

AGATI

Price List 2024

FURNITURE COLLECTIONS
SEATING • CHILDRENS • OCCASIONALS



Craftsmanship for Centers of Learning • Healthcare • Hospitality • Corporate

AGATI Furniture 451 N. Claremont Avenue Chicago, IL 60612

T 312.829.1977 F 312.829.8249 www.agati.com

Eff. 09.15.2024

AGATI

PRICE LIST 2024

SEATING • CHILDRENS • OCCASIONALS

TABLE OF CONTENTS

Overview.....	3
Superior American craftsmanship.....	4
AGATI knows design.....	5
Warranty.....	6
Orders and Terms.....	6
Warehousing.....	6
Cancellations, Changes and Returns.....	7
Shipping.....	7
Freight Damage and Claims.....	7
Design Rights.....	7
Custom Quotations and Orders.....	7
Designing for the Future.....	8
Standard Practices.....	8
Construction.....	8
Shipping and Disposal.....	8

Overview

AGATI Furniture is synonymous with timeless designs and exceptionally crafted pieces. Clients and designers everywhere use the AGATI team as a trusted resource. But it is Agati the person that makes his company renowned. Lead by Joe Agati's vision and talent, the AGATI approach is to provide individualized attention and tailored solutions to meet the needs of our clients.

AGATI's ability to provide classic, yet functional designs transcends all markets. Known for its work in the institutional market, AGATI builds furniture to withstand the rigors of daily use. These types of environments see a revolving door of users on a daily basis, so the furniture must be able to stand the test of time. AGATI also understands that every project has its budget.

Modifying standard collections is one way AGATI works to keep costs down.

Being able to enhance an already standard collection allows AGATI to work within budget constraints, while still supplying our clients with custom capabilities.

Ultimately, AGATI's mission is to be a high quality, furniture resource to architects, designers and clients through design, engineering, and project management expertise. Each design is carefully considered for structure, strength, and durability. These elements are critical to a long product lifecycle and reduced landfill waste. Our sustainable products result from using renewable American hardwoods and other natural materials to meet the goals of green architecture.

Superior American craftsmanship.

All AGATI Collections are original designs and are constructed to endure heavy use. AGATI manufactures its chairs using the mortise and tenon method, not the more common dowel method. Each right angled joint is secured with a hardwood pin, making the strongest joint possible. AGATI chairs also feature one-piece, solid lumber back leg posts for superior stability and strength. Engineered with lumbar supports shaped into the back splats, AGATI chairs are designed for patron comfort - not for easy manufacturing.

Chairs can be modified to compliment their surrounding interiors, enhancing any environment.

Table bases are constructed with side aprons and leg stretchers, and are mounted to the bottom face of the table tops with steel plates. This structure provides a foundation for a solid, long lasting work surface.

The time, effort, and care expended in the manufacturing of these products ensure many years of safe use.

AGATI knows design.

AGATI is defined by versatility. Designs combine a unique blend of aesthetics and engineering, distinguished by their eclectic styles. Inspired by the need for furniture that is both timeless and universal, AGATI is committed to the design and engineering of each and every piece.

Furniture built to last a lifetime means investing in the future. AGATI is dedicated to implementing sound environmental practices such as utilizing domestic reforested lumber, as well as reusable packaging materials. AGATI believes in helping preserve resources at no expense to the integrity of the product or the satisfaction of the customer.

Celebrated for its design. Chosen for its quality.

AGATI

AGATI

GENERAL INFORMATION

Prices	Published prices are list unless otherwise indicated.	Prices are subject to change without notice.
Warranty	<p>AGATI products are warranted against all defects in materials and workmanship for a period often years from date of delivery. This includes the following: veneer lifting or peeling, glue joint failure, and wood joints pulling apart. AGATI hand crafts and finishes its products using the finest hard woods and traditional hand finishing techniques. AGATI uses finishing techniques that are intended to highlight the inherent beauty of the wood used in its products. Depending upon the figure of the wood used, certain areas may take the stain differently than others.</p> <p>This is considered a sign of high quality, unretouched finish. Finishes mellow with age. Since wood is a natural material, some expansion and contraction is to be expected. The foregoing is not to be considered a defect in the materials or manufacturing process used and is not covered under warranty. The catalyzed finishes used by AGATI are very durable and will not cloud or ring from water stains and are resistant to solvents such as alcohol.</p>	<p>The AGATI warranty covers the lifting of any plastic laminate from the substrate but can not underwrite the laminate manufacturer's guarantee against scratching and chipping.</p> <p>During the warranty period, AGATI will, at its discretion, repair or replace defective merchandise free of charge.</p> <p>This warranty does not extend to COM, COL or any non-standard materials selected by and used at the request of the customer. This warranty does not extend to damage resulting from shipping, accident, alteration, misuse, tampering, negligence, abuse or ordinary wear and tear. This warranty is given expressly and in lieu of all other warranties, express or implied, or merchantability and fitness for particular purpose and constitutes the only warranty made by AGATI.</p> <p>No merchandise may be returned to AGATI without AGATI's written approval.</p>
Orders and Terms	<p>Each customer's order will be processed as indicated on AGATI's shop drawings, and is the final agreement between AGATI and the customer and supersedes all prior written and oral data regarding said order. Any discrepancy between the customer's purchase order and AGATI's confirmation must be brought to AGATI's attention, in writing, within ten days from the date of confirmation. As a general rule, AGATI will accept changes to confirmed orders under the following conditions:</p>	<ol style="list-style-type: none">1) The request must be submitted in writing and received in time so that the requested change may be incorporated into the production schedule.2) Changes will be subject to review by AGATI's production staff. Additional charges for materials, labor and administrative costs will be billed as necessary. <p>AGATI will confirm all order changes in writing.</p>
Order Acknowledgement	<p>Acknowledgement will be made for each order and indicates final production specifications. Buyer should check the acknowledgement to be sure that all order details are correct. Orders will not be acknowledged or entered for production until all specification information is complete. Accepted orders are subject to the terms and conditions set forth herein and on our acknowledgement, notwithstanding any variance in terms and conditions set forth on buyer's order form.</p>	<p>We are not responsible for delays beyond our control and will ship when merchandise is ready, invoicing as of that date. If buyer cannot accept, warehousing charges will be imposed. Partial shipments may be made and invoices covering these shipments are to be paid as they fall due.</p>

AGATI

GENERAL INFORMATION

Warehousing	As production space is at a premium, orders will be shipped as ordered.	On orders which cannot be shipped, furniture will be invoiced and warehousing charges will accrue on a monthly basis.
Cancellations, Changes and Returns	All cancellations, changes and returns must be requested in writing from our office and are not allowed without authorization. Authorized returns are subject to our shipping instructions. Changes are subject to our ability to comply and cancellations where production has begun will	incur a charge of 10% or more, depending upon state of production. Custom items may not be cancelled. Table orders normally cannot be cancelled as veneers and laminate tops are ordered immediately.
Shipping	Shipping options depend on size of order, destination and whether the product is cartoned or blanket wrapped.	For larger orders we will provide freight quotes.
Freight Damage and Claims	All items must pass through final inspection before being released to a transportation company which assumed responsibility for goods at that time. Product is shipped FOB origin and, once in transit, title passes to buyer who is responsible for resolving any transit related issue. Therefore, if shipment is received damaged, buyer must both file a claim and look to carrier for adjustment and our invoice in all conditions falls due as rendered. The following suggestions may assist buyers in handling freight claims:	<p>In the event of obvious damage, note damage on both copies of the freight bill and ask the driver to sign both copies.</p> <p>Note any excessive wear, damage or handling marks on cartons, especially if cartons appear to have been dropped, and follow written instructions on shock watch labels on cartons.</p> <p>Report concealed damage to carrier as quickly as possible. Request that the carrier send an inspector immediately. Retain all cartons and packing materials.</p>
Design Rights	Designs shown in AGATI catalogs and literature and website are, and remain, the property of AGATI who reserves the exclusive right to manufacture them. Any reproduction of these designs constitute an infringement	of AGATI rights and will incur prosecution. AGATI reserves the right to make changes in price, dimensions and/or construction without prior notice.
Custom Quotations and Orders	AGATI welcomes the opportunity to quote on custom designs and variations on existing designs. Requests must be thoroughly described and accompanied by drawings or sketches to insure correct interpretation. Custom designs are subject to interpretation by AGATI's production staff.	Orders for custom designs will be confirmed by AGATI in the usual manner along with shop drawings prepared by AGATI, which will require the customer's written approval to initiate production.
For More Information Contact us	AGATI Furniture 451 N. Claremont Ave. Chicago, IL 60612	Phone: 312.829.1977 Fax: 312.829.8249 www.agati.com

As a wood furniture manufacturer, our efforts are to keep our forests healthy. AGATI believes in responsible business practices now, to ensure that we will have forests for future generations to enjoy.

AGATI's mission is to be a high quality furniture resource to architects, designers and clients through our design, engineering, and project management expertise. Each design is carefully considered for structure, strength, and durability. These elements are critical to a long product lifecycle and reduced landfill waste. We produce sustainable products by using renewable hardwoods and other natural materials to meet the goals of green architecture.

Designing for the Future

AGATI designs stand the test of time. Classic designs that do not cater to trends extend the longevity of our products. Clients are more likely to hold onto furniture for their lifespan versus discarding and buying new because of outdated styles.

Standard Practices

MATERIALS:

- AGATI's main material sources are hardwoods, which are sustainable solutions for eco-effective design and fabrication. AGATI uses locally grown hardwoods, coming from responsibly managed forests. American hardwoods (oak, cherry, maple, walnut) are renewable resources.
- AGATI now offers FSC (Forest Stewardship Council) wood seating certified for "chain of custody." Only wood from SFI or PEFC certified forests is used and a certificate is provided proving wood was harvested legally and taken from an FSC managed forest. Proof of chain of custody will also be provided.
- AGATI now offers furniture with FSC woods and composite cores. A certificate will be provided to prove the materials are FSC certified.
- AGATI is switching to using "CARB" (California Air Resources Board) compliant composite wood products. This standard addresses the formaldehyde emissions from the composite wood products by reducing the parts per million levels of VOCs emitted into the atmosphere by the formaldehyde found in current composite wood products.
- Water based glues are used for almost every application. Low VOC glues are Greenguard certified and used for all other applications.
- AGATI now offers water-based finishes.

Construction:

- AGATI engineers its chairs for superior lumbar support, patron comfort and long life, not ease of manufacturing.
- Many chair parts are steam bent rather than machined from glued-up or larger boards. More efficient use of product, results in less waste.
- Whenever possible, table legs are machined from blanks cut from wood bats (short log cut-offs from the sawmill) instead of resawing thicker lumber. This process allows greater lumber yield from the log and reduces waste.
- Table work surfaces are fabricated with Forbo Linoleum made from readily renewable natural materials. Forbo offers independent, peer-reviewed, full product Life-Cycle Assessments (LCA). Both Forbo and our laminate vendors are Greenguard certified.
- The steel AGATI uses has a 50% recycled rate for all metal furniture. Powder coat finishes are available which means no VOCs.
- Brushed stainless steel finishes are also available in select products

Shipping and Disposal:

- Approximately 95% of AGATI shipments are blanket wrapped cutting back on packaging and waste and allowing for re-use of blankets
- AGATI utilizes "Just-in-Time" manufacturing which results in less storage, less waste and conserves resources.
- AGATI waste is disposed of in a safe and controlled manner. The waste is picked up and recycled. AGATI uses what it is able to of the scrap (less waste) and whatever scrap is not used is also disposed of and recycled.

AGATI believes that being a green company is more than just providing a certificate. We are constantly researching ways to be more sustainable and stay in step, if not ahead, of the green movement. We believe in cradle-to-cradle green processes and continue to educate ourselves, our clients and our vendors in this tireless endeavor to ensure the well-being of the planet. For more information about CARB, FSC, VOCs, we invite you to visit us at www.agati.com.

AGATI

PRICE LIST 2024 FURNITURE COLLECTIONS

TABLE OF CONTENTS

Adapt		Framework	
Tables.....	12-13	Moveable Walls.....	61
Workstations.....	14-18	Tables.....	62-66
Altezza		Fan Seating	
Seating.....	19-20	Seating.....	67
Antrim		Frye	
Bench Seating.....	21	Tables.....	68-72
Tables.....	22-24	End Panels.....	73
Table Carrels.....	25	Cee	
Baja Seating		Seating.....	74-82
Seating.....	26	Seating Screens.....	83
Brown		Tables.....	84-86
Seating.....	27	Gothic	
Tables.....	28-31	Carrels.....	86
Carrels.....	32-33	Tables.....	87-89
Accessories.....	34	Accessories.....	90
Courtroom.....	35	Courtroom.....	91
Cerino		Hampton	
Seating.....	36	Nook.....	92-93
Tables.....	37-39	Nook Duo.....	94
Table Carrels.....	40	Seating.....	95-101
Occasional Tables.....	41	Havana Seating	
Charles		Seating.....	102
Tables.....	42-44	Keystone Seating	
Table Carrels.....	45	Seating.....	103
Carrels.....	46-47	Manifest Tables	
Accessories.....	48	Tables.....	104-105
Courtroom.....	49	Metal Base Table	
DePaul		Metal Based Tables.....	106-108
Tables.....	50-51	Myles	
Accessories.....	52	Carrels.....	109-110
Drum Tables		Tables.....	111-113
Tables.....	53	Table Carrels.....	114
Elements		Occasional Tables.....	115
Tables.....	54-55	Accessories.....	116
Accessories.....	56	Etta	
Etta		Seating.....	57
Seating.....	57	Tables.....	58-60
Tables.....	58-60		

AGATI

PRICE LIST 2024

FURNITURE COLLECTIONS

TABLE OF CONTENTS

Orb Seating		Vera Seating	
Seating	117	Seating	160-162
The POD		Vista Bench Seating	
POD	118	Seating	163
POD Duo	119		
POD Jr.	120	Williams	
Power Bar		Carrels	164-167
Tables	121-122	Table Carrels	168
ADA Tables	123	Special Seating Collection	169
Skinny Tables	124-127	Tables	170-172
Power Table		Accessories	173
Tables	128-129	Electrical Options	
Primary		Power & Data Access	174-175
Carrels	130-132	Cable Management	176
Seating	133	Workstation Accessories	177
Tables	134-135		
Accessories	136	Agati Special Collections	
Shelving	137-138	Baja Seating	179
Book Trucks & Display	139-140	Curtis Seating	180-181
Rio Seating		Della Seating	182
Seating	141-144	Depaul Seating	183-186
Roland		Duet Seating	187
Carrels	145-146	Ella Seating	188-190
Nook	147-149	Etta Seating	191-194
Seating	150	Frye Seating	195-196
Tables	151-153	Gothic Seating	197-200
Courtroom	154	Monterey Seating	201
Roma Seating		Myles Seating	202
Seating	155	Prairie Seating	203-204
Sensi Seating			
Seating	156-157		
Storage			
Metal	158		
Tuxedo Seating			
Seating	159		

AGATI

FURNITURE

T 312.829.1977

F 312.829.8249

www.agati.com

© 2024 AGATI Chicago, Illinois Printed in USA

AGATI

Price List 2024

FURNITURE COLLECTIONS
SEATING • CHILDRENS • OCCASIONALS



Craftsmanship for Centers of Learning • Healthcare • Hospitality • Corporate





AGATI Furniture 451 N. Claremont Avenue Chicago, IL 60612

T 312.829.1977 F 312.829.8249 www.agati.com

Eff. 09.15.2024

AGATI






Adapt--Tables

ADAPT TABLES	DESCRIPTION	ITEM NO	SIZE	STANDARD LIST
	Adapt Square Study Table with birch veneer top and legs and exposed plywood edge	ADP-TBL-SQ-4242-30-V	42w 42d 30h	\$3,214
		ADP-TBL-SQ-4848-30-V	48w 48d 30h	\$3,104
	Adapt Square Study Table with plastic laminate top, birch veneer legs and exposed plywood edge	ADP-TBL-SQ-4242-30-P	42w 42d 30h	\$3,454
		ADP-TBL-SQ-4848-30-P	48w 48d 30h	\$3,453
	Adapt Round Study Table with birch veneer top and legs and exposed plywood edge	ADP-TBL-RD-42-30-V	42dia 30h	\$3,214
		ADP-TBL-RD-48-30-V	48dia 30h	\$3,104
	Adapt Round Study Table with plastic laminate top, birch veneer legs and exposed plywood edge	ADP-TBL-RD-42-30-P	42dia 30h	\$3,447
		ADP-TBL-RD-48-30-P	48dia 30h	\$3,446
	Adapt Rectangle Study Table with birch veneer top and legs and exposed plywood edge	ADP-TBL-RT-6036-30-V	60w 36d 30h	\$4,096
		ADP-TBL-RT-7236-30-V	72w 36d 30h	\$4,096
		ADP-TBL-RT-8436-30-V	84w 36d 30h	\$4,139
		ADP-TBL-RT-9636-30-V	96w 36d 30h	\$4,180
		ADP-TBL-RT-6042-30-V	60w 42d 30h	\$4,139
		ADP-TBL-RT-7242-30-V	72w 42d 30h	\$4,139
		ADP-TBL-RT-8442-30-V	84w 42d 30h	\$4,180
		ADP-TBL-RT-9642-30-V	96w 42d 30h	\$3,974
		ADP-TBL-RT-6048-30-V	60w 48d 30h	\$4,180
		ADP-TBL-RT-7248-30-V	72w 48d 30h	\$4,180
		ADP-TBL-RT-8448-30-V	84w 48d 30h	\$3,974
		ADP-TBL-RT-9648-30-V	96w 48d 30h	\$4,013
	Adapt Rectangle Study Table with plastic laminate top, birch veneer legs and exposed plywood edge	ADP-TBL-RT-6036-30-P	60w 36d 30h	\$4,693
		ADP-TBL-RT-7236-30-P	72w 36d 30h	\$4,693
		ADP-TBL-RT-8436-30-P	84w 36d 30h	\$4,730
		ADP-TBL-RT-9636-30-P	96w 36d 30h	\$4,766
		ADP-TBL-RT-6042-30-P	60w 42d 30h	\$4,730
		ADP-TBL-RT-7242-30-P	72w 42d 30h	\$4,730
		ADP-TBL-RT-8442-30-P	84w 42d 30h	\$4,766
		ADP-TBL-RT-9642-30-P	96w 42d 30h	\$4,803
		ADP-TBL-RT-6048-30-P	60w 48d 30h	\$4,766
		ADP-TBL-RT-7248-30-P	72w 48d 30h	\$4,766
		ADP-TBL-RT-8448-30-P	84w 48d 30h	\$4,803
		ADP-TBL-RT-9648-30-P	96w 48d 30h	\$4,687

Standard laminates include:
 Wilsonart series 60 finish and Formica series 58 finish
 All other laminate series may be subject to up charge.
 Electrical, wire management and accessories available, see electrical section for options
 Custom modifications, youth and standing heights available upon request.

AGATI









Adapt--Tables

ADAPT TABLES	DESCRIPTION	ITEM NO	SIZE	STANDARD LIST
	Adapt Soft Square Study Table with birch veneer top and legs and exposed plywood edge	ADP-TBL-SC-4242-30-V	42w 42d 30h	\$3,214
		ADP-TBL-SC-4848-30-V	48w 48d 30h	\$3,104
	Adapt Soft Square Study Table with plastic laminate top, birch veneer legs and exposed plywood edge	ADP-TBL-SC-4242-30-P	42w 42d 30h	\$3,454
		ADP-TBL-SC-4848-30-P	48w 48d 30h	\$3,453
	Adapt Soft Triangular Study Table with birch veneer top and legs and exposed plywood edge	ADP-TBL-TA-42-30-V	42w 42d 30h	\$2,812
		ADP-TBL-TA-48-30-V	48w 48d 30h	\$2,743
	Adapt Soft Triangular Study Table with plastic laminate top, birch veneer legs and exposed plywood edge	ADP-TBL-TA-42-30-P	42w 42d 30h	\$3,056
		ADP-TBL-TA-48-30-P	48w 48d 30h	\$3,143
	Adapt Wrap Study Table with birch veneer top and legs and exposed plywood edge	ADP-TBL-WP-4848-30-V	48w 48d 30h	\$3,104
	Adapt Dual Work Satio Study Table with plastic laminate top, birch veneer legs and exposed plywood edge	ADP-TBL-WP-4848-30-P	48w 48d 30h	\$3,453
	Adapt Boat Study Table with birch veneer top and legs and exposed plywood edge	ADP-TBL-BT-6036-30-V	60w 36d 30h	\$4,096
		ADP-TBL-BT-7236-30-V	72w 36d 30h	\$4,096
		ADP-TBL-BT-8436-30-V	84w 36d 30h	\$4,139
		ADP-TBL-BT-9636-30-V	96w 36d 30h	\$4,180
		ADP-TBL-BT-6042-30-V	60w 42d 30h	\$4,139
		ADP-TBL-BT-7242-30-V	72w 42d 30h	\$4,139
		ADP-TBL-BT-8442-30-V	84w 42d 30h	\$4,180
		ADP-TBL-BT-9642-30-V	96w 42d 30h	\$3,974
		ADP-TBL-BT-6048-30-V	60w 48d 30h	\$4,180
		ADP-TBL-BT-7248-30-V	72w 48d 30h	\$4,180
		ADP-TBL-BT-8448-30-V	84w 48d 30h	\$3,974
		ADP-TBL-BT-9648-30-V	96w 48d 30h	\$4,013
	Adapt Boat Study Table with plastic laminate top, birch veneer legs and exposed plywood edge	ADP-TBL-BT-6036-30-P	60w 36d 30h	\$4,693
		ADP-TBL-BT-7236-30-P	72w 36d 30h	\$4,693
		ADP-TBL-BT-8436-30-P	84w 36d 30h	\$4,730
		ADP-TBL-BT-9636-30-P	96w 36d 30h	\$4,766
		ADP-TBL-BT-6042-30-P	60w 42d 30h	\$4,730
		ADP-TBL-BT-7242-30-P	72w 42d 30h	\$4,730
		ADP-TBL-BT-8442-30-P	84w 42d 30h	\$4,766
		ADP-TBL-BT-9642-30-P	96w 42d 30h	\$4,803
		ADP-TBL-BT-6048-30-P	60w 48d 30h	\$4,766
		ADP-TBL-BT-7248-30-P	72w 48d 30h	\$4,766
		ADP-TBL-BT-8448-30-P	84w 48d 30h	\$4,803
		ADP-TBL-BT-9648-30-P	96w 48d 30h	\$4,687

Standard laminates include:
 Wilsonart series 60 finish and Formica series 58 finish
 All other laminate series may be subject to up charge.
 Electrical, wire management and accessories available, see electrical section for options
 Custom modifications, youth and standing heights available upon request.





AGATI

Adapt--Work Stations

ADAPT WORK STATIONS	DESCRIPTION	ITEM NO	SIZE	STANDARD LIST
	<p>Adapt Rectangle Work Station with birch veneer top and legs and exposed plywood edge</p> <p>Work Station comes with plywood wheel on the back legs</p>	ADP-WKS-RA-4830-30-V	48w 30d 30h	\$3,066
	<p>Adapt Rectangle Work Station with plastic laminate top, birch veneer legs and exposed plywood edge</p> <p>Work Station comes with plywood wheel on the back legs</p>	ADP-WKS-RA-4830-30-P	48w 30d 30h	\$3,343
	<p>Back Acoustical Board Panel addon Panel is attached with two stainless steel brackets. Panel sits 18" off the work surface and 5" below the work surface</p>	ADP-WKS-FB-DP-48-24h	48w 24h 3/8th	\$325
	<p>Side Acoustical Board Panel addon Panel is attached with two stainless steel brackets. Panel sits 18" off the work surface and 5" below the work surface</p>	ADP-WKS-FB-DP-24-24h	24w 24h 3/8th	\$474
	<p>Side Acoustical Board Panel addon Panel is attached with two stainless steel brackets. Panel sits 18" off the work surface and 5" below the work surface</p>	ADP-WKS-FB-DP-30-24h	30w 24h 3/8th	\$542
	<p>Back Frosted Acrylic Panel addon Panel is attached with two stainless steel brackets. Panel sits 18" off the work surface and 5" below the work surface</p>	ADP-WKS-AC-DP-48-24h	48w 24h 1/4th	\$584
	<p>Side Frosted Acrylic Panel addon Panel is attached with two stainless steel brackets. Panel sits 18" off the work surface and 5" below the work surface</p>	ADP-WKS-AC-DP-30-24h	30w 24h 1/4th	\$876
	<p>1 Power Unit & (1) 2-Port Charging USB</p>	<p>ELEC-DEAN-OS-BK-1U1P ELEC-DEAN-OS-DGR-1U1P ELEC-DEAN-OS-GR-1U1P ELEC-DEAN-OS-WH-1U1P</p>	<p>Black Dark Gray Gray White</p>	<p>\$365 \$365 \$365 \$365</p>
<p>Standard laminates include: Wilsonart series 60 finish and Formica series 58 finish All other laminate series may be subject to up charge. Electrical, wire management and accessories available, see electrical section for options Custom modifications, youth and standing heights available upon request.</p>				







AGATI

Adapt--Work Stations

ADAPT WORK STATIONS	DESCRIPTION	ITEM NO	SIZE	STANDARD LIST
	<p>Adapt Rectangle Wrap Work Station with birch veneer top and legs and exposed plywood edge</p> <p>Work Station comes with plywood wheel on the back legs</p>	ADP-WKS-RW-4830-30-V	48w 30d 30h	\$3,066
	<p>Adapt Rectangle Wrap Work Station with plastic laminate top, birch veneer legs and exposed plywood edge</p> <p>Work Station comes with plywood wheel on the back legs</p>	ADP-WKS-RW-4830-30-P	48w 30d 30h	\$3,343
	<p>Back Acoustical Board Panel addon Panel is attached with two stainless steel brackets. Panel sits 18" off the work surface and 5" below the work surface</p>	ADP-WKS-FB-DP-48-24h	48w 24h 3/8th	\$325
	<p>Side Acoustical Board Panel addon Panel is attached with two stainless steel brackets. Panel sits 18" off the work surface and 5" below the work surface</p>	ADP-WKS-FB-DP-30-24h	30w 24h 3/8th	\$542
	<p>Back Frosted Acrylic Panel addon Panel is attached with two stainless steel brackets. Panel sits 18" off the work surface and 5" below the work surface</p>	ADP-WKS-AC-DP-48-24h	48w 24h 1/4th	\$584
	<p>Side Frosted Acrylic Panel addon Panel is attached with two stainless steel brackets. Panel sits 18" off the work surface and 5" below the work surface</p>	ADP-WKS-AC-DP-30-24h	30w 24h 1/4th	\$876
	<p>1 Power Unit & (1) 2-Port Charging USB</p>	<p>ELEC-DEAN-OS-BK-1U1P ELEC-DEAN-OS-DGR-1U1P ELEC-DEAN-OS-GR-1U1P ELEC-DEAN-OS-WH-1U1P</p>	<p>Black Dark Gray Gray White</p>	<p>\$365 \$365 \$365 \$365</p>
<p>Standard laminates include: Wilsonart series 60 finish and Formica series 58 finish All other laminate series may be subject to up charge. Electrical, wire management and accessories available, see electrical section for options Custom modifications, youth and standing heights available upon request.</p>				








AGATI

Adapt--Work Stations

ADAPT WORK STATIONS	DESCRIPTION	ITEM NO	SIZE	STANDARD LIST
	Adapt Curve Wrap Work Station with birch veneer top and legs and exposed plywood edge	ADP-WKS-CW-4830-30-V	48w 32d 30h	\$3,003
	Work Station comes with plywood wheel on the back legs	ADP-WKS-CW-4830-30-P	48w 32d 30h	\$3,243
	Back Acoustical Board Panel addon Panel is attached with two stainless steel brackets. Panel sits 18" off the work surface and 5" below the work surface	ADP-WKS-FB-DP-48-24h	48w 24h 3/8th	\$325
		ADP-WKS-FB-DP-30-24h	30w 24h 3/8th	\$542
Side Acoustical Board Panel addon Panel is attached with two stainless steel brackets. Panel sits 18" off the work surface and 5" below the work surface			ADP-WKS-AC-DP-48-24h	48w 24h 1/4th
Back Frosted Acrylic Panel addon Panel is attached with two stainless steel brackets. Panel sits 18" off the work surface and 5" below the work surface			ADP-WKS-AC-DP-30-24h	30w 24h 1/4th
Side Frosted Acrylic Panel addon Panel is attached with two stainless steel brackets. Panel sits 18" off the work surface and 5" below the work surface			ELEC-DEAN-OS-BK-1U1P	Black
ELEC-DEAN-OS-DGR-1U1P	Dark Gray		\$365	
ELEC-DEAN-OS-GR-1U1P	Gray		\$365	
ELEC-DEAN-OS-WH-1U1P	White		\$365	
Standard laminates include: Wilsonart series 60 finish and Formica series 58 finish All other laminate series may be subject to up charge. Electrical, wire management and accessories available, see electrical section for options Custom modifications, youth and standing heights available upon request.				

AGATI






Adapt--Work Stations

ADAPT WORK STATIONS	DESCRIPTION	ITEM NO	SIZE	STANDARD LIST
	Adapt Trapezoid Work Station with birch veneer top and legs and exposed plywood edge Work Station comes with plywood wheel on the back legs	ADP-WKS-TZ-4830-30-V	48w 30d 30h	\$3,033
	Adapt Trapezoid Work Station with plastic laminate top, birch veneer legs and exposed plywood edge Work Station comes with plywood wheel on the back legs	ADP-WKS-TZ-4830-30-P	48w 30d 30h	\$3,210
	Back Acoustical Board Panel addon Panel is attached with two stainless steel brackets. Panel sits 18" off the work surface and 5" below the work surface	ADP-WKS-FB-DP-34-24h	34w 24h 3/8th	\$305
	Side Acoustical Board Panel addon Panel is attached with two stainless steel brackets. Panel sits 18" off the work surface and 5" below the work surface	ADP-WKS-FB-DP-30-24h	30w 24h 3/8th	\$542
	Back Frosted Acrylic Panel addon Panel is attached with two stainless steel brackets. Panel sits 18" off the work surface and 5" below the work surface	ADP-WKS-AC-DP-34-24h	34w 24h 1/4th	\$516
	Side Frosted Acrylic Panel addon Panel is attached with two stainless steel brackets. Panel sits 18" off the work surface and 5" below the work surface	ADP-WKS-AC-DP-30-24h	30w 24h 1/4th	\$876
	1 Power Unit & (1) 2-Port Charging USB	ELEC-DEAN-OS-BK-1U1P ELEC-DEAN-OS-DGR-1U1P ELEC-DEAN-OS-GR-1U1P ELEC-DEAN-OS-WH-1U1P	Black Dark Gray Gray White	\$365 \$365 \$365 \$365

Standard laminates include:
Wilsonart series 60 finish and Formica series 58 finish
All other laminate series may be subject to up charge.
Electrical, wire management and accessories available, see electrical section for options
Custom modifications, youth and standing heights available upon request.

AGATI


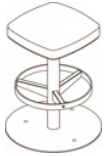
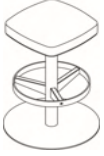
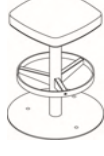



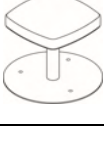
Adapt--Work Stations

ADAPT WORK STATIONS	DESCRIPTION	ITEM NO	SIZE	STANDARD LIST
	Adapt Arrow Wrap Work Station with birch veneer top and legs and exposed plywood edge Work Station comes with plywood wheel on the back legs	ADP-WKS-AW-4835-30-V	48w 30d 30h	\$3,131
	Adapt Arrow Wrap Work Station with plastic laminate top, birch veneer legs and exposed plywood edge Work Station comes with plywood wheel on the back legs	ADP-WKS-AW-4835-30-P	48w 30d 30h	\$3,196
	Side Acoustical Board Panel addon Panel is attached with two stainless steel brackets. Panel sits 8" off the work surface and 5" below the work surface	ADP-WKS-FB-DP-24-24h	24w 24h 3/8th	\$474
	Side Frosted Acrylic Panel addon Panel is attached with two stainless steel brackets. Panel sits 18" off the work surface and 5" below the work surface	ADP-WKS-AC-DP-24-24h	24w 24h 1/4th	\$860
	1 Power Unit & (1) 2-Port Charging USB	ELEC-DEAN-OS-BK-1U1P ELEC-DEAN-OS-DGR-1U1P ELEC-DEAN-OS-GR-1U1P ELEC-DEAN-OS-WH-1U1P	Black Dark Gray Gray White	\$365 \$365 \$365 \$365

Standard laminates include:
Wilsonart series 60 finish and Formica series 58 finish
All other laminate series may be subject to up charge.
Electrical, wire management and accessories available, see electrical section for options
Custom modifications, youth and standing heights available upon request.

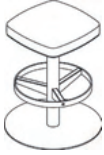


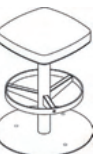




AGATI

ALTEZZA--SEATING

ALTEZZA STOOL	DESCRIPTION	ITEM NO	SIZE	STANDARD LIST
	Altezza Stool at 29° SH with Stainless Steel Foot ring & powder-coated base. *No Swivel *Black Wrinkle Finish COM requirement: 1/2 yards of 54" wide plain fabric per chair	ALT-STG-2900-PC-B	20Dia 29sh	\$1,004
	Altezza Stool at 29° SH with Stainless Steel Foot ring & powder-coated base. *No Swivel *Black Wrinkle Finish *Floor Mount COM requirement: 1/2 yards of 54" wide plain fabric per chair	ALT-STG-2900-F-PC-B	20Dia 29sh	\$1,025
	Altezza Stool at 29° SH with Stainless Steel Foot ring & powder-coated base. *Swivel *Black Wrinkle Finish COM requirement: 1/2 yards of 54" wide plain fabric per chair	ALT-STG-2900-SW-PC-B	20Dia 29sh	\$1,148
	Altezza Stool at 29° SH with Stainless Steel Foot ring & powder-coated base. *Swivel *Black Wrinkle Finish *Floor Mount COM requirement: 1/2 yards of 54" wide plain fabric per chair	ALT-STG-2900-SW-F-PC-B	20Dia 29sh	\$1,169
	Altezza Seat at 18° SH with powder-coated base. *No Swivel *Black Wrinkle Finish COM requirement: 1/2 yards of 54" wide plain fabric per chair	ALT-STG-1800-PC-B	20Dia 18sh	\$887
	Altezza Seat at 18° SH with powder-coated base. *No Swivel *Black Wrinkle Finish *Floor Mount COM requirement: 1/2 yards of 54" wide plain fabric per chair	ALT-STG-1800-F-PC-B	20Dia 18sh	\$905
	Altezza Seat at 18° SH with powder-coated base. *Swivel *Black Wrinkle Finish COM requirement: 1/2 yards of 54" wide plain fabric per chair	ALT-STG-1800-SW-PC-B	20Dia 18sh	\$1,031
	Altezza Seat at 18° SH with powder-coated base. *Swivel *Black Wrinkle Finish *Floor Mount COM requirement: 1/2 yards of 54" wide plain fabric per chair	ALT-STG-1800-SW-F-PC-B	20Dia 18sh	\$1,049
CUSTOM OPTIONS:		ITEM NO	STANDARD LIST	
Cal 133 Fire Barrier		OPT-UPH-133	per yard	\$171



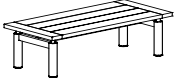
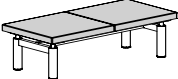

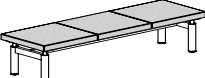
AGATI

ALTEZZA--SEATING

ALTEZZA STOOL	DESCRIPTION	ITEM NO	SIZE	STANDARD LIST
	Altezza Stool at 29° SH with Stainless Steel Foot ring & powder-coated base. *No Swivel *Metallic Silver Finish COM requirement: 1/2 yards of 54" wide plain fabric per chair	ALT-STG-2900-PC-S	20Dia 29sh	\$1,004
	Altezza Stool at 29° SH with Stainless Steel Foot ring & powder-coated base. *No Swivel *Metallic Silver Finish *Floor Mount COM requirement: 1/2 yards of 54" wide plain fabric per chair	ALT-STG-2900-F-PC-S	20Dia 29sh	\$1,025
	Altezza Stool at 29° SH with Stainless Steel Foot ring & powder-coated base. *Swivel *Metallic Silver Finish COM requirement: 1/2 yards of 54" wide plain fabric per chair	ALT-STG-2900-SW-PC-S	20Dia 29sh	\$1,148
	Altezza Stool at 29° SH with Stainless Steel Foot ring & powder-coated base. *Swivel *Metallic Silver Finish *Floor Mount COM requirement: 1/2 yards of 54" wide plain fabric per chair	ALT-STG-2900-SW-F-PC-S	20Dia 29sh	\$1,169
	Altezza Seat at 18° SH with powder-coated base. *No Swivel *Metallic Silver Finish COM requirement: 1/2 yards of 54" wide plain fabric per chair	ALT-STG-1800-PC-S	20Dia 18sh	\$887
	Altezza Seat at 18° SH with powder-coated base. *No Swivel *Metallic Silver Finish *Floor Mount COM requirement: 1/2 yards of 54" wide plain fabric per chair	ALT-STG-1800-F-PC-S	20Dia 18sh	\$905
	Altezza Seat at 18° SH with powder-coated base. *Swivel *Metallic Silver Finish COM requirement: 1/2 yards of 54" wide plain fabric per chair	ALT-STG-1800-SW-PC-S	20Dia 18sh	\$1,031
	Altezza Seat at 18° SH with powder-coated base. *Swivel *Metallic Silver Finish *Floor Mount COM requirement: 1/2 yards of 54" wide plain fabric per chair	ALT-STG-1800-SW-F-PC-S	20Dia 18sh	\$1,049
CUSTOM OPTIONS:		ITEM NO	STANDARD LIST	
Cal 133 Fire Barrier		OPT-UPH-133	per yard	\$171

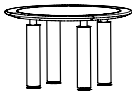
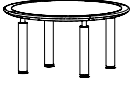

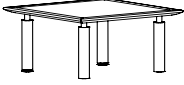
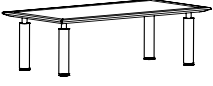
AGATI

ANTRIM COLLECTION--SEATING

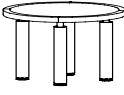
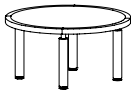
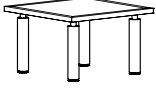
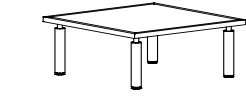
ANTRIM	DESCRIPTION	ITEM NO	SIZE	STANDARD LIST
	Single Seat Bench with metal legs, wood seat. Standard Wood is Maple Beech Cherry and Oak Upon Request	ANT-STG-1520-24-W	24w 22d 19h	\$3,336
	Single Seat Bench with metal legs, upholstered seat. COM requirement: 1 yard of 54" wide plain fabric. COL requirement: 18 sq. ft.	ANT-STG-1522-24	24w 22d 19h	\$3,000
	Double Seat Bench with metal legs, wood seat. Standard Wood is Maple Beech Cherry and Oak Upon Request	ANT-STG-1520-48-W	48w 22d 19h	\$3,839
	Double Seat Bench with metal legs, upholstered seat. COM requirement: 1.75 yards of 54" wide plain fabric. COL requirement: 31.5 sq. ft.	ANT-STG-1522-48	48w 22d 19h	\$3,775
	Triple Seat Bench with metal legs, wood seat. Standard Wood is Maple Beech Cherry and Oak Upon Request	ANT-STG-1520-72-W	72w 22d 19h	\$4,609
	Triple Seat Bench with metal legs, upholstered seat. COM requirement: 2.5 yards of 54" wide plain fabric. COL requirement: 45 sq. ft.	ANT-STG-1522-72	72w 22d 19h	\$4,263
CUSTOM OPTIONS:		ITEM NO	STANDARD LIST	
	Cal 133 Fire Barrier	OPT-UPH-133	100/ld	\$171

Custom wood finishes and modifications upon request.




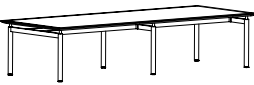
OCCASIONAL TABLES - Knife Edge

	DESCRIPTION	ITEM NO	SIZE	STANDARD LIST	
 	Round Occasional Table	Cherry			
		ANT-TBL-OCC-24-18-KE-C	24 Dia. 18h	\$6,693	
		ANT-TBL-OCC-30-18-KE-C	30 Dia. 18h	\$6,914	
		ANT-TBL-OCC-36-18-KE-C	36 Dia. 18h	\$7,357	
		ANT-TBL-OCC-24-21-KE-C	24 Dia. 21h	\$6,693	
		ANT-TBL-OCC-30-21-KE-C	30 Dia. 21h	\$6,914	
		ANT-TBL-OCC-36-21-KE-C	36 Dia. 21h	\$7,357	
		Maple			
		ANT-TBL-OCC-24-18-KE-M	24 Dia. 18h	\$7,051	
		ANT-TBL-OCC-30-18-KE-M	30 Dia. 18h	\$7,227	
		ANT-TBL-OCC-36-18-KE-M	36 Dia. 18h	\$7,624	
		ANT-TBL-OCC-24-21-KE-M	24 Dia. 21h	\$7,051	
		ANT-TBL-OCC-30-21-KE-M	30 Dia. 21h	\$7,227	
		ANT-TBL-OCC-36-21-KE-M	36 Dia. 21h	\$7,624	
 	Square Occasional Table	Cherry			
		ANT-TBL-OCC-2424-18-KE-C	24w 24d 18h	\$5,932	
		ANT-TBL-OCC-3030-18-KE-C	30w 30d 18h	\$6,710	
		ANT-TBL-OCC-3636-18-KE-C	36w 36d 18h	\$6,943	
		ANT-TBL-OCC-2424-21-KE-C	24w 24d 21h	\$5,932	
		ANT-TBL-OCC-3030-21-KE-C	30w 30d 21h	\$6,710	
		ANT-TBL-OCC-3636-21-KE-C	36w 36d 21h	\$6,943	
		Maple			
		ANT-TBL-OCC-2424-18-KE-M	24w 24d 18h	\$6,341	
		ANT-TBL-OCC-3030-18-KE-M	30w 30d 18h	\$7,102	
		ANT-TBL-OCC-3636-18-KE-M	36w 36d 18h	\$7,323	
		ANT-TBL-OCC-2424-21-KE-M	24w 24d 21h	\$6,341	
		ANT-TBL-OCC-3030-21-KE-M	30w 30d 21h	\$7,102	
		ANT-TBL-OCC-3636-21-KE-M	36w 36d 21h	\$7,323	
	Rectangular Occasional Table	Cherry			
		ANT-TBL-OCC-3024-18-KE-C	30w 24d 18h	\$6,676	
		ANT-TBL-OCC-3624-18-KE-C	36w 24d 18h	\$6,829	
		ANT-TBL-OCC-4824-18-KE-C	48w 24d 18h	\$7,249	
		ANT-TBL-OCC-3024-21-KE-C	30w 24d 21h	\$6,676	
		ANT-TBL-OCC-3624-21-KE-C	36w 24d 21h	\$6,829	
		ANT-TBL-OCC-4824-21-KE-C	48w 24d 21h	\$7,249	
		Maple			
		ANT-TBL-OCC-3024-18-KE-M	30w 24d 18h	\$7,028	
		ANT-TBL-OCC-3624-18-KE-M	36w 24d 18h	\$7,193	
		ANT-TBL-OCC-4824-18-KE-M	48w 24d 18h	\$7,573	
		ANT-TBL-OCC-3024-21-KE-M	30w 24d 21h	\$7,028	
		ANT-TBL-OCC-3624-21-KE-M	36w 24d 21h	\$7,193	
		ANT-TBL-OCC-4824-21-KE-M	48w 24d 21h	\$7,573	
Plastic laminate or Marmoleum® top standard, Veneer top add 10%.					
Powdercoat base in standard black or metallic silver, additional colors available upon request.					
Wire chase leg enclosure and custom modifications upon request.					

OCCASIONAL TABLES - Square Edge


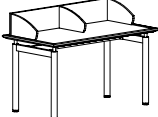

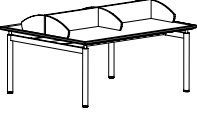
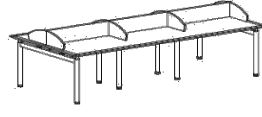
	DESCRIPTION	ITEM NO	SIZE	STANDARD LIST
	Round Occasional Table	Cherry		
		ANT-TBL-OCC-24-18-SE-C	24 Dia. 18h	\$6,386
		ANT-TBL-OCC-30-18-SE-C	30 Dia. 18h	\$6,579
		ANT-TBL-OCC-36-18-SE-C	36 Dia. 18h	\$6,988
		ANT-TBL-OCC-24-21-SE-C	24 Dia. 21h	\$6,386
		ANT-TBL-OCC-30-21-SE-C	30 Dia. 21h	\$6,579
		ANT-TBL-OCC-36-21-SE-C	36 Dia. 21h	\$6,988
		Maple		
		ANT-TBL-OCC-24-18-SE-M	24 Dia. 18h	\$6,755
		ANT-TBL-OCC-30-18-SE-M	30 Dia. 18h	\$6,909
	Round Occasional Table	Maple		
		ANT-TBL-OCC-24-18-SE-M	24 Dia. 18h	\$6,755
		ANT-TBL-OCC-30-18-SE-M	30 Dia. 18h	\$6,909
		ANT-TBL-OCC-36-18-SE-M	36 Dia. 18h	\$7,272
		ANT-TBL-OCC-24-21-SE-M	24 Dia. 21h	\$6,755
		ANT-TBL-OCC-30-21-SE-M	30 Dia. 21h	\$6,909
		ANT-TBL-OCC-36-21-SE-M	36 Dia. 21h	\$7,272
		Cherry		
		ANT-TBL-OCC-2424-18-SE-C	24w 24d 18h	\$5,693
		ANT-TBL-OCC-3030-18-SE-C	30w 30d 18h	\$6,403
	Square Occasional Table	Cherry		
		ANT-TBL-OCC-3636-18-SE-C	36w 36d 18h	\$6,613
		ANT-TBL-OCC-2424-21-SE-C	24w 24d 21h	\$5,693
		ANT-TBL-OCC-3030-21-SE-C	30w 30d 21h	\$6,403
		ANT-TBL-OCC-3636-21-SE-C	36w 36d 21h	\$6,613
		Maple		
		ANT-TBL-OCC-2424-18-SE-M	24w 24d 18h	\$6,114
		ANT-TBL-OCC-3030-18-SE-M	30w 30d 18h	\$6,806
		ANT-TBL-OCC-3636-18-SE-M	36w 36d 18h	\$6,999
		ANT-TBL-OCC-2424-21-SE-M	24w 24d 21h	\$6,114
ANT-TBL-OCC-3030-21-SE-M	30w 30d 21h	\$6,806		
ANT-TBL-OCC-3636-21-SE-M	36w 36d 21h	\$6,999		
	Rectangular Occasional Table	Cherry		
		ANT-TBL-OCC-3024-18-SE-C	30w 24d 18h	\$6,278
		ANT-TBL-OCC-3624-18-SE-C	36w 24d 18h	\$6,449
		ANT-TBL-OCC-4824-18-SE-C	48w 24d 18h	\$6,858
		ANT-TBL-OCC-3024-21-SE-C	30w 24d 21h	\$6,278
		ANT-TBL-OCC-3624-21-SE-C	36w 24d 21h	\$6,449
		ANT-TBL-OCC-4824-21-SE-C	48w 24d 21h	\$6,858
		Maple		
		ANT-TBL-OCC-3024-18-SE-M	30w 24d 18h	\$6,681
		ANT-TBL-OCC-3624-18-SE-M	36w 24d 18h	\$6,840
ANT-TBL-OCC-4824-18-SE-M	48w 24d 18h	\$7,215		
ANT-TBL-OCC-3024-21-SE-M	30w 24d 21h	\$6,681		
ANT-TBL-OCC-3624-21-SE-M	36w 24d 21h	\$6,840		
ANT-TBL-OCC-4824-21-SE-M	48w 24d 21h	\$7,215		
Plastic laminate or Marmoleum® top standard, Veneer top add 10%. Powdercoat base in standard black or metallic silver, additional colors available upon request. Wire chase leg enclosure and custom modifications upon request.				

STUDY TABLES - Knife Edge

	DESCRIPTION	ITEM NO	SIZE	STANDARD LIST
	Round Study Table with X-base, round legs, solid wood edgeband, and steel powder coat base. Note: Table is not ADA compliant.	Cherry		
		ANT-TBX-48-30-KE-C	48 Dia. 30h	\$7,316
		ANT-TBX-54-30-KE-C	54 Dia. 30h	\$7,742
		ANT-TBX-60-30-KE-C	60 Dia. 30h	\$8,065
		Maple		
		ANT-TBX-48-30-KE-M	48 Dia. 30h	\$7,316
		ANT-TBX-54-30-KE-M	54 Dia. 30h	\$7,742
		ANT-TBX-60-30-KE-M	60 Dia. 30h	\$8,065
	Square Study Table with stretcher base, round legs, solid wood edgeband, and steel powder coat base.	Cherry		
		ANT-TBL-4242-30-KE-C	42w 42d 30h	\$5,342
		ANT-TBL-4848-30-KE-C	48w 48d 30h	\$6,686
		ANT-TBL-5454-30-KE-C	54w 54d 30h	\$7,094
		ANT-TBL-6060-30-KE-C	60w 60d 30h	\$7,381
		Maple		
		ANT-TBL-4242-30-KE-M	42w 42d 30h	\$5,342
		ANT-TBL-4848-30-KE-M	48w 48d 30h	\$6,686
		ANT-TBL-5454-30-KE-M	54w 54d 30h	\$7,094
		ANT-TBL-6060-30-KE-M	60w 60d 30h	\$7,381
	Rectangular Study Table with end assembly, round legs, solid wood edgeband, and steel powder coat base.	Cherry		
		ANT-TBL-4236-30-KE-C	42w 36d 30h	\$5,380
		ANT-TBL-4836-30-KE-C	48w 36d 30h	\$5,043
		ANT-TBL-6036-30-KE-C	60w 36d 30h	\$6,189
		ANT-TBL-7236-30-KE-C	72w 36d 30h	\$6,385
		ANT-TBL-6048-30-KE-C	60w 48d 30h	\$7,032
		ANT-TBL-7248-30-KE-C	72w 48d 30h	\$7,229
		ANT-TBL-8448-30-KE-C	84w 48d 30h	\$7,537
		ANT-TBL-9648-30-KE-C	96w 48d 30h	\$7,884
		ANT-TBL-7254-30-KE-C	72w 54d 30h	\$7,300
		ANT-TBL-8454-30-KE-C	84w 54d 30h	\$7,622
		ANT-TBL-9654-30-KE-C	96w 54d 30h	\$7,964
		ANT-TBL-8460-30-KE-C	84w 60d 30h	\$7,723
		ANT-TBL-9660-30-KE-C	96w 60d 30h	\$8,065
		Maple		
		ANT-TBL-4236-30-KE-M	42w 36d 30h	\$5,380
		ANT-TBL-4836-30-KE-M	48w 36d 30h	\$5,043
		ANT-TBL-6036-30-KE-M	60w 36d 30h	\$6,189
		ANT-TBL-7236-30-KE-M	72w 36d 30h	\$6,385
		ANT-TBL-6048-30-KE-M	60w 48d 30h	\$7,028
		ANT-TBL-7248-30-KE-M	72w 48d 30h	\$7,229
		ANT-TBL-8448-30-KE-M	84w 48d 30h	\$7,537
		ANT-TBL-9648-30-KE-M	96w 48d 30h	\$7,884
		ANT-TBL-7254-30-KE-M	72w 54d 30h	\$7,300
ANT-TBL-8454-30-KE-M	84w 54d 30h	\$7,622		
ANT-TBL-9654-30-KE-M	96w 54d 30h	\$7,964		
ANT-TBL-8460-30-KE-M	84w 60d 30h	\$7,723		
ANT-TBL-9660-30-KE-M	96w 60d 30h	\$8,065		
	Rectangular Study Table with end assembly, 6 round legs, solid wood edgeband, and steel powder coat base.	Cherry		
		ANT-TBL-10848-30-KE-C	108w 48d 30h	\$8,164
		ANT-TBL-10854-30-KE-C	108w 54d 30h	\$8,874
		ANT-TBL-12054-30-KE-C	120w 54d 30h	\$11,041
		ANT-TBL-14454-30-KE-C	144w 54d 30h	\$11,594
		ANT-TBL-10860-30-KE-C	108w 60d 30h	\$8,484
		ANT-TBL-12060-30-KE-C	120w 60d 30h	\$11,137
		ANT-TBL-14460-30-KE-C	144w 60d 30h	\$11,721
		Maple		
		ANT-TBL-10848-30-KE-M	108w 48d 30h	\$8,164
		ANT-TBL-10854-30-KE-M	108w 54d 30h	\$8,383
		ANT-TBL-12054-30-KE-M	120w 54d 30h	\$11,049
		ANT-TBL-14454-30-KE-M	144w 54d 30h	\$11,594
		ANT-TBL-10860-30-KE-M	108w 60d 30h	\$8,484
		ANT-TBL-12060-30-KE-M	120w 60d 30h	\$11,137
		ANT-TBL-14460-30-KE-M	144w 60d 30h	\$11,700


Knife Edge Profile is standard. Square Edge Profile is 5% less.
 Round Leg standard. Square Leg add 11%.
 Plastic laminate or Marmoleum® top standard, veneer top add 10%.
 Powdercoat base in standard black or metallic silver, additional colors available upon request.
 Electrical, wire management and accessories available, see electrical section for options
 Custom modifications, youth and standing heights available upon request.

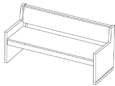
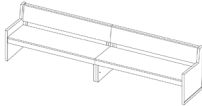
TABLE CARRELS - Knife Edge

	DESCRIPTION	ITEM NO	SIZE	STANDARD LIST	
	Single Faced Carrel Table with surround and steel steel powder coat base with round legs.	Cherry			
		ANT-TBL-CRL-3632-39-KE-C	36w 32d 39h	\$6,890	
		ANT-TBL-CRL-4232-39-KE-C	42w 32d 39h	\$6,949	
		ANT-TBL-CRL-4832-39-KE-C	48w 32d 39h	\$7,584	
		Maple			
		ANT-TBL-CRL-3632-39-KE-M	36w 32d 39h	\$6,890	
ANT-TBL-CRL-4232-39-KE-M	42w 32d 39h	\$6,949			
ANT-TBL-CRL-4832-39-KE-M	48w 32d 39h	\$7,584			
	Two Person, Single Faced Carrel Table with surround and steel powder coat base with round legs.	Cherry			
		ANT-TBL-CRL-7232-39-KE-C	72w 32d 39h	\$9,222	
		ANT-TBL-CRL-8432-39-KE-C	84w 32d 39h	\$9,469	
		ANT-TBL-CRL-9632-39-KE-C	96w 32d 39h	\$9,662	
		Maple			
		ANT-TBL-CRL-7232-39-KE-M	72w 32d 39h	\$9,222	
ANT-TBL-CRL-8432-39-KE-M	84w 32d 39h	\$9,469			
ANT-TBL-CRL-9632-39-KE-M	96w 32d 39h	\$9,662			
	Two Person, Double Faced Carrel Table with surround and steel powder coat base with round legs.	Cherry			
		ANT-TBL-CRL-3660-39-KE-C	36w 60d 39h	\$10,432	
		ANT-TBL-CRL-4260-39-KE-C	42w 60d 39h	\$10,508	
		ANT-TBL-CRL-4860-39-KE-C	48w 60d 39h	\$10,347	
		Maple			
		ANT-TBL-CRL-3660-39-KE-M	36w 60d 39h	\$10,432	
ANT-TBL-CRL-4260-39-KE-M	42w 60d 39h	\$10,508			
ANT-TBL-CRL-4860-39-KE-M	48w 60d 39h	\$10,347			
	Four Person, Double Faced Carrel Table with surround and steel powder coat base with round legs.	Cherry			
		ANT-TBL-CRL-7260-39-KE-C	72w 60d 39h	\$12,491	
		ANT-TBL-CRL-8460-39-KE-C	84w 60d 39h	\$12,892	
		ANT-TBL-CRL-9660-39-KE-C	96w 60d 39h	\$13,267	
		Maple			
		ANT-TBL-CRL-7260-39-KE-M	72w 60d 39h	\$12,474	
ANT-TBL-CRL-8460-39-KE-M	84w 60d 39h	\$12,879			
ANT-TBL-CRL-9660-39-KE-M	96w 60d 39h	\$13,267			
	Six Person, Double Faced Carrel Table with surround and steel powder coat base with round legs.	Cherry			
		ANT-TBL-CRL-12660-39-KE-C	126w 60d 39h	\$17,795	
		ANT-TBL-CRL-14460-39-KE-C	144w 60d 39h	\$20,455	
		Maple			
		ANT-TBL-CRL-12660-39-KE-M	126w 60d 39h	\$17,795	
		ANT-TBL-CRL-14460-39-KE-M	144w 60d 39h	\$19,796	
Knife Edge Profile is standard. Square Edge Profile is 5% less. Round Leg standard. Square Leg add 11%. Plastic laminate or Marmoleum® top standard, veneer top add 10%. Powdercoat base in standard black or metallic silver, additional colors available upon request. Electrical, wire management and accessories available, see electrical section for options. Custom modifications, youth and standing heights available upon request.					

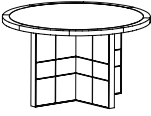
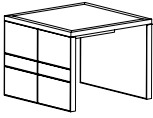
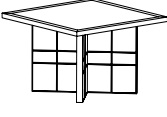
AGATI

BAJA SEATING

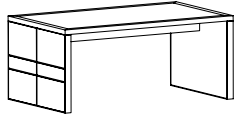
BAJA	DESCRIPTION	ITEM NO	SIZE	STANDARD LIST
	Side chair, wood seat	BAJ-STG-1000	18w 23d 32h 17sh	\$1,481
	Side chair, upholstered seat	BAJ-STG-1002	18w 23d 32h 17sh	\$1,399
	Side chair, upholstered seat and back.	BAJ-STG-1004	18w 23d 32h 17sh	\$1,358
	Maple only*			
	COM requirement: 1 yard of 54" wide plain fabric per two chairs (seat only) COM requirement: 1.5 yards of 54" wide plain fabric per two chairs (seat and back) COL requirement: 18 sq. ft. per two chairs			
ADDITIONAL OPTIONS:		ITEM NO		STANDARD LIST
	Laser Etching	OPT-LAS-01		\$170
	Inlay	OPT-INL-01	per project	
	Cal 133 Fire Barrier- per yard	OPT-UPH-133	per yard	\$171
	Book Rack	OPT-BKRK-01		\$256
	Kneeler (COM 1 yd. per two chairs)	OPT-KNLR-01		\$317
	*Custom wood finishes and modifications upon request.			

SEATING - BENCHES	DESCRIPTION	ITEM NO	SIZE	STANDARD LIST	
	Bench with Arms and Back, Wood Seat	Maple			
		BRW-STG-1501-48	48w 22d 32h 18sh 23ah	\$6,222	
		BRW-STG-1501-60	60w 22d 32h 18sh 23ah	\$7,777	
		BRW-STG-1501-72	72w 22d 32h 18sh 23ah	\$9,333	
		BRW-STG-1501-96	96w 22d 32h 18sh 23ah	\$12,444	
		BRW-STG-1501-120	120w 22d 32h 18sh 23ah	\$15,555	
	Center Leg Required for 96, 120, 144	BRW-STG-1501-144	144w 22d 32h 18sh 23ah	\$18,666	
	Bench with Arms and Back, Upholstered Seat	Upholstered			
		BRW-STG-1503-48	48w 22d 32h 18sh 23ah	\$6,740	
		COM requirement: 1.75 yards of 54" wide plain fabric.			
		COL requirement: 31.5 sq. ft.			
		BRW-STG-1503-60	60w 22d 32h 18sh 23ah	\$8,425	
		COM requirement: 2 yards of 54" wide plain fabric.			
		COL requirement: 36 sq. ft.			
		BRW-STG-1503-72	72w 22d 32h 18sh 23ah	\$10,111	
		COM requirement: 2.5 yards of 54" wide plain fabric.			
		COL requirement: 45 sq. ft.			
	Center Leg Required for 96, 120, 144	BRW-STG-1503-96	96w 22d 32h 18sh 23ah	\$13,481	
COM requirement: 3.5 yards of 54" wide plain fabric.					
COL requirement: 63 sq. ft.					
		BRW-STG-1503-120	120w 22d 32h 18sh 23ah	\$16,851	
COM requirement: 4 yards of 54" wide plain fabric.					
COL requirement: 72 sq. ft.					
		BRW-STG-1503-144	144w 22d 32h 18sh 23ah	\$20,221	
COM requirement: 5 yards of 54" wide plain fabric.					
COL requirement: 90 sq. ft.					
Standard Wood is Maple Beech, Cherry and Oak Upon Request Note: Center Leg Required for 96, 120, 144 Custom length available upon request					

STUDY TABLES

	DESCRIPTION	ITEM NO	SIZE	STANDARD LIST
	Round Study Table with metal horizontal reveal detail, X-base. Note: Table is not ADA compliant.	Red Oak		
		BRW-TBX-48-30-RO	48 Dia. 30h	\$10,798
		BRW-TBX-54-30-RO	54 Dia. 30h	\$11,113
		BRW-TBX-60-30-RO	60 Dia. 30h	\$12,569
		Cherry		
		BRW-TBX-48-30-C	48 Dia. 30h	\$11,199
		BRW-TBX-54-30-C	54 Dia. 30h	\$11,584
		BRW-TBX-60-30-C	60 Dia. 30h	\$12,712
		Maple		
	BRW-TBX-48-30-M	48 Dia. 30h	\$10,862	
	BRW-TBX-54-30-M	54 Dia. 30h	\$11,152	
	BRW-TBX-60-30-M	60 Dia. 30h	\$12,586	
	Square Study Table with metal horizontal reveal detail, panel sides.	Red Oak		
		BRW-TBL-4242-30-RO	42w 42d 30h	\$8,232
		BRW-TBL-4848-30-RO	48w 48d 30h	\$8,721
		BRW-TBL-5454-30-RO	54w 54d 30h	\$9,867
		BRW-TBL-6060-30-RO	60w 60d 30h	\$10,223
		Cherry		
		BRW-TBL-4242-30-C	42w 42d 30h	\$8,531
		BRW-TBL-4848-30-C	48w 48d 30h	\$9,106
		BRW-TBL-5454-30-C	54w 54d 30h	\$10,337
		BRW-TBL-6060-30-C	60w 60d 30h	\$10,879
		Maple		
		BRW-TBL-4242-30-M	42w 42d 30h	\$8,379
BRW-TBL-4848-30-M	48w 48d 30h	\$8,916		
BRW-TBL-5454-30-M	54w 54d 30h	\$10,043		
BRW-TBL-6060-30-M	60w 60d 30h	\$10,394		
	Square Study Table with metal horizontal reveal detail, X-base. Note: Table is not ADA compliant.	Red Oak		
		BRW-TBX-4848-30-RO	48w 48d 30h	\$10,404
		BRW-TBX-5454-30-RO	54w 54d 30h	\$10,767
		BRW-TBX-6060-30-RO	60w 60d 30h	\$11,467
		Cherry		
		BRW-TBX-4848-30-C	48w 48d 30h	\$10,728
		BRW-TBX-5454-30-C	54w 54d 30h	\$11,048
		BRW-TBX-6060-30-C	60w 60d 30h	\$11,860
		Maple		
	BRW-TBX-4848-30-M	48w 48d 30h	\$10,413	
	BRW-TBX-5454-30-M	54w 54d 30h	\$10,780	
	BRW-TBX-6060-30-M	60w 60d 30h	\$11,506	
Plastic laminate or Marmoleum® top standard, veneer top add 10% Electrical, wire management and accessories available, see electrical section for options Custom modifications, youth and standing heights available upon request.				

STUDY TABLES



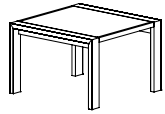
DESCRIPTION	ITEM NO	SIZE	STANDARD LIST	
Rectangular Study Table with metal horizontal reveal detail, panel sides.	Red Oak			
	BRW-TBL-4836-30-RO	48w 36d 30h	\$8,395	
	BRW-TBL-6036-30-RO	60w 36d 30h	\$8,664	
	BRW-TBL-7236-30-RO	72w 36d 30h	\$8,926	
	BRW-TBL-6042-30-RO	60w 42d 30h	\$9,425	
	BRW-TBL-7242-30-RO	72w 42d 30h	\$9,753	
	BRW-TBL-8442-30-RO	84w 42d 30h	\$10,380	
	BRW-TBL-9642-30-RO	96w 42d 30h	\$10,432	
	BRW-TBL-7248-30-RO	72w 48d 30h	\$10,114	
	BRW-TBL-8448-30-RO	84w 48d 30h	\$10,380	
	BRW-TBL-9648-30-RO	96w 48d 30h	\$10,656	
	BRW-TBL-10848-30-RO	108w 48d 30h	\$14,035	
	BRW-TBL-8454-30-RO	84w 54d 30h	\$12,538	
	BRW-TBL-9654-30-RO	96w 54d 30h	\$12,790	
	BRW-TBL-10854-30-RO	108w 54d 30h	\$14,192	
	BRW-TBL-12054-30-RO	120w 54d 30h	\$14,396	
	BRW-TBL-8460-30-RO	84w 60d 30h	\$12,695	
	BRW-TBL-9660-30-RO	96w 60d 30h	\$12,790	
	BRW-TBL-10860-30-RO	108w 60d 30h	\$14,320	
	BRW-TBL-12060-30-RO	120w 60d 30h	\$14,396	
	Cherry			
	BRW-TBL-4836-30-C	48w 36d 30h	\$11,636	
	BRW-TBL-6036-30-C	60w 36d 30h	\$9,187	
	BRW-TBL-7236-30-C	72w 36d 30h	\$9,610	
	BRW-TBL-6042-30-C	60w 42d 30h	\$9,753	
	BRW-TBL-7242-30-C	72w 42d 30h	\$10,128	
	BRW-TBL-8442-30-C	84w 42d 30h	\$10,955	
	BRW-TBL-9642-30-C	96w 42d 30h	\$10,865	
	BRW-TBL-7248-30-C	72w 48d 30h	\$10,618	
	BRW-TBL-8448-30-C	84w 48d 30h	\$10,394	
	BRW-TBL-9648-30-C	96w 48d 30h	\$11,416	
	BRW-TBL-10848-30-C	108w 48d 30h	\$14,700	
	BRW-TBL-8454-30-C	84w 54d 30h	\$13,118	
	BRW-TBL-9654-30-C	96w 54d 30h	\$13,546	
	BRW-TBL-10854-30-C	108w 54d 30h	\$14,886	
	BRW-TBL-12054-30-C	120w 54d 30h	\$15,128	
BRW-TBL-8460-30-C	84w 60d 30h	\$13,322		
BRW-TBL-9660-30-C	96w 60d 30h	\$13,546		
BRW-TBL-10860-30-C	108w 60d 30h	\$14,886		
BRW-TBL-12060-30-C	120w 60d 30h	\$15,128		
Maple				
BRW-TBL-4836-30-M	48w 36d 30h	\$8,771		
BRW-TBL-6036-30-M	60w 36d 30h	\$8,874		
BRW-TBL-7236-30-M	72w 36d 30h	\$9,178		
BRW-TBL-6042-30-M	60w 42d 30h	\$9,596		
BRW-TBL-7242-30-M	72w 42d 30h	\$9,976		
BRW-TBL-8442-30-M	84w 42d 30h	\$10,694		
BRW-TBL-9642-30-M	96w 42d 30h	\$10,656		
BRW-TBL-7248-30-M	72w 48d 30h	\$10,390		
BRW-TBL-8448-30-M	84w 48d 30h	\$10,694		
BRW-TBL-9648-30-M	96w 48d 30h	\$11,022		
BRW-TBL-10848-30-M	108w 48d 30h	\$14,121		
BRW-TBL-8454-30-M	84w 54d 30h	\$12,590		
BRW-TBL-9654-30-M	96w 54d 30h	\$12,975		
BRW-TBL-10854-30-M	108w 54d 30h	\$14,320		
BRW-TBL-12054-30-M	120w 54d 30h	\$14,515		
BRW-TBL-8460-30-M	84w 60d 30h	\$12,875		
BRW-TBL-9660-30-M	96w 60d 30h	\$12,975		
BRW-TBL-10860-30-M	108w 60d 30h	\$14,320		
BRW-TBL-12060-30-M	120w 60d 30h	\$14,515		

Plastic laminate or Marmoleum® top standard, veneer top add 10%
 Electrical, wire management and accessories available, see electrical section for options
 Custom modifications, youth and standing heights available upon request.

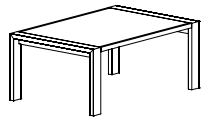
STUDY TABLES



DESCRIPTION	ITEM NO	SIZE	STANDARD LIST
Round Study Table with leg base. Note: Table is not ADA compliant.	Red Oak		
	BRW-TBL-48-30-LB-RO	48 Dia. 30h	\$12,202
	BRW-TBL-54-30-LB-RO	54 Dia. 30h	\$12,872
	BRW-TBL-60-30-LB-RO	60 Dia. 30h	\$13,230
	Cherry		
	BRW-TBL-48-30-LB-C	48 Dia. 30h	\$12,872
	BRW-TBL-54-30-LB-C	54 Dia. 30h	\$13,584
	BRW-TBL-60-30-LB-C	60 Dia. 30h	\$14,029
	Maple		
BRW-TBL-48-30-LB-M	48 Dia. 30h	\$12,202	
BRW-TBL-54-30-LB-M	54 Dia. 30h	\$12,872	
BRW-TBL-60-30-LB-M	60 Dia. 30h	\$13,230	



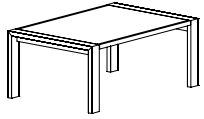
DESCRIPTION	ITEM NO	SIZE	STANDARD LIST
Square Study Table with leg base. Note: Seating on user side only, not on ends.	Red Oak		
	BRW-TBL-4848-30-LB-RO	48w 48d 30h	\$8,683
	BRW-TBL-5454-30-LB-RO	54w 54d 30h	\$8,831
	BRW-TBL-6060-30-LB-RO	60w 60d 30h	\$9,615
	Cherry		
	BRW-TBL-4848-30-LB-C	48w 48d 30h	\$9,439
	BRW-TBL-5454-30-LB-C	54w 54d 30h	\$9,639
	BRW-TBL-6060-30-LB-C	60w 60d 30h	\$10,489
	Maple		
	BRW-TBL-4848-30-LB-M	48w 48d 30h	\$9,097
	BRW-TBL-5454-30-LB-M	54w 54d 30h	\$9,282
	BRW-TBL-6060-30-LB-M	60w 60d 30h	\$10,100



DESCRIPTION	ITEM NO	SIZE	STANDARD LIST
Rectangular Study Table leg base. Note: Seating on user side only, not on ends. Tables 108w and up require center leg.	Red Oak		
	BRW-TBL-4836-30-LB-RO	48w 36d 30h	\$9,199
	BRW-TBL-6036-30-LB-RO	60w 36d 30h	\$8,094
	BRW-TBL-7236-30-LB-RO	72w 36d 30h	\$8,322
	BRW-TBL-4842-30-LB-RO	48w 42d 30h	\$9,985
	BRW-TBL-6042-30-LB-RO	60w 42d 30h	\$8,664
	BRW-TBL-7242-30-LB-RO	72w 42d 30h	\$8,807
	BRW-TBL-8442-30-LB-RO	84w 42d 30h	\$9,011
	BRW-TBL-9642-30-LB-RO	96w 42d 30h	\$9,282
	BRW-TBL-6048-30-LB-RO	60w 48d 30h	\$10,100
	BRW-TBL-7248-30-LB-RO	72w 48d 30h	\$9,287
	BRW-TBL-8448-30-LB-RO	84w 48d 30h	\$9,601
	BRW-TBL-9648-30-LB-RO	96w 48d 30h	\$9,601
	BRW-TBL-8454-30-LB-RO	84w 54d 30h	\$9,601
	BRW-TBL-9654-30-LB-RO	96w 54d 30h	\$10,138
	BRW-TBL-10854-30-LB-RO	108w 54d 30h	\$10,138
	BRW-TBL-12054-30-LB-RO	120w 54d 30h	\$11,480
	BRW-TBL-8460-30-LB-RO	84w 60d 30h	\$9,601
	BRW-TBL-9660-30-LB-RO	96w 60d 30h	\$10,138
	BRW-TBL-10860-30-LB-RO	108w 60d 30h	\$10,941
	BRW-TBL-12060-30-LB-RO	120w 60d 30h	\$10,941

Plastic laminate or Marmoleum® top standard, veneer top add 10%
 Electrical, wire management and accessories available, see electrical section for options
 Custom modifications, youth and standing heights available upon request.

STUDY TABLES

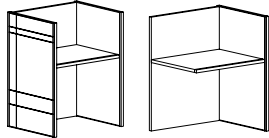


DESCRIPTION	ITEM NO	SIZE	STANDARD LIST	
Rectangular Study Table with leg base. Note: Seating on user side only, not on ends. Tables 108w and up require center leg.	Cherry			
	BRW-TBL-4836-30-LB-C	48w 36d 30h	\$11,160	
	BRW-TBL-6036-30-LB-C	60w 36d 30h	\$8,750	
	BRW-TBL-7236-30-LB-C	72w 36d 30h	\$9,016	
	BRW-TBL-4842-30-LB-C	48w 42d 30h	\$10,828	
	BRW-TBL-6042-30-LB-C	60w 42d 30h	\$9,392	
	BRW-TBL-7242-30-LB-C	72w 42d 30h	\$9,539	
	BRW-TBL-8442-30-LB-C	84w 42d 30h	\$9,767	
	BRW-TBL-9642-30-LB-C	96w 42d 30h	\$10,076	
	BRW-TBL-6048-30-LB-C	60w 48d 30h	\$10,014	
	BRW-TBL-7248-30-LB-C	72w 48d 30h	\$10,014	
	BRW-TBL-8448-30-LB-C	84w 48d 30h	\$10,257	
	BRW-TBL-9648-30-LB-C	96w 48d 30h	\$10,513	
	BRW-TBL-8454-30-LB-C	84w 54d 30h	\$10,513	
	BRW-TBL-9654-30-LB-C	96w 54d 30h	\$11,141	
	BRW-TBL-10854-30-LB-C	108w 54d 30h	\$11,141	
	BRW-TBL-12054-30-LB-C	120w 54d 30h	\$12,029	
	BRW-TBL-8460-30-LB-C	84w 60d 30h	\$10,513	
	BRW-TBL-9660-30-LB-C	96w 60d 30h	\$11,141	
	BRW-TBL-10860-30-LB-C	108w 60d 30h	\$12,029	
	BRW-TBL-12060-30-LB-C	120w 60d 30h	\$12,029	
	Maple			
	BRW-TBL-4836-30-LB-M	48w 36d 30h	\$11,160	
	BRW-TBL-6036-30-LB-M	60w 36d 30h	\$8,455	
BRW-TBL-7236-30-LB-M	72w 36d 30h	\$8,702		
BRW-TBL-4842-30-LB-M	48w 42d 30h	\$10,452		
BRW-TBL-6042-30-LB-M	60w 42d 30h	\$9,064		
BRW-TBL-7242-30-LB-M	72w 42d 30h	\$9,211		
BRW-TBL-8442-30-LB-M	84w 42d 30h	\$9,430		
BRW-TBL-9642-30-LB-M	96w 42d 30h	\$9,701		
BRW-TBL-6048-30-LB-M	60w 48d 30h	\$9,639		
BRW-TBL-7248-30-LB-M	72w 48d 30h	\$9,639		
BRW-TBL-8448-30-LB-M	84w 48d 30h	\$9,862		
BRW-TBL-9648-30-LB-M	96w 48d 30h	\$10,109		
BRW-TBL-8454-30-LB-M	84w 54d 30h	\$10,109		
BRW-TBL-9654-30-LB-M	96w 54d 30h	\$10,694		
BRW-TBL-10854-30-LB-M	108w 54d 30h	\$10,694		
BRW-TBL-12054-30-LB-M	120w 54d 30h	\$10,694		
BRW-TBL-8460-30-LB-M	84w 60d 30h	\$10,109		
BRW-TBL-9660-30-LB-M	96w 60d 30h	\$10,694		
BRW-TBL-10860-30-LB-M	108w 60d 30h	\$10,694		
BRW-TBL-12060-30-LB-M	120w 60d 30h	\$10,694		

Plastic laminate or Marmoleum® top standard, veneer top add 10%
 Electrical, wire management and accessories available, see electrical section for options
 Custom modifications, youth and standing heights available upon request.

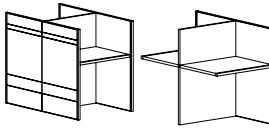
PANEL CARRELS

DESCRIPTION	ITEM NO	SIZE	STANDARD LIST
-------------	---------	------	---------------



Single Faced, One Person Study Carrel with Marmoleum or plastic laminate top, metal horizontal reveal detail.

Red Oak			
Starter	BRW-CRL-STR-3630-48-RO	36w 32d 48h	\$8,636
Adder	BRW-CRL-ADR-3530-48-RO	35w 32d 48h	\$7,471
Starter	BRW-CRL-STR-4230-48-RO	42w 32d 48h	\$8,688
Adder	BRW-CRL-ADR-4130-48-RO	41w 32d 48h	\$7,538
Starter	BRW-CRL-STR-4830-48-RO	48w 32d 48h	\$8,740
Adder	BRW-CRL-ADR-4730-48-RO	47w 32d 48h	\$7,681
Cherry			
Starter	BRW-CRL-STR-3630-48-C	36w 32d 48h	\$8,826
Adder	BRW-CRL-ADR-3530-48-C	35w 32d 48h	\$7,719
Starter	BRW-CRL-STR-4230-48-C	42w 32d 48h	\$8,878
Adder	BRW-CRL-ADR-4130-48-C	41w 32d 48h	\$7,776
Starter	BRW-CRL-STR-4830-48-C	48w 32d 48h	\$8,940
Adder	BRW-CRL-ADR-4730-48-C	47w 32d 48h	\$7,842
Maple			
Starter	BRW-CRL-STR-3630-48-M	36w 32d 48h	\$8,693
Adder	BRW-CRL-ADR-3530-48-M	35w 32d 48h	\$7,528
Starter	BRW-CRL-STR-4230-48-M	42w 32d 48h	\$8,745
Adder	BRW-CRL-ADR-4130-48-M	41w 32d 48h	\$7,614
Starter	BRW-CRL-STR-4830-48-M	48w 32d 48h	\$8,807
Adder	BRW-CRL-ADR-4730-48-M	47w 32d 48h	\$7,681

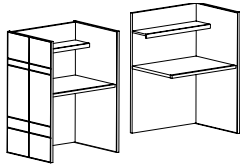


Double Faced, Two Person Study Carrel with Marmoleum or plastic laminate top, metal horizontal reveal detail.

Red Oak			
Starter	BRW-CRL-STR-3660-48-RO	36w 60d 48h	\$14,872
Adder	BRW-CRL-ADR-3560-48-RO	35w 60d 48h	\$12,490
Starter	BRW-CRL-STR-4260-48-RO	42w 60d 48h	\$14,957
Adder	BRW-CRL-ADR-4160-48-RO	41w 60d 48h	\$12,566
Starter	BRW-CRL-STR-4860-48-RO	48w 60d 48h	\$15,028
Adder	BRW-CRL-ADR-4760-48-RO	47w 60d 48h	\$12,647
Cherry			
Starter	BRW-CRL-STR-3660-48-C	36w 60d 48h	\$15,095
Adder	BRW-CRL-ADR-3560-48-C	35w 60d 48h	\$12,685
Starter	BRW-CRL-STR-4260-48-C	42w 60d 48h	\$15,185
Adder	BRW-CRL-ADR-4160-48-C	41w 60d 48h	\$12,776
Starter	BRW-CRL-STR-4860-48-C	48w 60d 48h	\$15,271
Adder	BRW-CRL-ADR-4760-48-C	47w 60d 48h	\$12,856
Maple			
Starter	BRW-CRL-STR-3660-48-M	36w 60d 48h	\$14,933
Adder	BRW-CRL-ADR-3560-48-M	35w 60d 48h	\$12,595
Starter	BRW-CRL-STR-4260-48-M	42w 60d 48h	\$15,014
Adder	BRW-CRL-ADR-4160-48-M	41w 60d 48h	\$12,657
Starter	BRW-CRL-STR-4860-48-M	48w 60d 48h	\$15,271
Adder	BRW-CRL-ADR-4760-48-M	47w 60d 48h	\$12,719

Plastic laminate or Marmoleum® top standard, veneer top add 10%
 Electrical, wire management and accessories available, see electrical section for options
 Custom modifications, youth and standing heights available upon request.

PANEL CARRELS



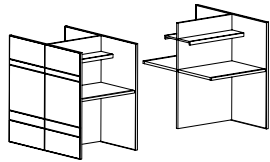
DESCRIPTION
Single Faced, One Person Study Carrel with Marmoleum or plastic laminate top, metal horizontal reveal detail. Features overhead shelf.

ITEM NO

SIZE

STANDARD LIST

Red Oak			
Starter	BRW-CRL-STR-3630-54-RO	36w 32d 54h	\$10,485
Adder	BRW-CRL-ADR-3530-54-RO	35w 32d 54h	\$9,111
Starter	BRW-CRL-STR-4230-54-RO	42w 32d 54h	\$10,499
Adder	BRW-CRL-ADR-4130-54-RO	41w 32d 54h	\$9,163
Starter	BRW-CRL-STR-4830-54-RO	48w 32d 54h	\$10,599
Adder	BRW-CRL-ADR-4730-54-RO	47w 32d 54h	\$9,292
Cherry			
Starter	BRW-CRL-STR-3630-54-C	36w 32d 54h	\$10,808
Adder	BRW-CRL-ADR-3530-54-C	35w 32d 54h	\$9,297
Starter	BRW-CRL-STR-4230-54-C	42w 32d 54h	\$10,789
Adder	BRW-CRL-ADR-4130-54-C	41w 32d 54h	\$9,320
Starter	BRW-CRL-STR-4830-54-C	48w 32d 54h	\$10,993
Adder	BRW-CRL-ADR-4730-54-C	47w 32d 54h	\$9,477
Maple			
Starter	BRW-CRL-STR-3630-54-M	36w 32d 48h	\$10,656
Adder	BRW-CRL-ADR-3530-54-M	35w 32d 48h	\$9,216
Starter	BRW-CRL-STR-4230-54-M	42w 32d 48h	\$10,680
Adder	BRW-CRL-ADR-4130-54-M	41w 32d 48h	\$9,239
Starter	BRW-CRL-STR-4830-54-M	48w 32d 48h	\$10,822
Adder	BRW-CRL-ADR-4730-54-M	47w 32d 48h	\$9,358



DESCRIPTION
Double Faced, Two Person Study Carrel with Marmoleum or plastic laminate top, metal horizontal reveal detail. Features overhead shelf.

ITEM NO

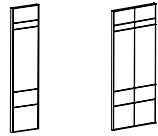
SIZE

STANDARD LIST

Red Oak			
Starter	BRW-CRL-STR-3660-54-RO	36w 60d 54h	\$16,231
Adder	BRW-CRL-ADR-3560-54-RO	35w 60d 54h	\$13,626
Starter	BRW-CRL-STR-4260-54-RO	42w 60d 54h	\$16,350
Adder	BRW-CRL-ADR-4160-54-RO	41w 60d 54h	\$13,745
Starter	BRW-CRL-STR-4860-54-RO	48w 60d 54h	\$16,469
Adder	BRW-CRL-ADR-4760-54-RO	47w 60d 54h	\$13,864
Cherry			
Starter	BRW-CRL-STR-3660-54-C	36w 60d 54h	\$16,716
Adder	BRW-CRL-ADR-3560-54-C	35w 60d 54h	\$13,912
Starter	BRW-CRL-STR-4260-54-C	42w 60d 54h	\$16,844
Adder	BRW-CRL-ADR-4160-54-C	41w 60d 54h	\$14,035
Starter	BRW-CRL-STR-4860-54-C	48w 60d 54h	\$16,977
Adder	BRW-CRL-ADR-4760-54-C	47w 60d 54h	\$14,163
Maple			
Starter	BRW-CRL-STR-3660-54-M	36w 60d 54h	\$16,402
Adder	BRW-CRL-ADR-3560-54-M	35w 60d 54h	\$13,769
Starter	BRW-CRL-STR-4260-54-M	42w 60d 54h	\$16,925
Adder	BRW-CRL-ADR-4160-54-M	41w 60d 54h	\$13,897
Starter	BRW-CRL-STR-4860-54-M	48w 60d 54h	\$16,716
Adder	BRW-CRL-ADR-4760-54-M	47w 60d 54h	\$14,021

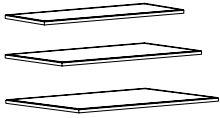
Plastic laminate or Marmoleum® top standard, veneer top add 10%
Electrical, wire management and accessories available, see electrical section for options
Custom modifications, youth and standing heights available upon request.

END PANELS



DESCRIPTION	ITEM NO	SIZE	STANDARD LIST
End Panels with metal horizontal reveal detail.			
Single Faced End Panel Up to 66" high (h)	Red Oak BRW-EP-SF-1266-RO	12w 66h 1.25th	\$2,450
Up to 90" high (h)	BRW-EP-SF-1290-RO	12w 90h 1.25th	\$2,480
Double Faced End Panel Up to 66" high (h)	BRW-EP-DF-2466-RO	24w 66h 1.25th	\$2,847
Up to 90" high (h)	BRW-EP-DF-2490-RO	24w 90h 1.25th	\$2,878
Single Faced End Panel Up to 66" high (h)	Cherry BRW-EP-SF-1266-C	12w 66h 1.25th	\$2,489
Up to 90" high (h)	BRW-EP-SF-1290-C	12w 90h 1.25th	\$2,528
Double Faced End Panel Up to 66" high (h)	BRW-EP-DF-2466-C	24w 66h 1.25th	\$2,925
Up to 90" high (h)	BRW-EP-DF-2490-C	24w 90h 1.25th	\$2,947
Single Faced End Panel Up to 66" high (h)	Maple BRW-EP-SF-1266-M	12w 66h 1.25th	\$2,450
Up to 90" high (h)	BRW-EP-SF-1290-M	12w 90h 1.25th	\$2,489
Double Faced End Panel Up to 66" high (h)	BRW-EP-DF-2466-M	24w 66h 1.25th	\$2,866
Up to 90" high (h)	BRW-EP-DF-2490-M	24w 90h 1.25th	\$2,908

TOP CAPS



Single Faced Width Top Cap Priced per foot length (l)	Red Oak BRW-TC-SF-12xx-RO	12w xdl 1.25th	\$277 per linear foot
Double Faced Width Top Cap Priced per foot length (l)	BRW-TC-DF-24xx-RO	24w xdl 1.25th	\$354 per linear foot
File Cabinet Width Top Cap Priced per foot length (l)	BRW-TC-FC-36xx-RO	36w xdl 1.25th	\$488 per linear foot
Single Faced Width Top Cap Priced per foot length (l)	Cherry BRW-TC-SF-12xx-C	12w xdl 1.25th	\$294 per linear foot
Double Faced Width Top Cap Priced per foot length (l)	BRW-TC-DF-24xx-C	24w xdl 1.25th	\$372 per linear foot
File Cabinet Width Top Cap Priced per foot length (l)	BRW-TC-FC-36xx-C	36w xdl 1.25th	\$553 per linear foot
Single Faced Width Top Cap Priced per foot length (l)	Maple BRW-TC-SF-12xx-M	12w xdl 1.25th	\$285 per linear foot
Double Faced Width Top Cap Priced per foot length (l)	BRW-TC-DF-24xx-M	24w xdl 1.25th	\$363 per linear foot
File Cabinet Width Top Cap Priced per foot length (l)	BRW-TC-FC-36xx-M	36w xdl 1.25th	\$514 per linear foot

FILLER STRIP MOULDING

Filler Strip Moulding Small—Finished filler strip	BRW-FLLR-3-3-96	8 ft. lengths	\$946 per 8 ft. length
Filler Strip Moulding Large—Finished filler strip	BRW-FLLR-6-3-96	8 ft. lengths	\$1,417 per 8 ft. length
Plastic laminate or Marmoleum® top standard, veneer top add 20%			

COUNSEL TABLES



DESCRIPTION	ITEM NO	SIZE	STANDARD LIST
Rectangular Counsel Table with wood edgeband, Marmoleum or plastic laminate inset top, and panel base with metal reveals Tables Comes with plastic laminate or wood veneer modesty panel	Counsel Tables		
	BRW-TBL-CORT-6036-30	60w 36d 30h	\$12,991
	BRW-TBL-CORT-7236-30	72w 36d 30	\$13,640
	BRW-TBL-CORT-8436-30	84w 36d 30h	\$14,322
	BRW-TBL-CORT-6042-30	60w 42d 30h	\$15,039
	BRW-TBL-CORT-7242-30	72w 42d 30h	\$15,791
BRW-TBL-CORT-8442-30	84w 42d 30h	\$16,580	

JUDGE BENCH



DESCRIPTION	ITEM NO	SIZE	STANDARD LIST
Rectangular Judge Bench with wood edgeband, Marmoleum or plastic laminate inset top, and panel base with metal reveals Bench Comes with plastic laminate or wood veneer modesty panel and top cap	Judge Bench		
	BRW-JDG-CORT-6036-42	60w 36d 42h	\$16,904
	BRW-JDG-CORT-7236-42	72w 36d 42h	\$17,750
	BRW-JDG-CORT-8436-42	84w 36d 42h	\$18,637

PODIUM



DESCRIPTION	ITEM NO	SIZE	STANDARD LIST
Podium with wood edgeband, Marmoleum or plastic laminate inset top, and panel base with metal reveals Podium Comes with plastic laminate or wood veneer modesty panel	Podium		
BRW-PDM-CORT-3624-48	36w 24d 48h	\$13,094	

WITNESS STAND



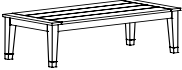
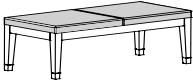

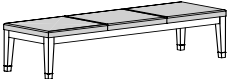


DESCRIPTION	ITEM NO	SIZE	STANDARD LIST
Witness Stand with wood edgeband, Marmoleum or plastic laminate inset top, and panel base with metal reveals Bench Comes with plastic laminate or wood veneer modesty panel	Witness Stand		
BRW-WTN-CORT-3830-33	38w 30d 33h	\$12,975	



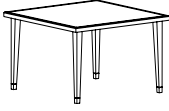
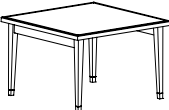
Plastic laminate or Marmoleum® top standard, veneer top add 10%
Electrical, wire management and accessories available, see electrical section for options

AGATI

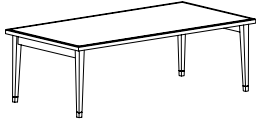
CERINO COLLECTION--SEATING

CERINO	DESCRIPTION	ITEM NO	SIZE	STANDARD LIST
	Single Seat Bench with routed leg detail, wood seat. Standard Wood is Maple. Beech Cherry and Oak Upon Request	CER-STG-1520-24	24w 22d 19h	\$1,851
	Single Seat Bench with routed leg detail, upholstered seat. Standard Wood is Maple. Beech Cherry and Oak Upon Request	CER-STG-1522-24	24w 22d 19h	\$1,709
	COM requirement: 1 yard of 54" wide plain fabric. COL requirement: 18 sq. ft.			
	Double Seat Bench with routed leg detail, wood seat. Standard Wood is Maple. Beech Cherry and Oak Upon Request	CER-STG-1520-48	48w 22d 19h	\$2,890
	Double Seat Bench with routed leg detail, upholstered seat. Standard Wood is Maple. Beech Cherry and Oak Upon Request	CER-STG-1522-48	48w 22d 19h	\$2,595
	COM requirement: 1.75 yards of 54" wide plain fabric. COL requirement: 31.5 sq. ft.			
	Triple Seat Bench with routed leg detail, wood seat. Standard Wood is Maple. Beech Cherry and Oak Upon Request	CER-STG-1520-72	72w 22d 19h	\$4,009
	Triple Seat Bench with routed leg detail, upholstered seat. Standard Wood is Maple. Beech Cherry and Oak Upon Request	CER-STG-1522-72	72w 22d 19h	\$3,481
	COM requirement: 2.5 yards of 54" wide plain fabric. COL requirement: 45 sq. ft.			
	CUSTOM OPTIONS:	ITEM NO	STANDARD LIST	
	Cal 133 Fire Barrier	OPT-UPH-133	100/yd	\$171
	Custom wood finishes and modifications upon request.			

STUDY TABLES

	DESCRIPTION	ITEM NO	SIZE	STANDARD LIST	
	Round Study Table with edgeband, 4 wood legs. Note: Table is not ADA Compliant.	Red Oak			
		CER-TBL-42-30-RO	42 Dia. 30h	\$8,274	
		CER-TBL-48-30-RO	48 Dia. 30h	\$8,922	
		Cherry			
		CER-TBL-42-30-C	42 Dia. 30h	\$8,322	
		CER-TBL-48-30-C	48 Dia. 30h	\$9,017	
		Maple			
		CER-TBL-42-30-M	42 Dia. 30h	\$8,227	
		CER-TBL-48-30-M	48 Dia. 30h	\$8,866	
	Round Study Table with edgeband, X-base. Note: Table is not ADA Compliant.	Red Oak			
		CER-TBX-48-30-RO	48 Dia. 30h	\$7,086	
		CER-TBX-54-30-RO	54 Dia. 30h	\$8,351	
		CER-TBX-60-30-RO	60 Dia. 30h	\$9,508	
		Cherry			
		CER-TBX-48-30-C	48 Dia. 30h	\$7,177	
		CER-TBX-54-30-C	54 Dia. 30h	\$8,555	
		CER-TBX-60-30-C	60 Dia. 30h	\$8,750	
		Maple			
CER-TBX-48-30-M	48 Dia. 30h	\$7,039			
CER-TBX-54-30-M	54 Dia. 30h	\$8,398			
CER-TBX-60-30-M	60 Dia. 30h	\$8,584			
	Square Study Table with edgeband, 4 wood legs.	Red Oak			
		CER-TBL-4242-30-RO	42w 42d 30h	\$8,093	
		CER-TBL-4848-30-RO	48w 48d 30h	\$6,469	
		Cherry			
		CER-TBL-4242-30-C	42w 42d 30h	\$8,214	
		CER-TBL-4848-30-C	48w 48d 30h	\$6,554	
Maple					
CER-TBL-4242-30-M	42w 42d 30h	\$8,093			
CER-TBL-4848-30-M	48w 48d 30h	\$6,526			
	Square Study Table with edgeband, stretcher base.	Red Oak			
		CER-TBL-5454-30-RO	54w 54d 30h	\$7,652	
		CER-TBL-6060-30-RO	60w 60d 30h	\$7,799	
		Cherry			
		CER-TBL-5454-30-C	54w 54d 30h	\$8,004	
		CER-TBL-6060-30-C	60w 60d 30h	\$8,203	
Maple					
CER-TBL-5454-30-M	54w 54d 30h	\$7,866			
CER-TBL-6060-30-M	60w 60d 30h	\$7,980			
Plastic laminate or Marmoleum® top standard, veneer top add 10% Electrical, wire management and accessories available, see electrical section for options Custom modifications, youth and standing heights available upon request.					

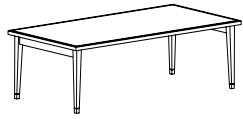
STUDY TABLES



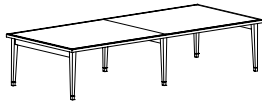
DESCRIPTION	ITEM NO	SIZE	STANDARD LIST
Rectangular Study Table with edgeband, wood legs.	Red Oak		
	CER-TBL-4836-30-RO	48w 36d 30h	\$5,974
	CER-TBL-6036-30-RO	60w 36d 30h	\$7,296
	CER-TBL-7236-30-RO	72w 36d 30h	\$7,405
	CER-TBL-6042-30-RO	60w 42d 30h	\$7,785
	CER-TBL-7242-30-RO	72w 42d 30h	\$7,837
	CER-TBL-8442-30-RO	84w 42d 30h	\$8,327
	CER-TBL-9642-30-RO	96w 42d 30h	\$8,503
	CER-TBL-6048-30-RO	60w 48d 30h	\$8,070
	CER-TBL-7248-30-RO	72w 48d 30h	\$8,303
	CER-TBL-8448-30-RO	84w 48d 30h	\$8,522
	CER-TBL-9648-30-RO	96w 48d 30h	\$9,111
	CER-TBL-10848-30-RO	108w 48d 30h	\$9,320
	CER-TBL-8454-30-RO	84w 54d 30h	\$8,612
	CER-TBL-9654-30-RO	96w 54d 30h	\$9,111
	CER-TBL-10854-30-RO	108w 54d 30h	\$9,401
	CER-TBL-12054-30-RO	120w 54d 30h	\$9,900
	CER-TBL-8460-30-RO	84w 60d 30h	\$8,950
	CER-TBL-9660-30-RO	96w 60d 30h	\$11,143
	CER-TBL-10860-30-RO	108w 60d 30h	\$9,739
	CER-TBL-12060-30-RO	120w 60d 30h	\$9,967
	Cherry		
	CER-TBL-4836-30-C	48w 36d 30h	\$6,079
	CER-TBL-6036-30-C	60w 36d 30h	\$7,543
	CER-TBL-7236-30-C	72w 36d 30h	\$7,690
	CER-TBL-4842-30-C	48w 42d 30h	\$8,061
	CER-TBL-6042-30-C	60w 42d 30h	\$8,061
	CER-TBL-7242-30-C	72w 42d 30h	\$8,165
CER-TBL-8442-30-C	84w 42d 30h	\$8,655	
CER-TBL-9642-30-C	96w 42d 30h	\$8,855	
CER-TBL-6048-30-C	60w 48d 30h	\$8,393	
CER-TBL-7248-30-C	72w 48d 30h	\$8,698	
CER-TBL-8448-30-C	84w 48d 30h	\$8,969	
CER-TBL-9648-30-C	96w 48d 30h	\$9,591	
CER-TBL-10848-30-C	108w 48d 30h	\$9,848	
CER-TBL-8454-30-C	84w 54d 30h	\$9,073	
CER-TBL-9654-30-C	96w 54d 30h	\$9,624	
CER-TBL-10854-30-C	108w 54d 30h	\$9,952	
CER-TBL-12054-30-C	120w 54d 30h	\$10,504	
CER-TBL-8460-30-C	84w 60d 30h	\$9,434	
CER-TBL-9660-30-C	96w 60d 30h	\$9,682	
CER-TBL-10860-30-C	108w 60d 30h	\$10,318	
CER-TBL-12060-30-C	120w 60d 30h	\$10,580	

Plastic laminate or Marmoleum® top standard, veneer top add 10%
 Electrical, wire management and accessories available, see electrical section for options
 Custom modifications, youth and standing heights available upon request.

STUDY TABLES




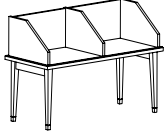
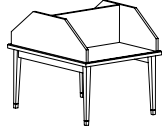
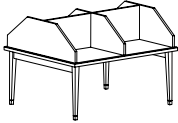
DESCRIPTION	ITEM NO	SIZE	STANDARD LIST
Rectangular Study Table with edgeband, wood legs.	Maple		
	CER-TBL-4836-30-M	48w 36d 30h	\$6,050
	CER-TBL-6036-30-M	60w 36d 30h	\$7,448
	CER-TBL-7236-30-M	72w 36d 30h	\$7,581
	CER-TBL-4842-30-M	48w 42d 30h	\$7,951
	CER-TBL-6042-30-M	60w 42d 30h	\$7,951
	CER-TBL-7242-30-M	72w 42d 30h	\$8,018
	CER-TBL-8442-30-M	84w 42d 30h	\$8,522
	CER-TBL-9642-30-M	96w 42d 30h	\$8,721
	CER-TBL-6048-30-M	60w 48d 30h	\$8,298
	CER-TBL-7248-30-M	72w 48d 30h	\$8,546
	CER-TBL-8448-30-M	84w 48d 30h	\$8,793
	CER-TBL-9648-30-M	96w 48d 30h	\$9,401
	CER-TBL-10848-30-M	108w 48d 30h	\$9,643
	CER-TBL-8454-30-M	84w 54d 30h	\$8,897
	CER-TBL-9654-30-M	96w 54d 30h	\$9,425
	CER-TBL-10854-30-M	108w 54d 30h	\$9,739
	CER-TBL-12054-30-M	120w 54d 30h	\$10,266
	CER-TBL-8460-30-M	84w 60d 30h	\$9,239
	CER-TBL-9660-30-M	96w 60d 30h	\$9,477
CER-TBL-10860-30-M	108w 60d 30h	\$10,090	
CER-TBL-12060-30-M	120w 60d 30h	\$10,347	



DESCRIPTION	ITEM NO	SIZE	STANDARD LIST
Rectangular Study Table with edgeband, 6 wood legs.	Red Oak		
	CER-TBL-13254-30-RO	132w 54d 30h	\$10,416
	CER-TBL-14454-30-RO	144w 54d 30h	\$10,571
	CER-TBL-13260-30-RO	132w 60d 30h	\$10,751
	CER-TBL-14460-30-RO	144w 60d 30h	\$10,817
	Cherry		
	CER-TBL-13254-30-C	132w 54d 30h	\$10,951
	CER-TBL-14454-30-C	144w 54d 30h	\$11,141
	CER-TBL-13260-30-C	132w 60d 30h	\$11,312
	CER-TBL-14460-30-C	144w 60d 30h	\$11,362
	Maple		
	CER-TBL-13254-30-M	132w 54d 30h	\$10,661
	CER-TBL-14454-30-M	144w 54d 30h	\$10,931
	CER-TBL-13260-30-M	132w 60d 30h	\$11,006
	CER-TBL-14460-30-M	144w 60d 30h	\$11,081


Plastic laminate or Marmoleum® top standard, veneer top add 10%
 Electrical, wire management and accessories available, see electrical section for options
 Custom modifications, youth and standing heights available upon request.

TABLE CARRELS

	DESCRIPTION	ITEM NO	SIZE	STANDARD LIST	
	One Person Table Carrel with Marmoleum or plastic laminate top, wood edge, surround.	Red Oak			
		CER-TBL-CRL-3632-45-RO	36w 32d 45h	\$8,303	
		CER-TBL-CRL-4232-45-RO	42w 32d 45h	\$8,355	
		CER-TBL-CRL-4832-45-RO	48w 32d 45h	\$8,408	
		CER-TBL-CRL-5432-45-RO	54w 32d 45h	\$10,733	
		Cherry			
		CER-TBL-CRL-3632-45-C	36w 32d 45h	\$8,612	
		CER-TBL-CRL-4232-45-C	42w 32d 45h	\$8,679	
		CER-TBL-CRL-4832-45-C	48w 32d 45h	\$8,745	
		CER-TBL-CRL-5432-45-C	54w 32d 45h	\$11,096	
		Maple			
		CER-TBL-CRL-3632-45-M	36w 32d 45h	\$8,413	
		CER-TBL-CRL-4232-45-M	42w 32d 45h	\$8,474	
CER-TBL-CRL-4832-45-M	48w 32d 45h	\$8,531			
CER-TBL-CRL-5432-45-M	54w 32d 45h	\$11,096			
	Two Person, Single Faced Table Carrel Marmoleum or plastic laminate top, wood edge, surround.	Red Oak			
		CER-TBL-CRL-7232-45-RO	72w 32d 45h	\$10,114	
		CER-TBL-CRL-8432-45-RO	84w 32d 45h	\$10,247	
		CER-TBL-CRL-9632-45-RO	96w 32d 45h	\$10,375	
		CER-TBL-CRL-10832-45-RO	108w 32d 45h	\$15,615	
		Cherry			
		CER-TBL-CRL-7232-45-C	72w 32d 45h	\$10,504	
		CER-TBL-CRL-8432-45-C	84w 32d 45h	\$10,656	
		CER-TBL-CRL-9632-45-C	96w 32d 45h	\$10,817	
		CER-TBL-CRL-10832-45-C	108w 32d 45h	\$16,086	
		Maple			
		CER-TBL-CRL-7232-45-M	72w 32d 45h	\$10,276	
		CER-TBL-CRL-8432-45-M	84w 32d 45h	\$10,413	
CER-TBL-CRL-9632-45-M	96w 32d 45h	\$10,561			
CER-TBL-CRL-10832-45-M	108w 32d 45h	\$15,810			
	Two Person, Double Faced Table Carrel Marmoleum or plastic laminate top, wood edge, surround.	Red Oak			
		CER-TBL-CRL-3660-45-RO	36w 60d 45h	\$9,287	
		CER-TBL-CRL-4260-45-RO	42w 60d 45h	\$9,453	
		CER-TBL-CRL-4860-45-RO	48w 60d 45h	\$9,639	
		CER-TBL-CRL-5460-45-RO	54w 60d 45h	\$12,058	
		Cherry			
		CER-TBL-CRL-3660-45-C	36w 60d 45h	\$9,705	
		CER-TBL-CRL-4260-45-C	42w 60d 45h	\$9,895	
		CER-TBL-CRL-4860-45-C	48w 60d 45h	\$10,105	
		CER-TBL-CRL-5460-45-C	54w 60d 45h	\$12,058	
		Maple			
		CER-TBL-CRL-3660-45-M	36w 60d 45h	\$9,506	
		CER-TBL-CRL-4260-45-M	42w 60d 45h	\$9,686	
CER-TBL-CRL-4860-45-M	48w 60d 45h	\$9,886			
CER-TBL-CRL-5460-45-M	54w 60d 45h	\$12,058			
	Four Person, Double Faced Table Carrel Marmoleum or plastic laminate top, wood edge, surround.	Red Oak			
		CER-TBL-CRL-7260-45-RO	72w 60d 45h	\$12,381	
		CER-TBL-CRL-8460-45-RO	84w 60d 45h	\$12,619	
		CER-TBL-CRL-9660-45-RO	96w 60d 45h	\$12,890	
		CER-TBL-CRL-10860-45-RO	108w 60d 45h	\$18,316	
		Cherry			
		CER-TBL-CRL-7260-45-C	72w 60d 45h	\$13,004	
		CER-TBL-CRL-8460-45-C	84w 60d 45h	\$13,284	
		CER-TBL-CRL-9660-45-C	96w 60d 45h	\$13,584	
		CER-TBL-CRL-10860-45-C	108w 60d 45h	\$19,063	
		Maple			
		CER-TBL-CRL-7260-45-M	72w 60d 45h	\$12,685	
		CER-TBL-CRL-8460-45-M	84w 60d 45h	\$12,947	
CER-TBL-CRL-9660-45-M	96w 60d 45h	\$13,218			
CER-TBL-CRL-10860-45-M	108w 60d 45h	\$18,670			
Plastic laminate or Marmoleum® top standard, veneer top add 10% Electrical, wire management and accessories available, see electrical section for options Custom modifications, youth and standing heights available upon request.					

OCCASIONAL TABLES

DESCRIPTION	ITEM NO	SIZE	STANDARD LIST
-------------	---------	------	---------------



Round Occasional Table

Red Oak

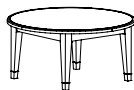
CER-TBL-OCC-24-18-RO	24 Dia. 18h	\$3,862
CER-TBL-OCC-30-18-RO	30 Dia. 18h	\$4,532
CER-TBL-OCC-36-18-RO	36 Dia. 18h	\$5,372
CER-TBL-OCC-24-21-RO	24 Dia. 21h	\$4,060
CER-TBL-OCC-30-21-RO	30 Dia. 21h	\$4,759
CER-TBL-OCC-36-21-RO	36 Dia. 21h	\$5,633

Cherry

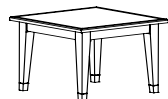
CER-TBL-OCC-24-18-C	24 Dia. 18h	\$4,015
CER-TBL-OCC-30-18-C	30 Dia. 18h	\$4,713
CER-TBL-OCC-36-18-C	36 Dia. 18h	\$5,611
CER-TBL-OCC-24-21-C	24 Dia. 21h	\$4,225
CER-TBL-OCC-30-21-C	30 Dia. 21h	\$4,952
CER-TBL-OCC-36-21-C	36 Dia. 21h	\$5,883

Maple

CER-TBL-OCC-24-18-M	24 Dia. 18h	\$4,009
CER-TBL-OCC-30-18-M	30 Dia. 18h	\$4,713
CER-TBL-OCC-36-18-M	36 Dia. 18h	\$5,576
CER-TBL-OCC-24-21-M	24 Dia. 21h	\$4,214
CER-TBL-OCC-30-21-M	30 Dia. 21h	\$4,952
CER-TBL-OCC-36-21-M	36 Dia. 21h	\$5,855



Square Occasional Table



Red Oak

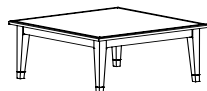
CER-TBL-OCC-2424-18-RO	24w 24d 18h	\$2,817
CER-TBL-OCC-3030-18-RO	30w 30d 18h	\$3,197
CER-TBL-OCC-3636-18-RO	36w 36d 18h	\$3,759
CER-TBL-OCC-2424-21-RO	24w 24d 21h	\$2,959
CER-TBL-OCC-3030-21-RO	30w 30d 21h	\$3,367
CER-TBL-OCC-3636-21-RO	36w 36d 21h	\$3,952

Cherry

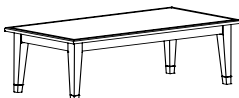
CER-TBL-OCC-2424-18-C	24w 24d 18h	\$2,959
CER-TBL-OCC-3030-18-C	30w 30d 18h	\$3,350
CER-TBL-OCC-3636-18-C	36w 36d 18h	\$3,964
CER-TBL-OCC-2424-21-C	24w 24d 21h	\$3,106
CER-TBL-OCC-3030-21-C	30w 30d 21h	\$3,521
CER-TBL-OCC-3636-21-C	36w 36d 21h	\$4,162

Maple

CER-TBL-OCC-2424-18-M	24w 24d 18h	\$2,970
CER-TBL-OCC-3030-18-M	30w 30d 18h	\$3,379
CER-TBL-OCC-3636-18-M	36w 36d 18h	\$3,975
CER-TBL-OCC-2424-21-M	24w 24d 21h	\$3,123
CER-TBL-OCC-3030-21-M	30w 30d 21h	\$3,538
CER-TBL-OCC-3636-21-M	36w 36d 21h	\$4,162



Rectangular Occasional Table



Red Oak

CER-TBL-OCC-3024-18-RO	30w 24d 18h	\$3,197
CER-TBL-OCC-3624-18-RO	36w 24d 18h	\$3,379
CER-TBL-OCC-4824-18-RO	48w 24d 18h	\$3,691
CER-TBL-OCC-3024-21-RO	30w 24d 21h	\$3,367
CER-TBL-OCC-3624-21-RO	36w 24d 21h	\$3,538
CER-TBL-OCC-4824-21-RO	48w 24d 21h	\$3,879

Cherry

CER-TBL-OCC-3024-18-C	30w 24d 18h	\$3,402
CER-TBL-OCC-3624-18-C	36w 24d 18h	\$3,583
CER-TBL-OCC-4824-18-C	48w 24d 18h	\$3,907
CER-TBL-OCC-3024-21-C	30w 24d 21h	\$3,572
CER-TBL-OCC-3624-21-C	36w 24d 21h	\$3,754
CER-TBL-OCC-4824-21-C	48w 24d 21h	\$4,111

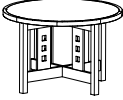
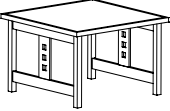
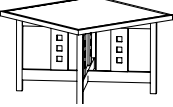
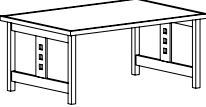
Maple

CER-TBL-OCC-3024-18-M	30w 24d 18h	\$3,413
CER-TBL-OCC-3624-18-M	36w 24d 18h	\$3,600
CER-TBL-OCC-4824-18-M	48w 24d 18h	\$3,918
CER-TBL-OCC-3024-21-M	30w 24d 21h	\$3,589
CER-TBL-OCC-3624-21-M	36w 24d 21h	\$3,771
CER-TBL-OCC-4824-21-M	48w 24d 21h	\$4,117

Veneer top standard, plastic laminate or Marmoleum® add 15%.

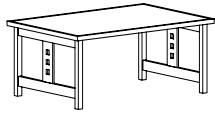
Custom modifications upon request.

STUDY TABLES

	DESCRIPTION	ITEM NO	SIZE	STANDARD LIST	
	Round Study Table with edgeband, 4 wood legs. X-base with 3 square detail. Note: Table is not ADA compliant.	Red Oak			
		CHR-TBX-48-30-RO	48 Dia. 30h	\$9,292	
		CHR-TBX-54-30-RO	54 Dia. 30h	\$10,656	
		CHR-TBX-60-30-RO	60 Dia. 30h	\$11,450	
		Cherry			
		CHR-TBX-48-30-C	48 Dia. 30h	\$9,591	
		CHR-TBX-54-30-C	54 Dia. 30h	\$11,754	
		CHR-TBX-60-30-C	60 Dia. 30h	\$12,110	
		Maple			
		CHR-TBX-48-30-M	48 Dia. 30h	\$9,349	
		CHR-TBX-54-30-M	54 Dia. 30h	\$10,879	
		CHR-TBX-60-30-M	60 Dia. 30h	\$11,521	
	Square Study Table with edgeband, 4 wood legs. Stretcher base with 3 square detail.	Red Oak			
		CHR-TBL-4848-30-RO	48w 48d 30h	\$8,308	
		CHR-TBL-5454-30-RO	54w 54d 30h	\$10,024	
		CHR-TBL-6060-30-RO	60w 60d 30h	\$10,485	
		Cherry			
		CHR-TBL-4848-30-C	48w 48d 30h	\$8,717	
		CHR-TBL-5454-30-C	54w 54d 30h	\$10,784	
		CHR-TBL-6060-30-C	60w 60d 30h	\$11,046	
		Maple			
		CHR-TBX-4848-30-M	48w 48d 30h	\$8,584	
		CHR-TBX-5454-30-M	54w 54d 30h	\$10,371	
		CHR-TBX-6060-30-M	60w 60d 30h	\$10,599	
	Square Study Table with X-Base with 3 square detail. Note: Table is not ADA compliant.	Red Oak			
		CHR-TBX-4848-30-RO	48w 48d 30h	\$8,550	
		CHR-TBX-5454-30-RO	54w 54d 30h	\$10,271	
		CHR-TBX-6060-30-RO	60w 60d 30h	\$10,547	
		Cherry			
		CHR-TBX-4848-30-C	48w 48d 30h	\$8,797	
		CHR-TBX-5454-30-C	54w 54d 30h	\$10,860	
		CHR-TBX-6060-30-C	60w 60d 30h	\$11,088	
		Maple			
		CHR-TBX-4848-30-M	48w 48d 30h	\$8,584	
		CHR-TBX-5454-30-M	54w 54d 30h	\$10,371	
		CHR-TBX-6060-30-M	60w 60d 30h	\$10,599	
	Rectangular Study Table with edgeband, 4 wood legs, splat with 3 square detail.	Red Oak			
		CHR-TBL-4836-30-RO	48w 36d 30h	\$7,733	
		CHR-TBL-6036-30-RO	60w 36d 30h	\$8,132	
		CHR-TBL-7236-30-RO	72w 36d 30h	\$8,322	
		CHR-TBL-4842-30-RO	48w 42d 30h	\$8,308	
		CHR-TBL-6042-30-RO	60w 42d 30h	\$8,769	
		CHR-TBL-7242-30-RO	72w 42d 30h	\$8,940	
		CHR-TBL-8442-30-RO	84w 42d 30h	\$9,316	
		CHR-TBL-9642-30-RO	96w 42d 30h	\$9,748	
		CHR-TBL-6048-30-RO	60w 48d 30h	\$8,717	
		CHR-TBL-7248-30-RO	72w 48d 30h	\$9,449	
		CHR-TBL-8448-30-RO	84w 48d 30h	\$9,686	
		CHR-TBL-9648-30-RO	96w 48d 30h	\$10,432	
		CHR-TBL-10848-30-RO	108w 48d 30h	\$10,561	
		CHR-TBL-8454-30-RO	84w 54d 30h	\$10,328	
		CHR-TBL-9654-30-RO	96w 54d 30h	\$10,537	
		CHR-TBL-10854-30-RO	108w 54d 30h	\$10,860	
		CHR-TBL-12054-30-RO	120w 54d 30h	\$11,663	
		CHR-TBL-8460-30-RO	84w 60d 30h	\$10,770	
		CHR-TBL-9660-30-RO	96w 60d 30h	\$10,979	
		CHR-TBL-10860-30-RO	108w 60d 30h	\$11,606	
		CHR-TBL-12060-30-RO	120w 60d 30h	\$11,816	

Plastic laminate or Marmoleum® top standard, veneer top add 10%
 Electrical, wire management and accessories available, see electrical section for options
 Custom modifications, youth and standing heights available upon request.

STUDY TABLES



DESCRIPTION	ITEM NO	SIZE	STANDARD LIST	
Rectangular Study Table with edgeband, 4 wood legs, splat with 3 square detail.	Cherry			
	CHR-TBL-4836-30-C	48w 36d 30h	\$8,061	
	CHR-TBL-6036-30-C	60w 36d 30h	\$8,484	
	CHR-TBL-7236-30-C	72w 36d 30h	\$8,622	
	CHR-TBL-4842-30-C	48w 42d 30h	\$9,121	
	CHR-TBL-6042-30-C	60w 42d 30h	\$9,121	
	CHR-TBL-7242-30-C	72w 42d 30h	\$9,368	
	CHR-TBL-8442-30-C	84w 42d 30h	\$9,739	
	CHR-TBL-9642-30-C	96w 42d 30h	\$10,166	
	CHR-TBL-6048-30-C	60w 48d 30h	\$9,054	
	CHR-TBL-7248-30-C	72w 48d 30h	\$9,938	
	CHR-TBL-8448-30-C	84w 48d 30h	\$10,219	
	CHR-TBL-9648-30-C	96w 48d 30h	\$11,022	
	CHR-TBL-10848-30-C	108w 48d 30h	\$11,155	
	CHR-TBL-8454-30-C	84w 54d 30h	\$11,098	
	CHR-TBL-9654-30-C	96w 54d 30h	\$11,335	
	CHR-TBL-10854-30-C	108w 54d 30h	\$11,701	
	CHR-TBL-12054-30-C	120w 54d 30h	\$12,552	
	CHR-TBL-8460-30-C	84w 60d 30h	\$11,659	
	CHR-TBL-9660-30-C	96w 60d 30h	\$11,920	
	CHR-TBL-10860-30-C	108w 60d 30h	\$12,581	
	CHR-TBL-12060-30-C	120w 60d 30h	\$12,837	
	Rectangular Study Table with edgeband, wood legs, 6 Leg Base	Maple		
		CHR-TBL-4836-30-M	48w 36d 30h	\$7,804
		CHR-TBL-6036-30-M	60w 36d 30h	\$8,218
		CHR-TBL-7236-30-M	72w 36d 30h	\$8,360
		CHR-TBL-4842-30-M	48w 42d 30h	\$8,845
		CHR-TBL-6042-30-M	60w 42d 30h	\$8,845
CHR-TBL-7242-30-M		72w 42d 30h	\$9,035	
CHR-TBL-8442-30-M		84w 42d 30h	\$9,439	
CHR-TBL-9642-30-M		96w 42d 30h	\$9,853	
CHR-TBL-6048-30-M		60w 48d 30h	\$8,931	
CHR-TBL-7248-30-M		72w 48d 30h	\$9,596	
CHR-TBL-8448-30-M		84w 48d 30h	\$9,867	
CHR-TBL-9648-30-M		96w 48d 30h	\$10,642	
CHR-TBL-10848-30-M		108w 48d 30h	\$10,775	
CHR-TBL-8454-30-M		84w 54d 30h	\$10,722	
CHR-TBL-9654-30-M		96w 54d 30h	\$10,946	
CHR-TBL-10854-30-M		108w 54d 30h	\$11,297	
CHR-TBL-12054-30-M		120w 54d 30h	\$12,134	
CHR-TBL-8460-30-M		84w 60d 30h	\$11,217	
CHR-TBL-9660-30-M		96w 60d 30h	\$11,450	
CHR-TBL-10860-30-M		108w 60d 30h	\$12,096	
CHR-TBL-12060-30-M		120w 60d 30h	\$12,334	
Rectangular Study Table with edgeband, wood legs, 6 Leg Base		Red Oak		
		CHR-TBL-13254-30-RO	132w 54d 30h	\$15,456
		CHR-TBL-14454-30-RO	144w 54d 30h	\$16,046
		CHR-TBL-13260-30-RO	132w 60d 30h	\$15,456
		CHR-TBL-14460-30-RO	144w 60d 30h	\$16,112
		Cherry		
	CHR-TBL-13254-30-C	132w 54d 30h	\$16,602	
	CHR-TBL-14454-30-C	144w 54d 30h	\$17,443	
	CHR-TBL-13260-30-C	132w 54d 30h	\$16,602	
	CHR-TBL-14460-30-C	144w 54d 30h	\$17,443	
	Maple			
	CHR-TBL-13254-30-M	132w 54d 30h	\$16,046	
	CHR-TBL-14454-30-M	144w 54d 30h	\$16,782	
	CHR-TBL-13260-30-M	132w 60d 30h	\$16,046	
	CHR-TBL-14460-30-M	144w 560d 30h	\$16,782	

Plastic laminate or Marmoleum® top standard, veneer top add 10%
 Electrical, wire management and accessories available, see electrical section for options
 Custom modifications, youth and standing heights available upon request.

AGATI

CHARLES II COLLECTION--TABLES

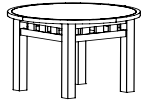
OCCASIONAL TABLES

DESCRIPTION

ITEM NO

SIZE

STANDARD LIST



Round Occasional Table

Red Oak

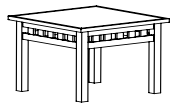
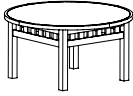
CHR-II-TBL-OCC-24-18-RO	24 Dia. 18h	\$3,992
CHR-II-TBL-OCC-30-18-RO	30 Dia. 18h	\$4,679
CHR-II-TBL-OCC-36-18-RO	36 Dia. 18h	\$5,542
CHR-II-TBL-OCC-24-21-RO	24 Dia. 21h	\$4,197
CHR-II-TBL-OCC-30-21-RO	30 Dia. 21h	\$4,912
CHR-II-TBL-OCC-36-21-RO	36 Dia. 21h	\$5,815

Cherry

CHR-II-TBL-OCC-24-18-C	24 Dia. 18h	\$4,231
CHR-II-TBL-OCC-30-18-C	30 Dia. 18h	\$4,969
CHR-II-TBL-OCC-36-18-C	36 Dia. 18h	\$5,855
CHR-II-TBL-OCC-24-21-C	24 Dia. 21h	\$4,441
CHR-II-TBL-OCC-30-21-C	30 Dia. 21h	\$5,224
CHR-II-TBL-OCC-36-21-C	36 Dia. 21h	\$6,139

Maple

CHR-II-TBL-OCC-24-18-M	24 Dia. 18h	\$4,248
CHR-II-TBL-OCC-30-18-M	30 Dia. 18h	\$4,969
CHR-II-TBL-OCC-36-18-M	36 Dia. 18h	\$5,855
CHR-II-TBL-OCC-24-21-M	24 Dia. 21h	\$4,463
CHR-II-TBL-OCC-30-21-M	30 Dia. 21h	\$5,213
CHR-II-TBL-OCC-36-21-M	36 Dia. 21h	\$6,156



Square Occasional Table

Red Oak

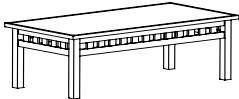
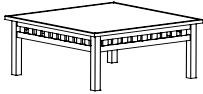
CHR-II-TBL-OCC-2424-18-RO	24w 24d 18h	\$2,959
CHR-II-TBL-OCC-3030-18-RO	30w 30d 18h	\$3,350
CHR-II-TBL-OCC-3636-18-RO	36w 36d 18h	\$3,941
CHR-II-TBL-OCC-2424-21-RO	24w 24d 21h	\$3,112
CHR-II-TBL-OCC-3030-21-RO	30w 30d 21h	\$3,515
CHR-II-TBL-OCC-3636-21-RO	36w 36d 21h	\$4,128

Cherry

CHR-II-TBL-OCC-2424-18-C	24w 24d 18h	\$3,163
CHR-II-TBL-OCC-3030-18-C	30w 30d 18h	\$3,612
CHR-II-TBL-OCC-3636-18-C	36w 36d 18h	\$4,225
CHR-II-TBL-OCC-2424-21-C	24w 24d 21h	\$3,333
CHR-II-TBL-OCC-3030-21-C	30w 30d 21h	\$3,782
CHR-II-TBL-OCC-3636-21-C	36w 36d 21h	\$4,429

Maple

CHR-II-TBL-OCC-2424-18-M	24w 24d 18h	\$3,203
CHR-II-TBL-OCC-3030-18-M	30w 30d 18h	\$3,623
CHR-II-TBL-OCC-3636-18-M	36w 36d 18h	\$4,248
CHR-II-TBL-OCC-2424-21-M	24w 24d 21h	\$3,373
CHR-II-TBL-OCC-3030-21-M	30w 30d 21h	\$3,816
CHR-II-TBL-OCC-3636-21-M	36w 36d 21h	\$4,463



Rectangular Occasional Table

Red Oak

CHR-II-TBL-OCC-3024-18-RO	30w 24d 18h	\$3,333
CHR-II-TBL-OCC-3624-18-RO	36w 24d 18h	\$3,515
CHR-II-TBL-OCC-4824-18-RO	48w 24d 18h	\$3,839
CHR-II-TBL-OCC-3024-21-RO	30w 24d 21h	\$3,498
CHR-II-TBL-OCC-3624-21-RO	36w 24d 21h	\$3,685
CHR-II-TBL-OCC-4824-21-RO	48w 24d 21h	\$4,021

Cherry

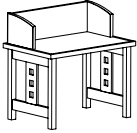
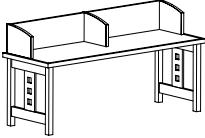
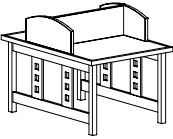
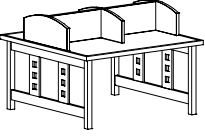
CHR-II-TBL-OCC-3024-18-C	30w 24d 18h	\$3,640
CHR-II-TBL-OCC-3624-18-C	36w 24d 18h	\$3,776
CHR-II-TBL-OCC-4824-18-C	48w 24d 18h	\$4,151
CHR-II-TBL-OCC-3024-21-C	30w 24d 21h	\$3,827
CHR-II-TBL-OCC-3624-21-C	36w 24d 21h	\$3,975
CHR-II-TBL-OCC-4824-21-C	48w 24d 21h	\$4,356

Maple

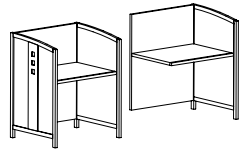
CHR-II-TBL-OCC-3024-18-M	30w 24d 18h	\$3,691
CHR-II-TBL-OCC-3624-18-M	36w 24d 18h	\$3,879
CHR-II-TBL-OCC-4824-18-M	48w 24d 18h	\$4,191
CHR-II-TBL-OCC-3024-21-M	30w 24d 21h	\$3,879
CHR-II-TBL-OCC-3624-21-M	36w 24d 21h	\$4,083
CHR-II-TBL-OCC-4824-21-M	48w 24d 21h	\$4,407

Veneer top standard, plastic laminate or Marmoleum® add 15%.
Custom modifications upon request.

TABLE CARRELS

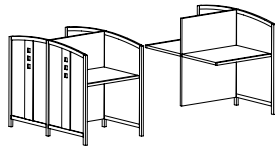
	DESCRIPTION	ITEM NO	SIZE	STANDARD LIST	
	One Person Table Carrel with Marmoleum or plastic laminate top, wood edge, surround.	Red Oak			
		CHR-TBL-CRL-3632-42-RO	36w 32d 42h	\$8,584	
		CHR-TBL-CRL-4232-42-RO	42w 32d 42h	\$8,655	
		CHR-TBL-CRL-4832-42-RO	48w 32d 42h	\$8,859	
		Cherry			
		CHR-TBL-CRL-3632-42-C	36w 32d 42h	\$9,007	
		CHR-TBL-CRL-4232-42-C	42w 32d 42h	\$9,097	
		CHR-TBL-CRL-4832-42-C	48w 32d 42h	\$9,316	
		Maple			
CHR-TBL-CRL-3632-42-M	36w 32d 42h	\$8,740			
CHR-TBL-CRL-4232-42-M	42w 32d 42h	\$8,826			
CHR-TBL-CRL-4832-42-M	48w 32d 42h	\$9,030			
	Two Person, Single Faced Table Carrel Marmoleum or plastic laminate top, wood edge, surround.	Red Oak			
		CHR-TBL-CRL-7232-42-RO	72w 32d 42h	\$11,084	
		CHR-TBL-CRL-8432-42-RO	84w 32d 42h	\$11,364	
		CHR-TBL-CRL-9632-42-RO	96w 32d 42h	\$11,502	
		Cherry			
		CHR-TBL-CRL-7232-42-C	72w 32d 42h	\$11,663	
		CHR-TBL-CRL-8432-42-C	84w 32d 42h	\$11,972	
		CHR-TBL-CRL-9632-42-C	96w 32d 42h	\$12,134	
		Maple			
CHR-TBL-CRL-7232-42-M	72w 32d 42h	\$11,293			
CHR-TBL-CRL-8432-42-M	84w 32d 42h	\$11,587			
CHR-TBL-CRL-9632-42-M	96w 32d 42h	\$11,744			
	Two Person, Double Faced Table Carrel Marmoleum or plastic laminate top, wood edge, surround.	Red Oak			
		CHR-TBL-CRL-3660-42-RO	36w 60d 42h	\$9,910	
		CHR-TBL-CRL-4260-42-RO	42w 60d 42h	\$10,090	
		CHR-TBL-CRL-4860-42-RO	48w 60d 42h	\$10,200	
		Cherry			
		CHR-TBL-CRL-3660-42-C	36w 60d 42h	\$10,613	
		CHR-TBL-CRL-4260-42-C	42w 60d 42h	\$10,808	
		CHR-TBL-CRL-4860-42-C	48w 60d 42h	\$10,941	
		Maple			
CHR-TBL-CRL-3660-42-M	36w 60d 42h	\$10,233			
CHR-TBL-CRL-4260-42-M	42w 60d 42h	\$10,428			
CHR-TBL-CRL-4860-42-M	48w 60d 42h	\$10,551			
	Four Person, Double Faced Table Carrel Marmoleum or plastic laminate top, wood edge, surround.	Red Oak			
		CHR-TBL-CRL-7260-42-RO	72w 60d 42h	\$13,374	
		CHR-TBL-CRL-8460-42-RO	84w 60d 42h	\$13,612	
		CHR-TBL-CRL-9660-42-RO	96w 60d 42h	\$13,835	
		Cherry			
		CHR-TBL-CRL-7260-42-C	72w 60d 42h	\$14,277	
		CHR-TBL-CRL-8460-42-C	84w 60d 42h	\$14,558	
		CHR-TBL-CRL-9660-42-C	96w 60d 42h	\$14,829	
		Maple			
CHR-TBL-CRL-7260-42-M	72w 60d 42h	\$13,774			
CHR-TBL-CRL-8460-42-M	84w 60d 42h	\$14,045			
CHR-TBL-CRL-9660-42-M	96w 60d 42h	\$14,296			
Plastic laminate or Marmoleum® top standard, veneer top add 10% Electrical, wire management and accessories available, see electrical section for options Custom modifications, youth and standing heights available upon request.					

PANEL CARRELS



DESCRIPTION
Single Faced, One Person Study Carrel
with plastic laminate top.

ITEM NO	SIZE	STANDARD LIST
Red Oak		
Starter CHR-CRL-STR-3630-48-RO	36w 31d 48h	\$8,237
Adder CHR-CRL-ADR-3530-48-RO	35w 31d 48h	\$7,319
Starter CHR-CRL-STR-4230-48-RO	42w 31d 48h	\$8,322
Adder CHR-CRL-ADR-4130-48-RO	41w 31d 48h	\$7,386
Starter CHR-CRL-STR-4830-48-RO	48w 31d 48h	\$8,417
Adder CHR-CRL-ADR-4730-48-RO	47w 31d 48h	\$7,500
Cherry		
Starter CHR-CRL-STR-3630-48-C	36w 31d 48h	\$8,679
Adder CHR-CRL-ADR-3530-48-C	35w 31d 48h	\$7,733
Starter CHR-CRL-STR-4230-48-C	42w 31d 48h	\$8,826
Adder CHR-CRL-ADR-4130-48-C	41w 31d 48h	\$7,785
Starter CHR-CRL-STR-4830-48-C	48w 31d 48h	\$8,940
Adder CHR-CRL-ADR-4730-48-C	47w 31d 48h	\$7,842
Maple		
Starter CHR-CRL-STR-3630-48-M	36w 31d 48h	\$8,441
Adder CHR-CRL-ADR-3530-48-M	35w 31d 48h	\$7,490
Starter CHR-CRL-STR-4230-48-M	42w 31d 48h	\$8,546
Adder CHR-CRL-ADR-4130-48-M	41w 31d 48h	\$7,543
Starter CHR-CRL-STR-4830-48-M	48w 31d 48h	\$8,655
Adder CHR-CRL-ADR-4730-48-M	47w 31d 48h	\$7,595

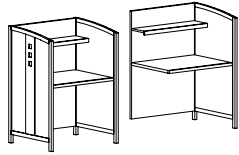


DESCRIPTION
Double Faced, Two Person Study Carrel
with plastic laminate top.

ITEM NO	SIZE	STANDARD LIST
Red Oak		
Starter CHR-CRL-STR-3660-48-RO	36w 60d 48h	\$15,147
Adder CHR-CRL-ADR-3560-48-RO	35w 60d 48h	\$13,403
Starter CHR-CRL-STR-4260-48-RO	42w 60d 48h	\$15,223
Adder CHR-CRL-ADR-4160-48-RO	41w 60d 48h	\$13,508
Starter CHR-CRL-STR-4860-48-RO	48w 60d 48h	\$15,299
Adder CHR-CRL-ADR-4760-48-RO	47w 60d 48h	\$13,783
Cherry		
Starter CHR-CRL-STR-3660-48-C	36w 60d 48h	\$15,903
Adder CHR-CRL-ADR-3560-48-C	35w 60d 48h	\$14,178
Starter CHR-CRL-STR-4260-48-C	42w 60d 48h	\$15,979
Adder CHR-CRL-ADR-4160-48-C	41w 60d 48h	\$14,254
Starter CHR-CRL-STR-4860-48-C	48w 60d 48h	\$16,050
Adder CHR-CRL-ADR-4760-48-C	47w 60d 48h	\$14,330
Maple		
Starter CHR-CRL-STR-3660-48-M	36w 60d 48h	\$15,380
Adder CHR-CRL-ADR-3560-48-M	35w 60d 48h	\$13,636
Starter CHR-CRL-STR-4260-48-M	42w 60d 48h	\$15,527
Adder CHR-CRL-ADR-4160-48-M	41w 60d 48h	\$13,726
Starter CHR-CRL-STR-4860-48-M	48w 60d 48h	\$15,604
Adder CHR-CRL-ADR-4760-48-M	47w 60d 48h	\$13,821

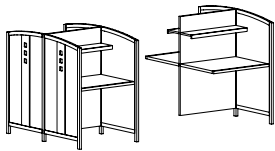
Plastic laminate or Marmoleum® top standard, veneer top add 10%
Electrical, wire management and accessories available, see electrical section for options
Custom modifications, youth and standing heights available upon request.

PANEL CARRELS



DESCRIPTION
Single Faced, One Person Study Carrel with plastic laminate top featuring overhead shelf.

ITEM NO	SIZE	STANDARD LIST
Red Oak		
Starter CHR-CRL-STR-3630-54-RO	36w 31d 54h	\$10,195
Adder CHR-CRL-ADR-3530-54-RO	35w 31d 54h	\$9,068
Starter CHR-CRL-STR-4230-54-RO	42w 31d 54h	\$10,271
Adder CHR-CRL-ADR-4130-54-RO	41w 31d 54h	\$9,201
Starter CHR-CRL-STR-4830-54-RO	48w 31d 54h	\$10,418
Adder CHR-CRL-ADR-4730-54-RO	47w 31d 54h	\$9,425
Cherry		
Starter CHR-CRL-STR-3630-54-C	36w 31d 54h	\$10,599
Adder CHR-CRL-ADR-3530-54-C	35w 31d 54h	\$9,335
Starter CHR-CRL-STR-4230-54-C	42w 31d 54h	\$10,670
Adder CHR-CRL-ADR-4130-54-C	41w 31d 54h	\$9,449
Starter CHR-CRL-STR-4830-54-C	48w 31d 54h	\$10,822
Adder CHR-CRL-ADR-4730-54-C	47w 31d 54h	\$9,672
Maple		
Starter CHR-CRL-STR-3630-54-M	36w 31d 54h	\$10,337
Adder CHR-CRL-ADR-3530-54-M	35w 31d 54h	\$9,216
Starter CHR-CRL-STR-4230-54-M	42w 31d 54h	\$10,409
Adder CHR-CRL-ADR-4130-54-M	41w 31d 54h	\$9,349
Starter CHR-CRL-STR-4830-54-M	48w 31d 54h	\$10,561
Adder CHR-CRL-ADR-4730-54-M	47w 31d 54h	\$9,572

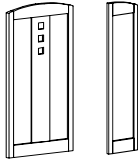


DESCRIPTION
Double Faced, Two Person Study Carrel with plastic laminate top featuring overhead shelf.

ITEM NO	SIZE	STANDARD LIST
Red Oak		
Starter CHR-CRL-STR-3660-54-RO	36w 60d 54h	\$18,365
Adder CHR-CRL-ADR-3560-54-RO	35w 60d 54h	\$15,784
Starter CHR-CRL-STR-4260-54-RO	42w 60d 54h	\$18,479
Adder CHR-CRL-ADR-4160-54-RO	41w 60d 54h	\$15,889
Starter CHR-CRL-STR-4860-54-RO	48w 60d 54h	\$18,598
Adder CHR-CRL-ADR-4760-54-RO	47w 60d 54h	\$16,036
Cherry		
Starter CHR-CRL-STR-3660-54-C	36w 60d 54h	\$19,277
Adder CHR-CRL-ADR-3560-54-C	35w 60d 54h	\$16,307
Starter CHR-CRL-STR-4260-54-C	42w 60d 54h	\$19,411
Adder CHR-CRL-ADR-4160-54-C	41w 60d 54h	\$16,416
Starter CHR-CRL-STR-4860-54-C	48w 60d 54h	\$19,605
Adder CHR-CRL-ADR-4760-54-C	47w 60d 54h	\$16,568
Maple		
Starter CHR-CRL-STR-3660-54-M	36w 60d 54h	\$18,655
Adder CHR-CRL-ADR-3560-54-M	35w 60d 54h	\$15,903
Starter CHR-CRL-STR-4260-54-M	42w 60d 54h	\$18,783
Adder CHR-CRL-ADR-4160-54-M	41w 60d 54h	\$16,017
Starter CHR-CRL-STR-4860-54-M	48w 60d 54h	\$18,931
Adder CHR-CRL-ADR-4760-54-M	47w 60d 54h	\$16,164

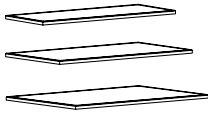
Plastic laminate or Marmoleum® top standard, veneer top add 10%
Electrical, wire management and accessories available, see electrical section for options
Custom modifications, youth and standing heights available upon request.

END PANELS



DESCRIPTION	ITEM NO	SIZE	STANDARD LIST
Single Faced End Panel Up to 66" high (h) Up to 90" high (h)	Red Oak CHR-EP-SF-1266-RO CHR-EP-SF-1290-RO	12w 66h 1.25th 12w 90h 1.25th	\$2,411 \$2,467
Double Faced End Panel Up to 66" high (h) Up to 90" high (h)	CHR-EP-DF-2466-RO CHR-EP-DF-2490-RO	24w 66h 1.25th 24w 90h 1.25th	\$3,366 \$3,521
Single Faced End Panel Up to 66" high (h) Up to 90" high (h)	Cherry CHR-EP-SF-1266-C CHR-EP-SF-1290-C	12w 66h 1.25th 12w 90h 1.25th	\$2,562 \$2,657
Double Faced End Panel Up to 66" high (h) Up to 90" high (h)	CHR-EP-DF-2466-C CHR-EP-DF-2490-C	24w 66h 1.25th 24w 90h 1.25th	\$3,673 \$3,845
Single Faced End Panel Up to 66" high (h) Up to 90" high (h)	Maple CHR-EP-SF-1266-M CHR-EP-SF-1290-M	12w 66h 1.25th 12w 90h 1.25th	\$2,489 \$2,571
Double Faced End Panel Up to 66" high (h) Up to 90" high (h)	CHR-EP-DF-2466-M CHR-EP-DF-2490-M	24w 66h 1.25th 24w 90h 1.25th	\$3,500 \$3,634

TOP CAPS



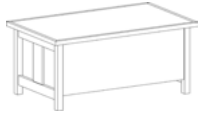
Single Faced Width Top Cap Priced per foot length (l)	Red Oak CHR-TC-SF-12xx-RO	12w xdl 1.25th	\$277 per linear foot
Double Faced Width Top Cap Priced per foot length (l)	CHR-TC-DF-24xx-RO	24w xdl 1.25th	\$354 per linear foot
File Cabinet Width Top Cap Priced per foot length (l)	CHR-TC-FC-36xx-RO	36w xdl 1.25th	\$488 per linear foot
Single Faced Width Top Cap Priced per foot length (l)	Cherry CHR-TC-SF-12xx-C	12w xdl 1.25th	\$294 per linear foot
Double Faced Width Top Cap Priced per foot length (l)	CHR-TC-DF-24xx-C	24w xdl 1.25th	\$372 per linear foot
File Cabinet Width Top Cap Priced per foot length (l)	CHR-TC-FC-36xx-C	36w xdl 1.25th	\$553 per linear foot
Single Faced Width Top Cap Priced per foot length (l)	Maple CHR-TC-SF-12xx-M	12w xdl 1.25th	\$285 per linear foot
Double Faced Width Top Cap Priced per foot length (l)	CHR-TC-DF-24xx-M	24w xdl 1.25th	\$363 per linear foot
File Cabinet Width Top Cap Priced per foot length (l)	CHR-TC-FC-36xx-M	36w xdl 1.25th	\$514 per linear foot

FILLER STRIP MOULDING

Filler Strip Moulding Small-Finished filler strip	CHR-FLLR-3-3-96	8 ft. lengths	\$946 per 8 ft. length
Filler Strip Moulding Large-Finished filler strip	CHR-FLLR-6-3-96	8 ft. lengths	\$1,417 per 8 ft. length

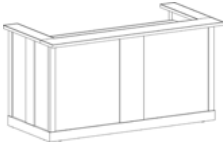
Plastic laminate or Marmoleum® top standard, veneer top add 20%
Custom modifications upon request.

COUNSEL TABLES



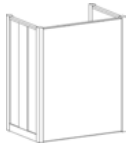
DESCRIPTION	ITEM NO	SIZE	STANDARD LIST
Rectangular Counsel Table with wood edgeband, Marmoleum or plastic laminate inset top, and solide wood base. Tables Comes with plastic laminate or wood veneer modesty panel	Counsel Tables		
	CHR-TBL-CORT-6036-30	60w 36d 30h	\$10,888
	CHR-TBL-CORT-7236-30	72w 36d 30	\$11,432
	CHR-TBL-CORT-8436-30	84w 36d 30h	\$12,004
	CHR-TBL-CORT-6042-30	60w 42d 30h	\$12,604
	CHR-TBL-CORT-7242-30	72w 42d 30h	\$13,234
CHR-TBL-CORT-8442-30	84w 42d 30h	\$13,895	

JUDGE BENCH



DESCRIPTION	ITEM NO	SIZE	STANDARD LIST
Rectangular Judge Bench with wood edgeband, Marmoleum or plastic laminate inset top, and panel base. Bench Comes with plastic laminate or wood veneer modesty panel and top cap	Judge Bench		
	CHR-JDG-CORT-6036-42	60w 36d 42h	\$25,509
	CHR-JDG-CORT-7236-42	72w 36d 42h	\$26,784
	CHR-JDG-CORT-8436-42	84w 36d 42h	\$28,124

PODIUM



DESCRIPTION	ITEM NO	SIZE	STANDARD LIST
Podium with wood edgeband, Marmoleum or plastic laminate inset top, and panel base. Podium Comes with plastic laminate or wood veneer modesty panel	Podium		
	CHR-PDM-CORT-3624-48	36w 24d 48h	\$12,189


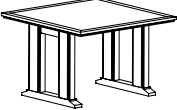
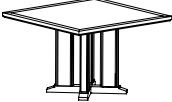
WITNESS STAND



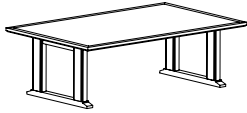
DESCRIPTION	ITEM NO	SIZE	STANDARD LIST
Witness Stand with wood edgeband, Marmoleum or plastic laminate inset top, and panel base. Bench Comes with plastic laminate or wood veneer modesty panel	Witness Stand		
	CHR-WTN-CORT-4230-33	42w 30d 33h	\$24,706

Plastic laminate or Marmoleum® top standard, veneer top add 10%
Electrical, wire management and accessories available, see electrical section for options

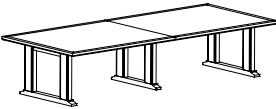
STUDY TABLES

	DESCRIPTION	ITEM NO	SIZE	STANDARD LIST	
	Round Study Table with edgeband, X-base. Note: Table is not ADA compliant.	Red Oak			
		DEP-TBX-48-30-RO	48 Dia. 30h	\$11,256	
		DEP-TBX-54-30-RO	54 Dia. 30h	\$11,666	
		DEP-TBX-60-30-RO	60 Dia. 30h	\$12,210	
		Cherry			
		DEP-TBX-48-30-C	48 Dia. 30h	\$12,137	
DEP-TBX-54-30-C	54 Dia. 30h	\$12,690			
DEP-TBX-60-30-C	60 Dia. 30h	\$13,247			
	Square Study Table with edgeband, trestle base.	Red Oak			
		DEP-TBL-4848-30-RO	48w 48d 30h	\$10,253	
		DEP-TBL-5454-30-RO	54w 54d 30h	\$10,638	
		DEP-TBL-6060-30-RO	60w 60d 30h	\$11,506	
		Cherry			
		DEP-TBL-4848-30-C	48w 48d 30h	\$11,057	
DEP-TBL-5454-30-C	54w 54d 30h	\$11,351			
DEP-TBL-6060-30-C	60w 60d 30h	\$12,293			
	Square Study Table with edgeband, X-base. Note: Table is not ADA compliant.	Red Oak			
		DEP-TBX-4848-30-RO	48w 48d 30h	\$10,331	
		DEP-TBX-5454-30-RO	54w 54d 30h	\$10,482	
		DEP-TBX-6060-30-RO	60w 60d 30h	\$11,372	
		Cherry			
		DEP-TBX-4848-30-C	48w 48d 30h	\$11,065	
DEP-TBX-5454-30-C	54w 54d 30h	\$11,247			
DEP-TBX-6060-30-C	60w 60d 30h	\$12,223			
Plastic laminate or Marmoleum® top standard, veneer top add 10% Electrical, wire management and accessories available, see electrical section for options Custom modifications, youth and standing heights available upon request.					

STUDY TABLES


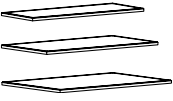


DESCRIPTION	ITEM NO	SIZE	STANDARD LIST	
Rectangular Study Table with edgeband, and trestle base.	Red Oak			
	DEP-TBL-6036-30-RO	60w 36d 30h	\$9,717	
	DEP-TBL-7236-30-RO	72w 36d 30h	\$9,968	
	DEP-TBL-4842-30-RO	48w 42d 30h	\$9,929	
	DEP-TBL-6042-30-RO	60w 42d 30h	\$10,223	
	DEP-TBL-7242-30-RO	72w 42d 30h	\$10,538	
	DEP-TBL-8442-30-RO	84w 42d 30h	\$10,789	
	DEP-TBL-9642-30-RO	96w 42d 30h	\$11,018	
	DEP-TBL-6048-30-RO	60w 48d 30h	\$10,875	
	DEP-TBL-7248-30-RO	72w 48d 30h	\$11,584	
	DEP-TBL-8448-30-RO	84w 48d 30h	\$11,878	
	DEP-TBL-9648-30-RO	96w 48d 30h	\$12,452	
	DEP-TBL-10848-30-RO	108w 48d 30h	\$15,620	
	DEP-TBL-8454-30-RO	84w 54d 30h	\$12,215	
	DEP-TBL-9654-30-RO	96w 54d 30h	\$12,690	
	DEP-TBL-10854-30-RO	108w 54d 30h	\$15,831	
	DEP-TBL-8460-30-RO	84w 60d 30h	\$12,491	
	DEP-TBL-9660-30-RO	96w 60d 30h	\$12,962	
	DEP-TBL-10860-30-RO	108w 60d 30h	\$16,116	
	Cherry			
	DEP-TBL-6036-30-C	60w 36d 30h	\$10,365	
	DEP-TBL-7236-30-C	72w 36d 30h	\$10,750	
	DEP-TBL-4842-30-C	48w 42d 30h	\$10,733	
	DEP-TBL-6042-30-C	60w 42d 30h	\$11,048	
DEP-TBL-7242-30-C	72w 42d 30h	\$11,372		
DEP-TBL-8442-30-C	84w 42d 30h	\$11,666		
DEP-TBL-9642-30-C	96w 42d 30h	\$11,925		
DEP-TBL-6048-30-C	60w 48d 30h	\$11,791		
DEP-TBL-7248-30-C	72w 48d 30h	\$12,547		
DEP-TBL-8448-30-C	84w 48d 30h	\$12,880		
DEP-TBL-9648-30-C	96w 48d 30h	\$13,407		
DEP-TBL-10848-30-C	108w 48d 30h	\$16,536		
DEP-TBL-8454-30-C	84w 54d 30h	\$13,200		
DEP-TBL-9654-30-C	96w 54d 30h	\$13,723		
DEP-TBL-10854-30-C	108w 54d 30h	\$16,812		
DEP-TBL-8460-30-C	84w 60d 30h	\$13,515		
DEP-TBL-9660-30-C	96w 60d 30h	\$14,068		
DEP-TBL-10860-30-C	108w 60d 30h	\$17,140		


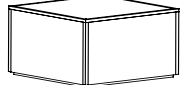
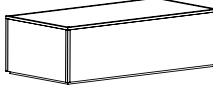


Rectangular Study Table with edgeband, and 3 trestle base.	Red Oak		
	DEP-TBL-13254-30-RO	132w 54d 30h	\$15,900
	DEP-TBL-14454-30-RO	144w 54d 30h	\$24,378
	DEP-TBL-13260-30-RO	132w 60d 30h	\$16,739
	DEP-TBL-14460-30-RO	144w 60d 30h	\$25,596
	Cherry		
	DEP-TBL-13254-30-C	132w 54d 30h	\$17,408
	DEP-TBL-14454-30-C	144w 54d 30h	\$25,458
	DEP-TBL-13260-30-C	132w 60d 30h	\$18,324
	DEP-TBL-14460-30-C	144w 60d 30h	\$26,728

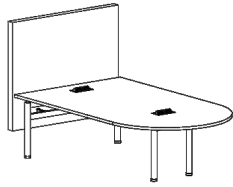
Plastic laminate or Marmoleum® top standard, veneer top add 10%
 Electrical, wire management and accessories available, see electrical section for options
 Full panel end panel available upon request.
 Custom modifications, youth and standing heights available upon request.

END PANELS	DESCRIPTION	ITEM NO	SIZE	STANDARD LIST	
	Single Faced End Panel Up to 66" high (h) Up to 90" high (h)	Red Oak DEP-EP-SF-1266-RO DEP-EP-SF-1290-RO	12w 66h 1.25th 12w 90h 1.25th	\$2,255 \$2,307	
	Double Faced End Panel Up to 66" high (h) Up to 90" high (h)	DEP-EP-DF-2466-RO DEP-EP-DF-2490-RO	24w 66h 1.25th 24w 90h 1.25th	\$2,260 \$3,206	
	Single Faced End Panel Up to 66" high (h) Up to 90" high (h)	Cherry DEP-EP-SF-1266-C DEP-EP-SF-1290-C	12w 66h 1.25th 12w 90h 1.25th	\$2,402 \$2,497	
	Double Faced End Panel Up to 66" high (h) Up to 90" high (h)	DEP-EP-DF-2466-C DEP-EP-DF-2490-C	24w 66h 1.25th 24w 90h 1.25th	\$3,357 \$3,530	
	TOP CAPS				
		Single Faced Width Top Cap Priced per foot length (l)	Red Oak DEP-TC-SF-12xx-RO	12w xdl 1.25th	\$277 per linear foot
		Double Faced Width Top Cap Priced per foot length (l)	DEP-TC-DF-24xx-RO	24w xdl 1.25th	\$354 per linear foot
		File Cabinet Width Top Cap Priced per foot length (l)	DEP-TC-FC-36xx-RO	36w xdl 1.25th	\$488 per linear foot
Single Faced Width Top Cap Priced per foot length (l)		Cherry DEP-TC-SF-12xx-C	12w xdl 1.25th	\$294 per linear foot	
Double Faced Width Top Cap Priced per foot length (l)		DEP-TC-DF-24xx-C	24w xdl 1.25th	\$372 per linear foot	
File Cabinet Width Top Cap Priced per foot length (l)		DEP-TC-FC-36xx-C	36w xdl 1.25th	\$553 per linear foot	
FILLER STRIP MOULDING					
	Filler Strip Moulding Small-Finished filler strip	DEP-FLLR-3-3-96	8 ft. lengths	\$946 per 8 ft. length	
	Filler Strip Moulding Large-Finished filler strip	DEP-FLLR-6-3-96	8 ft. lengths	\$1,417 per 8 ft. length	
Plastic laminate or Marmoleum® top standard, veneer top add 20% Custom modifications available upon request.					

DRUM TABLES

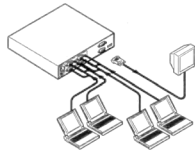
OCCASIONAL TABLES	DESCRIPTION	ITEM NO	SIZE	STANDARD LIST
	Round Occasional Table	DRU-TBL-24-18	24 Dia. 18h	\$2,486
		DRU-TBL-30-18	30 Dia. 18h	\$3,087
		DRU-TBL-36-18	36 Dia. 18h	\$3,451
		DRU-TBL-24-24	24 Dia. 24h	\$2,571
		DRU-TBL-30-24	30 Dia. 24h	\$3,241
		DRU-TBL-36-24	36 Dia. 24h	\$3,655
	Square Occasional Table Eased corners	DRU-TBL-2424-18	24w 24d 18h	\$3,196
		DRU-TBL-3030-18	30w 30d 18h	\$3,871
		DRU-TBL-3636-18	36w 36d 18h	\$4,404
		DRU-TBL-2424-24	24w 24d 24h	\$3,320
		DRU-TBL-3030-24	30w 30d 24h	\$4,053
		DRU-TBL-3636-24	36w 36d 24h	\$4,512
	Rectangular Occasional Table Eased corner	DRU-TBL-3024-18	30w 24d 18h	\$3,559
		DRU-TBL-4824-18	48w 24d 18h	\$4,046
		DRU-TBL-3024-24	30w 24d 24h	\$3,740
		DRU-TBL-4824-24	48w 24d 24h	\$4,165
Available in red oak, cherry, and maple Veneer or plastic laminate standard, Marmoleum® add 15%. Custom modifications upon request.				

MEDIA STATIONS



DESCRIPTION	ITEM NO	SIZE	STANDARD LIST
Media Station for 1 computer, plastic laminate top, PVC edgeband, plastic laminate TV panel and two power/media modules. (Monitor not included.) Note: Power/Media Module for (1) Lap Top: Box consists of the following: (3) power ports (1) USB dual charging port (1) Open data garage Monitor input cables. Please specify HDMI or VGA	EMT-MMS-7254-62-PLS	72w 54d 62h 29ws	\$10,774
	EMT-MMS-8454-62-PLS	84w 54d 62h 29ws	\$10,779
	EMT-MMS-9254-62-PLS	92w 54d 62h 29ws	\$12,490
	EMT-MMS-10454-62-PLS	104w 54d 62h 29ws	\$14,459
	EMT-MMS-11654-62-PLS	116w 54d 62h 29ws	\$13,078
	EMT-MMS-7260-62-PLS	72w 60d 62h 29ws	\$14,074
	EMT-MMS-8460-62-PLS	84w 60d 62h 29ws	\$14,097
	EMT-MMS-9260-62-PLS	92w 60d 62h 29ws	\$14,950
	EMT-MMS-10460-62-PLS	104w 60d 62h 29ws	\$15,382
	EMT-MMS-11660-62-PLS	116w 60d 62h 29ws	\$16,889
Media Station for 1 computer, plastic laminate top, PVC edgeband, wood veneer TV panel and two power/media modules. (Monitor not included.)	EMT-MMS-7254-62-WPS	72w 54d 62h 29ws	\$15,725
	EMT-MMS-8454-62-WPS	84w 54d 62h 29ws	\$16,125
	EMT-MMS-9254-62-WPS	92w 54d 62h 29ws	\$16,140
	EMT-MMS-10454-62-WPS	104w 54d 62h 29ws	\$17,314
	EMT-MMS-11654-62-WPS	116w 54d 62h 29ws	\$17,393
	EMT-MMS-7260-62-WPS	72w 60d 62h 29ws	\$16,070
	EMT-MMS-8460-62-WPS	84w 60d 62h 29ws	\$16,111
	EMT-MMS-9260-62-WPS	92w 60d 62h 29ws	\$16,347
	EMT-MMS-10460-62-WPS	104w 60d 62h 29ws	\$17,675
	EMT-MMS-11660-62-WPS	116w 60d 62h 29ws	\$17,754
Media Station for 1 computer, wood veneer top, solid wood edgeband, wood veneer TV panel and two power/media modules. (Monitor not included.) (Same as above)	EMT-MMS-7254-62-V-WPS	72w 54d 62h 29ws	\$16,798
	EMT-MMS-8454-62-V-WPS	84w 54d 62h 29ws	\$17,134
	EMT-MMS-9254-62-V-WPS	92w 54d 62h 29ws	\$17,285
	EMT-MMS-10454-62-V-WPS	104w 54d 62h 29ws	\$18,628
	EMT-MMS-11654-62-V-WPS	116w 54d 62h 29ws	\$18,707
	EMT-MMS-7260-62-V-WPS	72w 60d 62h 29ws	\$17,376
	EMT-MMS-8460-62-V-WPS	84w 60d 62h 29ws	\$17,406
	EMT-MMS-9260-62-V-WPS	92w 60d 62h 29ws	\$17,661
	EMT-MMS-10460-62-V-WPS	104w 60d 62h 29ws	\$18,988
	EMT-MMS-11660-62-V-WPS	116w 60d 62h 29ws	\$19,168

Optional Switching Technology



4-6 Person Computer Switching Technology
Includes the following:
4-6 Person Switching
VGA Cables
Monitor Input Cables

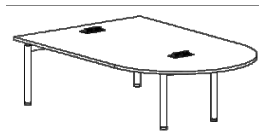
4-6 Person Computer Switching Technology
Includes the following:
4-6 Person Switching
HDMI Cables
Monitor Input Cables

4-6 Person Computer Switching Technology
Includes the following:
4-6 Person Switching
HDMI & VGA Cables
Monitor Input Cables

(Note: Pricing Upon Request. Configuration Required for a Quotation.)

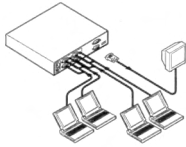
Plastic laminate top standard.
Powdercoat base in standard black or silver, custom colors available upon request.
Custom modifications available upon request.
Electrical, wire management and accessories available, see electrical section for options

MEDIA TABLES



DESCRIPTION	ITEM NO	SIZE	STANDARD LIST
Media Station for 1 computer, plastic laminate top, PVC edgeband and two power/media modules. Note: Power/Media Module for (1) Lap Top: Box consists of the following: (3) power ports (1) USB dual charging port (1) Open data garage Monitor input cables. Please specify HDMI or VGA	EMT-MMS-7254-29	72w 54d 29h	\$6,832
	EMT-MMS-8454-29	84w 54d 29h	\$7,180
	EMT-MMS-9254-29	92w 54d 29h	\$8,404
	EMT-MMS-10454-29	104w 54d 29h	\$8,367
	EMT-MMS-11654-29	116w 54d 29h	\$9,133
	EMT-MMS-7260-29	72w 60d 29h	\$8,024
	EMT-MMS-8460-29	84w 60d 29h	\$8,047
	EMT-MMS-9260-29	92w 60d 29h	\$8,900
	EMT-MMS-10460-29	104w 60d 29h	\$9,332
	EMT-MMS-11660-29	116w 60d 29h	\$10,839
Media Station for 1 computer, wood veneer top, solid wood edgeband and power/media module. (Same as above)	EMT-MMS-7254-29-V	72w 54d 29h	\$11,053
	EMT-MMS-8454-29-V	84w 54d 29h	\$11,323
	EMT-MMS-9254-29-V	92w 54d 29h	\$11,859
	EMT-MMS-10454-29-V	104w 54d 29h	\$12,672
	EMT-MMS-11654-29-V	116w 54d 29h	\$12,791
	EMT-MMS-7260-29-V	72w 60d 29h	\$11,151
	EMT-MMS-8460-29-V	84w 60d 29h	\$11,180
	EMT-MMS-9260-29-V	92w 60d 29h	\$11,442
	EMT-MMS-10460-29-V	104w 60d 29h	\$12,770
	EMT-MMS-11660-29-V	116w 60d 29h	\$13,092

Optional Switching Technology



4-6 Person Computer Switching Technology

Includes the following:
4-6 Person Switching
VGA Cables
Monitor Input Cables

4-6 Person Computer Switching Technology

Includes the following:
4-6 Person Switching
HDMI Cables
Monitor Input Cables




4-6 Person Computer Switching Technology

Includes the following:
4-6 Person Switching
HDMI & VGA Cables
Monitor Input Cables

(Note: Pricing Upon Request. Configuration Required for a Quotation.)



Plastic laminate top standard.
Powdercoat base in standard black or silver, custom colors available upon request.
Custom modifications available upon request.
Electrical, wire management and accessories available, see electrical section for options

Custom Modifications:
Youth and standing heights and custom lengths and widths available upon request.
3-form divider panels upon request.




ACCESSORIES	DESCRIPTION	ITEM NO	SIZE	STANDARD LIST
	Metal File Pedestal Box/Box/File	EMT-PED-3-DRW-1519-28	15w 19d 28h	\$1,020
	Set of 4 casters	EMT-PED-CASTERS		\$192
	Metal File Pedestal File/File	EMT-PED-2-DRW-1519-28	15w 19d 28h	\$977
	Set of 4 casters	EMT-PED-CASTERS		\$192
	Metal File Pedestal	EMT-LAT-PED-3019-28	30w 18d 28h	\$1,487
	Lateral File/File	EMT-LAT-PED-3619-28	36w 18d 28h	\$1,595
		EMT-LAT-PED-4219-28	42w 18d 28h	\$1,745

AGATI

ETTA SEATING

ETTA SIDE CHAIR	DESCRIPTION	ITEM NO	SIZE	STANDARD LIST
	Side Chair, Solid Wood, Seat and Back Maple	ETA-STG-1800	19 1/2w 22 1/2d 33 1/2h 18sh	\$1,379
	Side Chair, Solid Wood, Upholstered Seat and Back Maple	ETA-STG-1804-B	19 1/2w 22 1/2d 33 1/2h 18sh	\$1,540
	COM requirement: 1.5 yards of 54" wide plain fabric COL requirement: 32 sq. ft.			
	ADDITIONAL OPTIONS:	ITEM NO	STANDARD LIST	
	Laser Etching	OPT-LAS-01		\$170
	Inlay	OPT-INL-01	per project	
	Cal 133 Fire Barrier -per yard	OPT-UPH-133	per yard	\$171
	Custom wood finishes and modifications upon request.			

STUDY TABLES

DESCRIPTION	ITEM NO	SIZE	STANDARD LIST	
 <p>Square Study Table Agati Knife solid wood top edge band, plastic laminate inset, 2 Solid Wood End Assemblies with a center stretcher</p>	Maple			
	ETA-TBL-4242-30-P	42w 42d 30h	\$5,293	
	ETA-TBL-4848-30-P	48w 48d 30h	\$6,347	
	ETA-TBL-5454-30-P	54w 54d 30h	\$7,509	
	ETA-TBL-6060-30-P	60w 60d 30h	\$8,991	
<p>Square Study Table Agati Knife solid wood top edge band, wood veneer inset, 2 Solid Wood End Assemblies with a center stretcher</p>	Maple			
	ETA-TBL-4242-30-V	42w 42d 30h	\$4,704	
	ETA-TBL-4848-30-V	48w 48d 30h	\$5,457	
	ETA-TBL-5454-30-V	54w 54d 30h	\$6,399	
	ETA-TBL-6060-30-V	60w 60d 30h	\$7,643	
<p>Square Study Table Agati Knife solid wood top edge band, marmoleum inset, 2 Solid Wood End Assemblies with a center stretcher</p>	Maple			
	ETA-TBL-4242-30-M	42w 42d 30h	\$5,673	
	ETA-TBL-4848-30-M	48w 48d 30h	\$6,805	
	ETA-TBL-5454-30-M	54w 54d 30h	\$8,235	
	ETA-TBL-6060-30-M	60w 60d 30h	\$9,722	
 <p>Rectangle Study Table Agati Knife solid wood top edge band, plastic laminate inset, 2 Solid Wood End Assemblies with a center stretcher</p> 	Maple			
	ETA-TBL-4236-30-P	42w 36d 30h	\$5,293	
	ETA-TBL-4236-30-P	48w 36d 30h	\$5,293	
	ETA-TBL-6036-30-P	60w 36d 30h	\$5,889	
	ETA-TBL-7236-30-P	72w 36d 30h	\$6,805	
	ETA-TBL-6048-30-P	60w 48d 30h	\$7,509	
	ETA-TBL-7248-30-P	72w 48d 30h	\$8,642	
	ETA-TBL-8448-30-P	84w 48d 30h	\$9,748	
	ETA-TBL-9648-30-P	96w 48d 30h	\$10,858	
	ETA-TBL-6054-30-P	60w 54d 30h	\$8,438	
	ETA-TBL-7254-30-P	72w 54d 30h	\$9,726	
	ETA-TBL-8454-30-P	84w 54d 30h	\$10,642	
	ETA-TBL-9654-30-P	96w 54d 30h	\$11,830	
	ETA-TBL-7260-30-P	72w 54d 30h	\$10,867	
	ETA-TBL-8460-30-P	84w 60d 30h	\$11,666	
	ETA-TBL-9660-30-P	96w 60d 30h	\$12,988	
	<p>Rectangle Study Table Agati Knife solid wood top edge band, wood veneer inset, 2 Solid Wood End Assemblies with a center stretcher</p>	Maple		
		ETA-TBL-4236-30-V	42w 36d 30h	\$4,704
		ETA-TBL-4836-30-V	48w 36d 30h	\$4,619
		ETA-TBL-6036-30-V	60w 36d 30h	\$5,077
ETA-TBL-7236-30-V		72w 36d 30h	\$5,833	
ETA-TBL-6048-30-V		60w 48d 30h	\$6,399	
ETA-TBL-7248-30-V		72w 48d 30h	\$7,345	
ETA-TBL-8448-30-V		84w 48d 30h	\$8,266	
ETA-TBL-9648-30-V		96w 48d 30h	\$9,182	
ETA-TBL-6054-30-V		60w 54d 30h	\$8,438	
ETA-TBL-7254-30-V		72w 54d 30h	\$9,726	
ETA-TBL-8454-30-V		84w 54d 30h	\$8,979	
ETA-TBL-9654-30-V		96w 54d 30h	\$10,241	
ETA-TBL-7260-30-V		72w 54d 30h	\$10,867	
ETA-TBL-8460-30-V		84w 60d 30h	\$9,830	
ETA-TBL-9660-30-V		96w 60d 30h	\$10,910	
<p>Rectangle Study Table Agati Knife solid wood top edge band, marmoleum inset, 2 Solid Wood End Assemblies with a center stretcher</p>		Maple		
		ETA-TBL-4236-30-M	42w 36d 30h	\$5,673
		ETA-TBL-4836-30-M	48w 36d 30h	\$5,673
		ETA-TBL-6036-30-M	60w 36d 30h	\$6,075
	ETA-TBL-7236-30-M	72w 36d 30h	\$7,345	
	ETA-TBL-6048-30-M	60w 48d 30h	\$8,101	
	ETA-TBL-7248-30-M	72w 48d 30h	\$9,346	
	ETA-TBL-8448-30-M	84w 48d 30h	\$10,586	
	ETA-TBL-9648-30-M	96w 48d 30h	\$12,410	
	ETA-TBL-6054-30-M	60w 54d 30h	\$9,143	
	ETA-TBL-7254-30-M	72w 54d 30h	\$10,564	
	ETA-TBL-8454-30-M	84w 54d 30h	\$11,614	
	ETA-TBL-9654-30-M	96w 54d 30h	\$12,910	
	ETA-TBL-7260-30-M	72w 54d 30h	\$11,800	
	ETA-TBL-8460-30-M	84w 60d 30h	\$12,673	
	ETA-TBL-9660-30-M	96w 60d 30h	\$14,176	

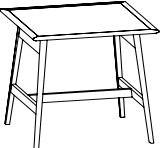
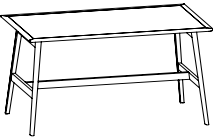


Plastic laminate, Veneer or Marmoleum® top standard
Custom modifications, youth heights available upon request.

ETTA COLLECTION--TABLES

	DESCRIPTION	ITEM NO	SIZE	STANDARD LIST
	Square Study Table	Maple		
	Agati Knife solid wood top edge band,	ETA-TBL-4242-30-ELE-P	42w 42d 30h	\$5,873
	plastic laminate inset,	ETA-TBL-4848-30-ELE-P	48w 48d 30h	\$6,961
	2 Solid Wood End Assemblies with a center stretcher	ETA-TBL-5454-30-ELE-P	54w 54d 30h	\$8,124
	3 power outlets 4 USB outlets,	ETA-TBL-6060-30-ELE-P	60w 60d 30h	\$9,622
	wire chase leg, plug set electrical to the ground			
	Square Study Table	Maple		
	Agati Knife solid wood top edge band,	ETA-TBL-4242-30-ELE-V	42w 42d 30h	\$5,653
	wood veneer inset,	ETA-TBL-4848-30-ELE-V	48w 48d 30h	\$6,071
	2 Solid Wood End Assemblies with a center stretcher	ETA-TBL-5454-30-ELE-V	54w 54d 30h	\$6,399
3 power outlets 4 USB outlets,	ETA-TBL-6060-30-ELE-V	60w 60d 30h	\$8,274	
wire chase leg, plug set electrical to the ground				
Square Study Table	Maple			
Agati Knife solid wood top edge band,	ETA-TBL-4242-30-ELE-M	42w 42d 30h	\$6,253	
marmoleum inset,	ETA-TBL-4848-30-ELE-M	48w 48d 30h	\$7,419	
2 Solid Wood End Assemblies with a center stretcher	ETA-TBL-5454-30-ELE-M	54w 54d 30h	\$8,850	
3 power outlets 4 USB outlets,	ETA-TBL-6060-30-ELE-M	60w 60d 30h	\$10,352	
wire chase leg, plug set electrical to the ground				
	Rectangle Study Table	Maple		
	Agati Knife solid wood top edge band,	ETA-TBL-4236-30-ELE-P	42w 36d 30h	\$5,873
	plastic laminate inset,	ETA-TBL-4836-30-ELE-P	48w 36d 30h	\$5,907
	2 Solid Wood End Assemblies with a center stretcher	ETA-TBL-6036-30-ELE-P	60w 36d 30h	\$6,503
	3 power outlets 4 USB outlets,	ETA-TBL-7236-30-ELE-P	72w 36d 30h	\$7,435
	wire chase leg, plug set electrical to the ground			
		ETA-TBL-6048-30-ELE-P	60w 48d 30h	\$8,124
		ETA-TBL-7248-30-ELE-P	72w 48d 30h	\$9,272
		ETA-TBL-6054-30-ELE-P	60w 54d 30h	\$9,648
		ETA-TBL-7254-30-ELE-P	72w 54d 30h	\$10,841
	Rectangle Study Table	ETA-TBL-8448-30-ELE-P	84w 48d 30h	\$10,776
	Agati Knife solid wood top edge band,	ETA-TBL-9648-30-ELE-P	96w 48d 30h	\$11,886
	plastic laminate inset,			
	2 Solid Wood End Assemblies with a center stretcher	ETA-TBL-8454-30-ELE-P	84w 54d 30h	\$11,670
	6 power outlets, wire chase leg,	ETA-TBL-9654-30-ELE-P	96w 54d 30h	\$12,859
	plug set electrical to the ground			
		ETA-TBL-7260-30-ELE-P	72w 60d 30h	\$11,981
		ETA-TBL-8460-30-ELE-P	84w 60d 30h	\$12,694
		ETA-TBL-9660-30-ELE-P	96w 60d 30h	\$14,017
	Rectangle Study Table	Maple		
	Agati Knife solid wood top edge band,	ETA-TBL-4236-30-ELE-V	42w 36d 30h	\$5,660
	wood veneer,	ETA-TBL-4836-30-ELE-V	48w 36d 30h	\$5,233
	2 Solid Wood End Assemblies with a center stretcher	ETA-TBL-6036-30-ELE-V	60w 36d 30h	\$5,691
	3 power outlets 4 USB outlets,	ETA-TBL-7236-30-ELE-V	72w 36d 30h	\$6,463
	wire chase leg, plug set electrical to the ground			
		ETA-TBL-6048-30-ELE-V	60w 48d 30h	\$7,013
		ETA-TBL-7248-30-ELE-V	72w 48d 30h	\$7,975
		ETA-TBL-6054-30-ELE-V	60w 54d 30h	\$9,640
		ETA-TBL-7254-30-ELE-V	72w 54d 30h	\$10,832
	Rectangle Study Table	ETA-TBL-8448-30-ELE-V	84w 48d 30h	\$9,294
	Agati Knife solid wood top edge band,	ETA-TBL-9648-30-ELE-V	96w 48d 30h	\$10,210
	wood veneer,			
	2 Solid Wood End Assemblies with a center stretcher	ETA-TBL-8454-30-ELE-V	84w 54d 30h	\$10,007
	6 power outlets, wire chase leg,	ETA-TBL-9654-30-ELE-V	96w 54d 30h	\$11,338
	plug set electrical to the ground			
		ETA-TBL-7260-30-ELE-V	72w 60d 30h	\$11,977
		ETA-TBL-8460-30-ELE-V	84w 60d 30h	\$10,858
		ETA-TBL-9660-30-ELE-V	96w 60d 30h	\$11,938
	Rectangle Study Table	Maple		
	Agati Knife solid wood top edge band,	ETA-TBL-4236-30-ELE-M	42w 36d 30h	\$6,651
	marmoleum inset,	ETA-TBL-4836-30-ELE-M	48w 36d 30h	\$6,287
	2 Solid Wood End Assemblies with a center stretcher	ETA-TBL-6036-30-ELE-M	60w 36d 30h	\$6,689
	3 power outlets 4 USB outlets,	ETA-TBL-7236-30-ELE-M	72w 36d 30h	\$7,975
	wire chase leg, plug set electrical to the ground			
		ETA-TBL-6048-30-ELE-M	60w 48d 30h	\$8,716
		ETA-TBL-7248-30-ELE-M	72w 48d 30h	\$9,976
		ETA-TBL-6054-30-ELE-M	60w 54d 30h	\$10,353
		ETA-TBL-7254-30-ELE-M	72w 54d 30h	\$11,683
	Rectangle Study Table	ETA-TBL-8448-30-ELE-M	84w 48d 30h	\$11,614
	Agati Knife solid wood top edge band,	ETA-TBL-9648-30-ELE-M	96w 48d 30h	\$13,291
	marmoleum inset,			
	2 Solid Wood End Assemblies with a center stretcher	ETA-TBL-8454-30-ELE-M	84w 54d 30h	\$12,643
	plug set electrical to the ground			
		ETA-TBL-7260-30-ELE-M	72w 60d 30h	\$12,915
		ETA-TBL-8460-30-ELE-M	84w 60d 30h	\$13,701
		ETA-TBL-9660-30-ELE-M	96w 60d 30h	\$15,205

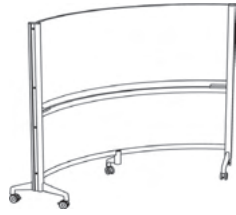
Plastic laminate, Veneer or Marmoleum® top standard
 Custom modifications, youth heights available upon request.

STANDING TABLES

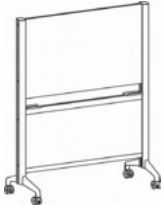
	DESCRIPTION	ITEM NO	SIZE	STANDARD LIST	
	Square Study Table	Maple			
	Agati Knife solid wood top edge band, plastic laminate inset,	ETA-TBL-4242-39-P	42w 42d 39h	\$5,989	
	2 Solid Wood End Assemblies	ETA-TBL-4848-39-P	48w 48d 39h	\$7,008	
	with a center stretcher	ETA-TBL-5454-39-P	54w 54d 39h	\$8,317	
		ETA-TBL-6060-39-P	60w 60d 39h	\$9,588	
	Square Study Table	Maple			
	Agati Knife solid wood top edge band, wood veneer inset,	ETA-TBL-4242-39-V	42w 42d 39h	\$5,989	
	2 Solid Wood End Assemblies	ETA-TBL-4848-39-V	48w 48d 39h	\$7,008	
	with a center stretcher	ETA-TBL-5454-30-V	54w 54d 30h	\$6,399	
		ETA-TBL-6060-30-V	60w 60d 30h	\$7,643	
	Square Study Table	Maple			
	Agati Knife solid wood top edge band, marmoleum inset,	ETA-TBL-4242-30-M	42w 42d 30h	\$5,673	
2 Solid Wood End Assemblies	ETA-TBL-4848-30-M	48w 48d 30h	\$6,805		
with a center stretcher	ETA-TBL-5454-30-M	54w 54d 30h	\$8,235		
	ETA-TBL-6060-30-M	60w 60d 30h	\$9,722		
	Rectangle Study Table	Maple			
	Agati Knife solid wood top edge band, plastic laminate inset,	ETA-TBL-4236-39-P	42w 36d 39h	\$7,445	
	2 Solid Wood End Assemblies	ETA-TBL-4836-39-P	48w 36d 39h	\$8,287	
	with a center stretcher	ETA-TBL-6036-39-P	60w 36d 39h	\$6,667	
		ETA-TBL-7236-39-P	72w 36d 39h	\$7,622	
		ETA-TBL-6048-39-P	60w 48d 39h	\$8,209	
		ETA-TBL-7248-39-P	72w 48d 39h	\$9,389	
		ETA-TBL-8448-39-P	84w 48d 39h	\$10,551	
		ETA-TBL-9648-39-P	96w 48d 39h	\$11,701	
		ETA-TBL-6054-39-P	60w 54d 39h	\$8,788	
		ETA-TBL-7254-39-P	72w 54d 39h	\$11,269	
		ETA-TBL-8454-39-P	84w 54d 39h	\$10,996	
		ETA-TBL-9654-39-P	96w 54d 39h	\$10,845	
		ETA-TBL-7260-39-P	72w 54d 39h	\$16,873	
		ETA-TBL-8460-39-P	84w 60d 39h	\$16,402	
		ETA-TBL-9660-39-P	96w 60d 39h	\$16,078	
		Rectangle Study Table	Maple		
		Agati Knife solid wood top edge band, wood veneer inset,	ETA-TBL-4236-39-V	42w 36d 39h	\$7,445
2 Solid Wood End Assemblies		ETA-TBL-4836-39-V	48w 36d 39h	\$8,287	
with a center stretcher		ETA-TBL-6036-39-V	60w 36d 39h	\$6,667	
		ETA-TBL-7236-39-V	72w 36d 39h	\$7,622	
		ETA-TBL-6048-39-V	60w 48d 39h	\$8,209	
		ETA-TBL-7248-39-V	72w 48d 39h	\$9,389	
		ETA-TBL-8448-39-V	84w 48d 39h	\$10,551	
		ETA-TBL-9648-39-V	96w 48d 39h	\$11,701	
		ETA-TBL-6054-39-V	60w 54d 39h	\$8,788	
		ETA-TBL-7254-39-V	72w 54d 39h	\$11,269	
		ETA-TBL-8454-39-V	84w 54d 39h	\$10,996	
		ETA-TBL-9654-39-V	96w 54d 39h	\$10,845	
		ETA-TBL-7260-39-V	72w 54d 39h	\$16,873	
		ETA-TBL-8460-39-V	84w 60d 39h	\$16,402	
		ETA-TBL-9660-39-V	96w 60d 39h	\$16,078	
		Rectangle Study Table	Maple		
		Agati Knife solid wood top edge band, marmoleum inset,	ETA-TBL-4236-39-M	42w 36d 39h	\$7,920
	2 Solid Wood End Assemblies	ETA-TBL-4836-39-M	48w 36d 39h	\$8,858	
	with a center stretcher	ETA-TBL-6036-39-M	60w 36d 39h	\$7,125	
		ETA-TBL-7236-39-M	72w 36d 39h	\$8,184	
		ETA-TBL-6048-39-M	60w 48d 39h	\$8,827	
		ETA-TBL-7248-39-M	72w 48d 39h	\$10,128	
		ETA-TBL-8448-39-M	84w 48d 39h	\$11,420	
		ETA-TBL-9648-39-M	96w 48d 39h	\$12,690	
		ETA-TBL-6054-39-M	60w 54d 39h	\$15,706	
		ETA-TBL-7254-39-M	72w 54d 39h	\$15,179	
		ETA-TBL-8454-39-M	84w 54d 39h	\$14,777	
		ETA-TBL-9654-39-M	96w 54d 39h	\$13,278	
		ETA-TBL-7260-39-M	72w 54d 39h	\$12,872	
		ETA-TBL-8460-39-M	84w 60d 39h	\$12,634	
		ETA-TBL-9660-39-M	96w 60d 39h	\$16,008	

Plastic laminate, Veneer or Marmoleum® top standard
Custom modifications, youth heights available upon request.

MOVABLE WALLS



DESCRIPTION	ITEM NO	TABLE SIZE	STANDARD LIST
Curved Room Divider with magnetic sound reducing white board upper panel and lower acoustical panel	Caster FRW-80DRG-70-C	91w 30d 70h	\$7,014
	Glide FRW-80DRG-70-G	91w 30d 70h	\$6,844
Panels can come with caster or glides			
Acoustical Panel Colors		Metal Finishes	
Marble		White	
Grey		Black Wrinkle	
Pepper		Mist Grey	
Charcoal		Metallic Silver	
Oat		Argento 305	
Stone		Argento 308	
Earth Brown			
Teal			
Midnight Blue			
Pear			
Red			
Pumpkin			






Straight Room Divider with magnetic sound reducing white board upper panel and lower acoustical panel	Caster FRW-48SRT-70-C	50w 21d 70h	\$5,362
	Glide FRW-48SRT-70-G	50w 21d 70h	\$5,228
Panels can come with caster or glides			
Acoustical Panel Colors		Metal Finishes	
Marble		White	
Grey		Black Wrinkle	
Pepper		Mist Grey	
Charcoal		Metallic Silver	
Oat		Argento 305	
Stone		Argento 308	
Earth Brown			
Teal			
Midnight Blue			
Pear			
Red			
Pumpkin			





Straight Room Divider with magnetic sound reducing white board upper panel and lower acoustical panel	Caster FRW-60SRT-70-C	62w 21d 70h	\$6,228
	Glide FRW-60SRT-70-G	62w 21d 70h	\$6,320
Panels can come with caster or glides			
Acoustical Panel Colors		Metal Finishes	
Marble		White	
Grey		Black Wrinkle	
Pepper		Mist Grey	
Charcoal		Metallic Silver	
Oat		Argento 305	
Stone		Argento 308	
Earth Brown			
Teal			
Midnight Blue			
Pear			
Red			
Pumpkin			





Straight Room Divider with magnetic sound reducing white board upper panel and lower acoustical panel	Caster FRW-72SRT-70-C	74w 21d 70h	\$6,731
	Glide FRW-72SRT-70-G	74w 21d 70h	\$6,505
Panels can come with caster or glides			
Acoustical Panel Colors		Metal Finishes	
Marble		White	
Grey		Black Wrinkle	
Pepper		Mist Grey	
Charcoal		Metallic Silver	
Oat		Argento 305	
Stone		Argento 308	
Earth Brown			
Teal			
Midnight Blue			
Pear			
Red			
Pumpkin			

TABLES	DESCRIPTION	ITEM NO	TABLE SIZE	STANDARD LIST
	Round Plastic Laminate Table with metal X base	FRW-X-TBL-30-29	30dia 29h	\$1,707
		FRW-X-TBL-36-29	36dia 29h	\$1,927
		FRW-X-TBL-42-29	42dia 29h	\$2,089
	Table can come with caster or glides	FRW-X-TBL-48-29	48dia 29h	\$2,255
		Caster FRW-X-TBL-30-29-C	30dia 29h	\$1,744
	Caster FRW-X-TBL-36-29-C	36dia 29h	\$1,980	
	Caster FRW-X-TBL-42-29-C	42dia 29h	\$2,137	
	Caster FRW-X-TBL-48-29-C	48dia 29h	\$2,308	
	Square Plastic Laminate Table with metal X base	FRW-X-TBL-3030-29	30w 30d 29h	\$1,530
		FRW-X-TBL-3636-29	36w 36d 29h	\$1,601
		FRW-X-TBL-4242-29	42w 42d 29h	\$1,907
	Table can come with caster or glides	FRW-X-TBL-4848-29	48w 48d 29h	\$1,922
		Caster FRW-X-TBL-3030-29-C	30w 30d 29h	\$1,562
	Caster FRW-X-TBL-3636-29-C	36w 36d 29h	\$1,633	
	Caster FRW-X-TBL-4242-29-C	42w 42d 29h	\$1,942	
	Caster FRW-X-TBL-4848-29-C	48w 48d 29h	\$1,961	
	Triangle Plastic Laminate Table with metal X base	FRW-X-A-TBL-4242-29	42w 42d 29h	\$2,644
		FRW-X-A-TBL-4848-29	48w 48d 29h	\$2,659
	Table can come with caster or glides	Caster FRW-X-A-TBL-4242-29-C	42w 42d 29h	\$2,698
	Caster FRW-X-A-TBL-4848-29-C	48w 48d 29h	\$2,712	
<p>Plastic laminate or Marmoleum® top with PVC edgeband standard. Veneer top and/or wood edgeband subject to up-charge. Agati powdercoat finish standard. Chrome finish subject to up-charge. Zodiac, Stone and Solid Surface available by request. Wire management available by request</p> <p>Standard laminates include: Wilsonart series 60 finish and Formica series 58 finish All other laminate series may be subject to up charge.</p> <p>Custom modifications available upon request. Electrical, wire management and accessories available, see electrical section for options</p>				

TABLES	DESCRIPTION	ITEM NO	TABLE SIZE	STANDARD LIST	
	Rectangle Plastic Laminate Table with metal Y base	FRW-Y-TBL-6024-29	60w 24d 29h	\$2,212	
		FRW-Y-TBL-7224-29	72w 24d 29h	\$2,423	
		FRW-Y-TBL-8424-29	84w 24d 29h	\$2,537	
		FRW-Y-TBL-9624-29	96w 24d 29h	\$2,664	
	Table can come with caster or glides	FRW-Y-TBL-6036-29	FRW-Y-TBL-6036-29	60w 36d 29h	\$2,847
			FRW-Y-TBL-7236-29	72w 36d 29h	\$3,225
			FRW-Y-TBL-8436-29	84w 36d 29h	\$3,249
			FRW-Y-TBL-9636-29	96w 36d 29h	\$3,812
		FRW-Y-TBL-6042-29	FRW-Y-TBL-6042-29	60w 42d 29h	\$2,854
			FRW-Y-TBL-7242-29	72w 42d 29h	\$3,233
			FRW-Y-TBL-8442-29	84w 42d 29h	\$3,264
			FRW-Y-TBL-9642-29	96w 42d 29h	\$3,316
		FRW-Y-TBL-6048-29	FRW-Y-TBL-6048-29	60w 48d 29h	\$2,854
			FRW-Y-TBL-7248-29	72w 48d 29h	\$3,233
			FRW-Y-TBL-8448-29	84w 48d 29h	\$3,264
			FRW-Y-TBL-9648-29	96w 48d 29h	\$3,316
	<hr/>				
		Caster	FRW-Y-TBL-6024-29-C	60w 24d 29h	\$2,277
		Caster	FRW-Y-TBL-7224-29-C	72w 24d 29h	\$2,488
		Caster	FRW-Y-TBL-8424-29-C	84w 24d 29h	\$2,590
		Caster	FRW-Y-TBL-9624-29-C	96w 24d 29h	\$2,717
		Caster	FRW-Y-TBL-6036-29-C	60w 36d 29h	\$2,889
		Caster	FRW-Y-TBL-7236-29-C	72w 36d 29h	\$3,267
		Caster	FRW-Y-TBL-8436-29-C	84w 36d 29h	\$3,291
	Caster	FRW-Y-TBL-9636-29-C	96w 36d 29h	\$3,854	
	Caster	FRW-Y-TBL-6042-29-C	60w 42d 29h	\$2,896	
	Caster	FRW-Y-TBL-7242-29-C	72w 42d 29h	\$3,275	
	Caster	FRW-Y-TBL-8442-29-C	84w 42d 29h	\$3,306	
	Caster	FRW-Y-TBL-9642-29-C	96w 42d 29h	\$3,358	
	Caster	FRW-Y-TBL-6048-29-C	60w 48d 29h	\$2,896	
	Caster	FRW-Y-TBL-7248-29-C	72w 48d 29h	\$3,275	
	Caster	FRW-Y-TBL-8448-29-C	84w 48d 29h	\$3,306	
	Caster	FRW-Y-TBL-9648-29-C	96w 48d 29h	\$3,358	
<hr/>					
	Caster and Flip	FRW-Y-TBL-6024-29-C-F	60w 24d 29h	\$2,754	
	Caster and Flip	FRW-Y-TBL-7224-29-C-F	72w 24d 29h	\$2,977	
	Caster and Flip	FRW-Y-TBL-8424-29-C-F	84w 24d 29h	\$3,063	
	Caster and Flip	FRW-Y-TBL-9624-29-C-F	96w 24d 29h	\$3,189	
	Caster and Flip	FRW-Y-TBL-6036-29-C-F	60w 36d 29h	\$3,401	
	Caster and Flip	FRW-Y-TBL-7236-29-C-F	72w 36d 29h	\$3,802	
	Caster and Flip	FRW-Y-TBL-8436-29-C-F	84w 36d 29h	\$3,809	
	Caster and Flip	FRW-Y-TBL-9636-29-C-F	96w 36d 29h	\$4,379	
<hr/>					
	Plastic laminate or Marmoleum® top with PVC edgeband standard. Veneer top and/or wood edgeband subject to up-charge.				
	Agati powdercoat finish standard. Chrome finish subject to up-charge.				
	Zodiac, Stone and Solid Surface available by request.				
	Wire management available by request				
	Standard laminates include: Wilsonart series 60 finish and Formica series 58 finish All other laminate series may be subject to up charge.				
	Custom modifications available upon request.				
	Electrical, wire management and accessories available, see electrical section for options				

TABLES	DESCRIPTION	ITEM NO	TABLE SIZE	STANDARD LIST	
	Rectangle Plastic Laminate Table with metal T base Table can come with caster or glides	FRW-T-TBL-3624-29	36w 24d 29h	\$1,736	
		FRW-T-TBL-4224-29	42w 24d 29h	\$1,686	
		FRW-T-TBL-4824-29	48w 24d 29h	\$1,740	
		FRW-T-TBL-5424-29	54w 24d 29h	\$1,707	
		FRW-T-TBL-6024-29	60w 24d 29h	\$1,816	
		FRW-T-TBL-7224-29	72w 24d 29h	\$2,005	
		FRW-T-TBL-3630-29	36w 30d 29h	\$1,783	
		FRW-T-TBL-4230-29	42w 30d 29h	\$1,756	
		FRW-T-TBL-4830-29	48w 30d 29h	\$1,754	
		FRW-T-TBL-5430-29	54w 30d 29h	\$1,863	
		FRW-T-TBL-6030-29	60w 30d 29h	\$1,863	
		FRW-T-TBL-7230-29	72w 30d 29h	\$2,001	
		FRW-T-TBL-3636-29	42w 36d 29h	\$1,843	
		FRW-T-TBL-4236-29	42w 36d 29h	\$1,900	
		FRW-T-TBL-4836-29	48w 36d 29h	\$1,900	
		FRW-T-TBL-5436-29	54w 36d 29h	\$2,279	
		FRW-T-TBL-6036-29	60w 36d 29h	\$2,279	
		FRW-T-TBL-7236-29	72w 36d 29h	\$2,634	
		FRW-T-TBL-4848-29	48w 48d 29h	\$2,229	
		FRW-T-TBL-5448-29	54w 48d 29h	\$2,465	
		FRW-T-TBL-6048-29	60w 48d 29h	\$2,465	
		FRW-T-TBL-7248-29	72w 48d 29h	\$2,832	
		Caster	FRW-T-TBL-3624-29-C	36w 24d 29h	\$1,801
		Caster	FRW-T-TBL-4224-29-C	42w 24d 29h	\$1,751
		Caster	FRW-T-TBL-4824-29-C	48w 24d 29h	\$1,804
		Caster	FRW-T-TBL-5424-29-C	54w 24d 29h	\$1,814
		Caster	FRW-T-TBL-6024-29-C	60w 24d 29h	\$1,881
		Caster	FRW-T-TBL-7224-29-C	72w 24d 29h	\$2,071
Caster	FRW-T-TBL-3630-29-C	36w 30d 29h	\$1,848		
Caster	FRW-T-TBL-4230-29-C	42w 30d 29h	\$1,821		
Caster	FRW-T-TBL-4830-29-C	48w 30d 29h	\$1,862		
Caster	FRW-T-TBL-5430-29-C	54w 30d 29h	\$1,928		
Caster	FRW-T-TBL-6030-29-C	60w 30d 29h	\$1,928		
Caster	FRW-T-TBL-7230-29-C	72w 30d 29h	\$2,066		
Caster	FRW-T-TBL-3636-29-C	36w 36d 29h	\$1,909		
Caster	FRW-T-TBL-4236-29-C	42w 36d 29h	\$1,946		
Caster	FRW-T-TBL-4836-29-C	48w 36d 29h	\$1,946		
Caster	FRW-T-TBL-5436-29-C	54w 36d 29h	\$2,343		
Caster	FRW-T-TBL-6036-29-C	60w 36d 29h	\$2,343		
Caster	FRW-T-TBL-7236-29-C	72w 36d 29h	\$2,699		
Caster	FRW-T-TBL-4848-29-C	48w 48d 29h	\$2,271		
Caster	FRW-T-TBL-5448-29-C	54w 48d 29h	\$2,530		
Caster	FRW-T-TBL-6048-29-C	60w 48d 29h	\$2,530		
Caster	FRW-T-TBL-7248-29-C	72w 48d 29h	\$2,897		
Caster and Flip	FRW-T-TBL-3624-29-C-F	36w 24d 29h	\$2,288		
Caster and Flip	FRW-T-TBL-4224-29-C-F	42w 24d 29h	\$2,219		
Caster and Flip	FRW-T-TBL-4824-29-C-F	48w 24d 29h	\$2,279		
Caster and Flip	FRW-T-TBL-5424-29-C-F	54w 24d 29h	\$2,281		
Caster and Flip	FRW-T-TBL-6024-29-C-F	60w 24d 29h	\$2,385		
Caster and Flip	FRW-T-TBL-7224-29-C-F	72w 24d 29h	\$2,567		
Caster and Flip	FRW-T-TBL-3630-29-C-F	36w 30d 29h	\$2,325		
Caster and Flip	FRW-T-TBL-4230-29-C-F	42w 30d 29h	\$2,312		
Caster and Flip	FRW-T-TBL-4830-29-C-F	48w 30d 29h	\$2,325		
Caster and Flip	FRW-T-TBL-5430-29-C-F	54w 30d 29h	\$2,430		
Caster and Flip	FRW-T-TBL-6030-29-C-F	60w 30d 29h	\$2,430		
Caster and Flip	FRW-T-TBL-7230-29-C-F	72w 30d 29h	\$2,562		
Caster and Flip	FRW-T-TBL-3636-29-C-F	36w 36d 29h	\$2,290		
Caster and Flip	FRW-T-TBL-4236-29-C-F	42w 36d 29h	\$2,325		
Caster and Flip	FRW-T-TBL-4836-29-C-F	48w 36d 29h	\$2,325		
Caster and Flip	FRW-T-TBL-5436-29-C-F	54w 36d 29h	\$2,766		
Caster and Flip	FRW-T-TBL-6036-29-C-F	60w 36d 29h	\$2,766		
Caster and Flip	FRW-T-TBL-7236-29-C-F	72w 36d 29h	\$3,112		
Plastic laminate or Marmoleum® top with PVC edgeband standard. Veneer top and/or wood edgeband subject to up-charge. Agati powdercoat finish standard. Chrome finish subject to up-charge. Zodiac, Stone and Solid Surface available by request. Wire management available by request Standard laminates include: Wilsonart series 60 finish and Formica series 58 finish All other laminate series may be subject to up charge. Custom modifications available upon request. Electrical, wire management and accessories available, see electrical section for options					

TABLES	DESCRIPTION	ITEM NO	TABLE SIZE	STANDARD LIST	
	Convex and Concave Plastic Laminate Table with metal T base	FRW-T-TA-TBL-5442-29	54w 42d 29h	\$2,839	
		FRW-T-TA-TBL-6042-29	60w 42d 29h	\$2,877	
		FRW-T-TA-TBL-7242-29	72w 42d 29h	\$2,905	
	Table can come with caster or glides	FRW-T-TA-TBL-5448-29	54w 48d 29h	\$2,950	
		FRW-T-TA-TBL-6048-29	60w 48d 29h	\$2,964	
		FRW-T-TA-TBL-7248-29	72w 48d 29h	\$2,993	
		Caster	FRW-T-TA-TBL-5442-29-C	54w 42d 29h	\$2,892
		Caster	FRW-T-TA-TBL-6042-29-C	60w 42d 29h	\$2,930
		Caster	FRW-T-TA-TBL-7242-29-C	72w 42d 29h	\$2,959
	Caster	FRW-T-TA-TBL-5448-29-C	54w 48d 29h	\$3,003	
	Caster	FRW-T-TA-TBL-6048-29-C	60w 48d 29h	\$3,018	
	Caster	FRW-T-TA-TBL-7248-29-C	72w 48d 29h	\$3,046	
<p>Plastic laminate or Marmoleum® top with PVC edgeband standard. Veneer top and/or wood edgeband subject to up-charge. Agati powdercoat finish standard. Chrome finish subject to up-charge. Zodiac, Stone and Solid Surface available by request. Wire management available by request</p> <p>Standard laminates include: Wilsonart series 60 finish and Formica series 58 finish All other laminate series may be subject to up charge.</p> <p>Custom modifications available upon request. Electrical, wire management and accessories available, see electrical section for options</p>					

TABLES	DESCRIPTION	ITEM NO	TABLE SIZE	STANDARD LIST
	Boat Shape Plastic Laminate Table with metal T base	FRW-Y-BT-TBL-6036-29	60w 36d 29h	\$3,315
		FRW-Y-BT-TBL-7236-29	72w 36d 29h	\$3,339
		FRW-Y-BT-TBL-8436-29	84w 36d 29h	\$3,367
	Table can come with caster or glides	FRW-Y-BT-TBL-9636-29	96w 36d 29h	\$3,416
		FRW-Y-BT-TBL-6042-29	60w 42d 29h	\$3,327
		FRW-Y-BT-TBL-7242-29	72w 42d 29h	\$3,362
		FRW-Y-BT-TBL-8442-29	84w 42d 29h	\$3,390
		FRW-Y-BT-TBL-9642-29	96w 42d 29h	\$3,451
		FRW-Y-BT-TBL-6048-29	60w 48d 29h	\$3,540
		FRW-Y-BT-TBL-7248-29	72w 48d 29h	\$3,558
		FRW-Y-BT-TBL-8448-29	84w 48d 29h	\$3,586
		FRW-Y-BT-TBL-9648-29	96w 48d 29h	\$3,641
		Caster FRW-Y-BT-TBL-6036-29-C	60w 36d 29h	\$3,357
		Caster FRW-Y-BT-TBL-7236-29-C	72w 36d 29h	\$3,380
		Caster FRW-Y-BT-TBL-8436-29-C	84w 36d 29h	\$3,409
		Caster FRW-Y-BT-TBL-9636-29-C	96w 36d 29h	\$3,457
		Caster FRW-Y-BT-TBL-6042-29-C	60w 42d 29h	\$3,369
		Caster FRW-Y-BT-TBL-7242-29-C	72w 42d 29h	\$3,404
Caster FRW-Y-BT-TBL-8442-29-C	84w 42d 29h	\$3,432		
Caster FRW-Y-BT-TBL-9642-29-C	96w 42d 29h	\$3,493		
Caster FRW-Y-BT-TBL-6048-29-C	60w 48d 29h	\$3,582		
Caster FRW-Y-BT-TBL-7248-29-C	72w 48d 29h	\$3,599		
Caster FRW-Y-BT-TBL-8448-29-C	84w 48d 29h	\$3,627		
Caster FRW-Y-BT-TBL-9648-29-C	96w 48d 29h	\$3,682		
<p>Plastic laminate or Marmoleum® top with PVC edgeband standard. Veneer top and/or wood edgeband subject to up-charge. Agati powdercoat finish standard. Chrome finish subject to up-charge. Zodiac, Stone and Solid Surface available by request. Wire management available by request</p> <p>Standard laminates include: Wilsonart series 60 finish and Formica series 58 finish All other laminate series may be subject to up charge.</p> <p>Custom modifications available upon request. Electrical, wire management and accessories available, see electrical section for options</p>				

AGATI**FAN SEATING**

FAN	DESCRIPTION	ITEM NO	SIZE	STANDARD LIST
-----	-------------	---------	------	---------------



Arm chair with self centering chrome disc base

FAN-STG-1000

31w 26.5d 29.5h 18sh

\$2,699

COM requirement: 3 yards of 54" wide plain fabric.

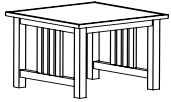
Warranty 5 years

AGATI

FRYE COLLECTION--TABLES

OCCASIONAL TABLES

DESCRIPTION	ITEM NO	SIZE	STANDARD LIST
-------------	---------	------	---------------



Square Occasional Table

Red Oak

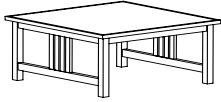
FRY-TBL-OCC-2424-18-RO	24w 24d 18h	\$4,180
FRY-TBL-OCC-3030-18-RO	30w 30d 18h	\$4,759
FRY-TBL-OCC-3636-18-RO	36w 36d 18h	\$5,531
FRY-TBL-OCC-2424-21-RO	24w 24d 21h	\$4,378
FRY-TBL-OCC-3030-21-RO	30w 30d 21h	\$5,003
FRY-TBL-OCC-3636-21-RO	36w 36d 21h	\$5,815

Cherry

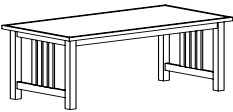
FRY-TBL-OCC-2424-18-C	24w 24d 18h	\$4,560
FRY-TBL-OCC-3030-18-C	30w 30d 18h	\$5,168
FRY-TBL-OCC-3636-18-C	36w 36d 18h	\$5,946
FRY-TBL-OCC-2424-21-C	24w 24d 21h	\$4,799
FRY-TBL-OCC-3030-21-C	30w 30d 21h	\$5,423
FRY-TBL-OCC-3636-21-C	36w 36d 21h	\$6,258

Maple

FRY-TBL-OCC-2424-18-M	24w 24d 18h	\$4,634
FRY-TBL-OCC-3030-18-M	30w 30d 18h	\$5,236
FRY-TBL-OCC-3636-18-M	36w 36d 18h	\$5,991
FRY-TBL-OCC-2424-21-M	24w 24d 21h	\$4,872
FRY-TBL-OCC-3030-21-M	30w 30d 21h	\$5,491
FRY-TBL-OCC-3636-21-M	36w 36d 21h	\$6,286



Rectangular Occasional Table



Red Oak

FRY-TBL-OCC-3024-18-RO	30w 24d 18h	\$3,208
FRY-TBL-OCC-3624-18-RO	36w 24d 18h	\$3,532
FRY-TBL-OCC-4824-18-RO	48w 24d 18h	\$4,055
FRY-TBL-OCC-3024-21-RO	30w 24d 21h	\$3,379
FRY-TBL-OCC-3624-21-RO	36w 24d 21h	\$3,708
FRY-TBL-OCC-4824-21-RO	48w 24d 21h	\$4,259

Cherry

FRY-TBL-OCC-3024-18-C	30w 24d 18h	\$3,583
FRY-TBL-OCC-3624-18-C	36w 24d 18h	\$3,918
FRY-TBL-OCC-4824-18-C	48w 24d 18h	\$4,452
FRY-TBL-OCC-3024-21-C	30w 24d 21h	\$3,771
FRY-TBL-OCC-3624-21-C	36w 24d 21h	\$4,111
FRY-TBL-OCC-4824-21-C	48w 24d 21h	\$4,674

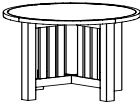
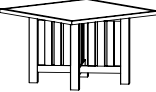
Maple

FRY-TBL-OCC-3024-18-M	30w 24d 18h	\$3,668
FRY-TBL-OCC-3624-18-M	36w 24d 18h	\$4,009
FRY-TBL-OCC-4824-18-M	48w 24d 18h	\$4,515
FRY-TBL-OCC-3024-21-M	30w 24d 21h	\$3,856
FRY-TBL-OCC-3624-21-M	36w 24d 21h	\$4,202
FRY-TBL-OCC-4824-21-M	48w 24d 21h	\$4,742

Veneer top standard, plastic laminate or Marmoleum® add 15%.
 Custom modifications upon request.


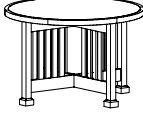
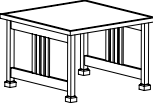
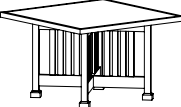
AGATI

FRYE COLLECTION--TABLES

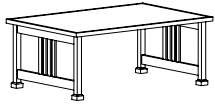
OCCASIONAL TABLES	DESCRIPTION	ITEM NO	SIZE	STANDARD LIST
	Round X-Base Occasional Table	Red Oak		
		FRY-TBX-OCC-24-18-RO	24 Dia. 18h	\$3,208
		FRY-TBX-OCC-30-18-RO	30 Dia. 18h	\$3,532
		FRY-TBX-OCC-36-18-RO	36 Dia. 18h	\$4,055
		FRY-TBX-OCC-24-21-RO	24 Dia. 21h	\$3,379
		FRY-TBX-OCC-30-21-RO	30 Dia. 21h	\$3,708
		FRY-TBX-OCC-36-21-RO	36 Dia. 21h	\$4,259
		Cherry		
		FRY-TBX-OCC-24-18-C	24 Dia. 18h	\$3,583
		FRY-TBX-OCC-30-18-C	30 Dia. 18h	\$3,918
		FRY-TBX-OCC-36-18-C	36 Dia. 18h	\$4,452
		FRY-TBX-OCC-24-21-C	24 Dia. 21h	\$3,771
		FRY-TBX-OCC-30-21-C	30 Dia. 21h	\$4,111
		FRY-TBX-OCC-36-21-C	36 Dia. 21h	\$4,674
		Maple		
		FRY-TBX-OCC-24-18-M	24 Dia. 18h	\$3,668
		FRY-TBX-OCC-30-18-M	30 Dia. 18h	\$4,009
		FRY-TBX-OCC-36-18-M	36 Dia. 18h	\$4,515
FRY-TBX-OCC-24-21-M	24 Dia. 21h	\$3,856		
FRY-TBX-OCC-30-21-M	30 Dia. 21h	\$4,202		
FRY-TBX-OCC-36-21-M	36 Dia. 21h	\$4,742		
	Square X-Base Occasional Table	Red Oak		
		FRY-TBX-OCC-2424-18-RO	24w 24d 18h	\$3,646
		FRY-TBX-OCC-3030-18-RO	30w 30d 18h	\$3,850
		FRY-TBX-OCC-3636-18-RO	36w 36d 18h	\$4,282
		FRY-TBX-OCC-2424-21-RO	24w 24d 21h	\$3,822
		FRY-TBX-OCC-3030-21-RO	30w 30d 21h	\$4,049
		FRY-TBX-OCC-3636-21-RO	36w 36d 21h	\$4,492
		Cherry		
		FRY-TBX-OCC-2424-18-C	24w 24d 18h	\$4,111
		FRY-TBX-OCC-3030-18-C	30w 30d 18h	\$4,526
		FRY-TBX-OCC-3636-18-C	36w 36d 18h	\$4,810
		FRY-TBX-OCC-2424-21-C	24w 24d 21h	\$4,316
		FRY-TBX-OCC-3030-21-C	30w 30d 21h	\$4,753
		FRY-TBX-OCC-3636-21-C	36w 36d 21h	\$5,048
		Maple		
		FRY-TBX-OCC-2424-18-M	24w 24d 18h	\$4,197
		FRY-TBX-OCC-3030-18-M	30w 30d 18h	\$4,248
		FRY-TBX-OCC-3636-18-M	36w 36d 18h	\$4,929
FRY-TBX-OCC-2424-21-M	24w 24d 21h	\$4,418		
FRY-TBX-OCC-3030-21-M	30w 30d 21h	\$4,463		
FRY-TBX-OCC-3636-21-M	36w 36d 21h	\$5,173		

Veneer top standard, plastic laminate or Marmoleum® add 15%.
Custom modifications upon request.

STUDY TABLES

	DESCRIPTION	ITEM NO	SIZE	STANDARD LIST
	Round Study Table with edgeband, 4 wood legs, wood feet. Note: Table is not ADA compliant.	Red Oak		
		FRY-TBL-42-30-RO	42 Dia. 30h	\$9,467
		FRY-TBL-48-30-RO	48 Dia. 30h	\$9,657
		Cherry		
		FRY-TBL-42-30-C	42 Dia. 30h	\$9,795
		FRY-TBL-48-30-C	48 Dia. 30h	\$9,977
		Maple		
		FRY-TBL-42-30-M	42 Dia. 30h	\$9,514
		FRY-TBL-48-30-M	48 Dia. 30h	\$9,735
	Round Study Table with edgeband, X-base with 4 slat detail, wood feet. Note: Table is not ADA compliant.	Red Oak		
		FRY-TBX-48-30-RO	48 Dia. 30h	\$9,886
		FRY-TBX-54-30-RO	54 Dia. 30h	\$11,255
		FRY-TBX-60-30-RO	60 Dia. 30h	\$12,044
		Cherry		
		FRY-TBX-48-30-C	48 Dia. 30h	\$10,195
		FRY-TBX-54-30-C	54 Dia. 30h	\$12,353
		FRY-TBX-60-30-C	60 Dia. 30h	\$12,709
		Maple		
FRY-TBX-48-30-M	48 Dia. 30h	\$9,962		
FRY-TBX-54-30-M	54 Dia. 30h	\$11,478		
FRY-TBX-60-30-M	60 Dia. 30h	\$12,124		
	Square Study Table with edgeband, Stretcher base with 4 slat detail, wood feet.	Red Oak		
		FRY-TBL-4848-30-RO	48w 48d 30h	\$8,902
		FRY-TBL-5454-30-RO	54w 54d 30h	\$9,872
		FRY-TBL-6060-30-RO	60w 60d 30h	\$11,084
		Cherry		
		FRY-TBL-4848-30-C	48w 48d 30h	\$9,330
		FRY-TBL-5454-30-C	54w 54d 30h	\$11,378
		FRY-TBL-6060-30-C	60w 60d 30h	\$11,640
		Maple		
FRY-TBL-4848-30-M	48w 48d 30h	\$9,106		
FRY-TBL-5454-30-M	54w 54d 30h	\$10,893		
FRY-TBL-6060-30-M	60w 60d 30h	\$11,122		
	Square Study Table with edgeband, X-Base with 4 slat detail, wood feet. Note: Table is not ADA compliant.	Red Oak		
		FRY-TBX-4848-30-RO	48w 48d 30h	\$9,149
		FRY-TBX-5454-30-RO	54w 54d 30h	\$10,865
		FRY-TBX-6060-30-RO	60w 60d 30h	\$11,155
		Cherry		
		FRY-TBX-4848-30-C	48w 48d 30h	\$9,401
		FRY-TBX-5454-30-C	54w 54d 30h	\$11,454
		FRY-TBX-6060-30-C	60w 60d 30h	\$11,687
		Maple		
FRY-TBX-4848-30-M	48w 48d 30h	\$9,178		
FRY-TBX-5454-30-M	54w 54d 30h	\$10,970		
FRY-TBX-6060-30-M	60w 60d 30h	\$11,193		
Plastic laminate or Marmoleum® top standard, veneer top add 10% Electrical, wire management and accessories available, see electrical section for options Custom modifications, youth and standing heights available upon request.				

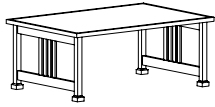
STUDY TABLES



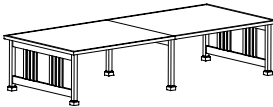
DESCRIPTION	ITEM NO	SIZE	STANDARD LIST	
Rectangular Study Table with edgeband, stretcher base with 4 slat detail, wood feet.	Red Oak			
	FRY-TBL-4836-30-RO	48w 36d 30h	\$8,322	
	FRY-TBL-6036-30-RO	60w 36d 30h	\$8,731	
	FRY-TBL-7236-30-RO	72w 36d 30h	\$8,916	
	FRY-TBL-4842-30-RO	48w 42d 30h	\$9,268	
	FRY-TBL-6042-30-RO	60w 42d 30h	\$9,368	
	FRY-TBL-7242-30-RO	72w 42d 30h	\$9,553	
	FRY-TBL-8442-30-RO	84w 42d 30h	\$9,910	
	FRY-TBL-9642-30-RO	96w 42d 30h	\$10,342	
	FRY-TBL-6048-30-RO	60w 48d 30h	\$9,316	
	FRY-TBL-7248-30-RO	72w 48d 30h	\$10,038	
	FRY-TBL-8448-30-RO	84w 48d 30h	\$10,285	
	FRY-TBL-9648-30-RO	96w 48d 30h	\$11,036	
	FRY-TBL-10848-30-RO	108w 48d 30h	\$11,155	
	FRY-TBL-8454-30-RO	84w 54d 30h	\$10,931	
	FRY-TBL-9654-30-RO	96w 54d 30h	\$11,141	
	FRY-TBL-10854-30-RO	108w 54d 30h	\$11,454	
	FRY-TBL-12054-30-RO	120w 54d 30h	\$12,277	
	FRY-TBL-8460-30-RO	84w 60d 30h	\$11,378	
	FRY-TBL-9660-30-RO	96w 60d 30h	\$11,573	
	FRY-TBL-10860-30-RO	108w 60d 30h	\$12,201	
	FRY-TBL-12060-30-RO	120w 60d 30h	\$12,410	
	Cherry			
	FRY-TBL-4836-30-C	48w 36d 30h	\$8,655	
	FRY-TBL-6036-30-C	60w 36d 30h	\$9,083	
	FRY-TBL-7236-30-C	72w 36d 30h	\$9,216	
	FRY-TBL-4842-30-C	48w 42d 30h	\$9,401	
	FRY-TBL-6042-30-C	60w 42d 30h	\$9,715	
FRY-TBL-7242-30-C	72w 42d 30h	\$9,962		
FRY-TBL-8442-30-C	84w 42d 30h	\$10,337		
FRY-TBL-9642-30-C	96w 42d 30h	\$10,760		
FRY-TBL-6048-30-C	60w 48d 30h	\$9,662		
FRY-TBL-7248-30-C	72w 48d 30h	\$10,561		
FRY-TBL-8448-30-C	84w 48d 30h	\$10,822		
FRY-TBL-9648-30-C	96w 48d 30h	\$11,621		
FRY-TBL-10848-30-C	108w 48d 30h	\$11,754		
FRY-TBL-8454-30-C	84w 54d 30h	\$11,716		
FRY-TBL-9654-30-C	96w 54d 30h	\$11,939		
FRY-TBL-10854-30-C	108w 54d 30h	\$12,315		
FRY-TBL-12054-30-C	120w 54d 30h	\$13,151		
FRY-TBL-8460-30-C	84w 60d 30h	\$12,253		
FRY-TBL-9660-30-C	96w 60d 30h	\$12,538		
FRY-TBL-10860-30-C	108w 60d 30h	\$13,180		
FRY-TBL-12060-30-C	120w 60d 30h	\$13,431		

Plastic laminate or Marmoleum® top standard, veneer top add 10%
 Electrical, wire management and accessories available, see electrical section for options
 Custom modifications, youth and standing heights available upon request.

STUDY TABLES



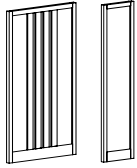
DESCRIPTION	ITEM NO	SIZE	STANDARD LIST
Rectangular Study Table with edgeband. Stretcher base with 4 slat detail, wood feet.	Maple		
	FRY-TBL-4836-30-M	48w 36d 30h	\$8,393
	FRY-TBL-6036-30-M	60w 36d 30h	\$8,807
	FRY-TBL-7236-30-M	72w 36d 30h	\$8,954
	FRY-TBL-4842-30-M	48w 42d 30h	\$9,344
	FRY-TBL-6042-30-M	60w 42d 30h	\$9,439
	FRY-TBL-7242-30-M	72w 42d 30h	\$9,624
	FRY-TBL-8442-30-M	84w 42d 30h	\$10,038
	FRY-TBL-9642-30-M	96w 42d 30h	\$10,447
	FRY-TBL-6048-30-M	60w 48d 30h	\$9,529
	FRY-TBL-7248-30-M	72w 48d 30h	\$10,195
	FRY-TBL-8448-30-M	84w 48d 30h	\$10,461
	FRY-TBL-9648-30-M	96w 48d 30h	\$11,240
	FRY-TBL-10848-30-M	108w 48d 30h	\$11,374
	FRY-TBL-8454-30-M	84w 54d 30h	\$11,321
	FRY-TBL-9654-30-M	96w 54d 30h	\$11,545
	FRY-TBL-10854-30-M	108w 54d 30h	\$11,901
	FRY-TBL-12054-30-M	120w 54d 30h	\$12,723
	FRY-TBL-8460-30-M	84w 60 30h	\$11,816
	FRY-TBL-9660-30-M	96w 60d 30h	\$12,053
FRY-TBL-10860-30-M	108w 60d 30h	\$12,685	
FRY-TBL-12060-30-M	120w 60d 30h	\$12,947	



Rectangular Study Table with edgeband. Stretcher base with 4 slat detail, 6 legs, wood feet.	Red Oak		
	FRY-TBL-13254-30-RO	132w 54d 30h	\$12,410
	FRY-TBL-14454-30-RO	144w 54d 30h	\$16,359
	FRY-TBL-13260-30-RO	132w 60d 30h	\$12,410
	FRY-TBL-14460-30-RO	144w 60d 30h	\$17,029
	Cherry		
	FRY-TBL-13254-30-C	132w 54d 30h	\$13,431
	FRY-TBL-14454-30-C	144w 54d 30h	\$17,528
	FRY-TBL-13260-30-C	132w 60d 30h	\$13,431
	FRY-TBL-14460-30-C	144w 60d 30h	\$18,336
	Maple		
	FRY-TBL-13254-30-M	132w 54d 30h	\$12,947
	FRY-TBL-14454-30-M	144w 54d 30h	\$16,939
	FRY-TBL-13260-30-M	132w 60d 30h	\$12,947
	FRY-TBL-14460-30-M	144w 60d 30h	\$17,676

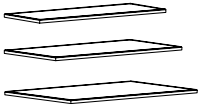
Plastic laminate or Marmoleum® top standard, veneer top add 10%
 Electrical, wire management and accessories available, see electrical section for options
 Custom modifications, youth and standing heights available upon request.

END PANELS



DESCRIPTION	ITEM NO	SIZE	STANDARD LIST
Single Faced End Panel Up to 66" high (h) Up to 90" high (h)	Red Oak FRY-EP-SF-1266-RO FRY-EP-SF-1290-RO	12w 66h 1.25th 12w 90h 1.25th	\$2,255 \$2,307
Double Faced End Panel Up to 66" high (h) Up to 90" high (h)	FRY-EP-DF-2466-RO FRY-EP-DF-2490-RO	24w 66h 1.25th 24w 90h 1.25th	\$3,050 \$3,206
Single Faced End Panel Up to 66" high (h) Up to 90" high (h)	Cherry FRY-EP-SF-1266-C FRY-EP-SF-1290-C	12w 66h 1.25th 12w 90h 1.25th	\$2,402 \$2,497
Double Faced End Panel Up to 66" high (h) Up to 90" high (h)	FRY-EP-DF-2466-C FRY-EP-DF-2490-C	24w 66h 1.25th 24w 90h 1.25th	\$3,357 \$3,530
Single Faced End Panel Up to 66" high (h) Up to 90" high (h)	Maple FRY-EP-SF-1266-M FRY-EP-SF-1290-M	12w 66h 1.25th 12w 90h 1.25th	\$2,333 \$2,411
Double Faced End Panel Up to 66" high (h) Up to 90" high (h)	FRY-EP-DF-2466-M FRY-EP-DF-2490-M	24w 66h 1.25th 24w 90h 1.25th	\$3,184 \$3,318

TOP CAPS



Single Faced Width Top Cap Priced per foot length (l)	Red Oak FRY-TC-SF-12xx-RO	12w xdl 1.25th	\$277 per linear foot
Double Faced Width Top Cap Priced per foot length (l)	FRY-TC-DF-24xx-RO	24w xdl 1.25th	\$354 per linear foot
File Cabinet Width Top Cap Priced per foot length (l)	FRY-TC-FC-36xx-RO	36w xdl 1.25th	\$488 per linear foot
Single Faced Width Top Cap Priced per foot length (l)	Cherry FRY-TC-SF-12xx-C	12w xdl 1.25th	\$294 per linear foot
Double Faced Width Top Cap Priced per foot length (l)	FRY-TC-DF-24xx-C	24w xdl 1.25th	\$372 per linear foot
File Cabinet Width Top Cap Priced per foot length (l)	FRY-TC-FC-36xx-C	36w xdl 1.25th	\$553 per linear foot
Single Faced Width Top Cap Priced per foot length (l)	Maple FRY-TC-SF-12xx-M	12w xdl 1.25th	\$285 per linear foot
Double Faced Width Top Cap Priced per foot length (l)	FRY-TC-DF-24xx-M	24w xdl 1.25th	\$363 per linear foot
File Cabinet Width Top Cap Priced per foot length (l)	FRY-TC-FC-36xx-M	36w xdl 1.25th	\$514 per linear foot


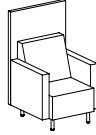
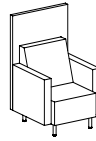
FILLER STRIP MOULDING

Filler Strip Moulding Small-Finished filler strip	FRY-FLLR-3-3-96	8 ft. lengths	\$946 per 8 ft. length
Filler Strip Moulding Large-Finished filler strip	FRY-FLLR-6-3-96	8 ft. lengths	\$1,417 per 8 ft. length

Plastic laminate or Marmoleum® top standard, veneer top add 20%
Custom modifications available upon request.

AGATI

GEE COLLECTION--SEATING

GEE LOUNGE	DESCRIPTION	ITEM NO	SIZE	STANDARD LIST
	Gee Lounge Chair with upholstered arms cushioned seat and back, metal legs*. *(Anodized aluminum)	GEE-STG-2001	31w 29d 33h 18sh 26ah	\$3,626
	COM requirement: 5 yards of 54" wide plain fabric per chair Contrasting Fabric: Seat 2.5 yards, Back 1.75 yards, Arms 3 yards* COL requirement: 122 sq. ft. per chair*			
	Gee Lounge Chair with upholstered arms, cushioned seat and back, metal legs*. Upholstered screen. *(Anodized aluminum)	GEE-STG-2001-UPS	31w 30.75d 48h 18sh 26ah	\$4,784
	COM requirement: 5 yards of 54" wide plain fabric per chair and 3 yards per screen. Contrasting Fabric: Seat 2.5 yards, Back 1.75 yards, Arms 3 yards* COL requirement: 122 sq. ft. per chair, 73.2 sq. ft per screen*			
	Gee Lounge Chair with upholstered arms, cushioned seat and back, metal legs*. Wood veneer screen (maple, cherry, red oak). *(Anodized aluminum)	GEE-STG-2001-WPS	31w 30.25d 48h 18sh 26ah	\$6,939
	COM requirement: 5 yards of 54" wide plain fabric per chair Contrasting Fabric: Seat 2.5 yards, Back 1.75 yards, Arms 3 yards* COL requirement: 122 sq. ft. per chair*			
CUSTOM OPTIONS:		ITEM NO		STANDARD LIST
*Two tone fabric		OPT-UPH-20		\$215
*COL		OPT-UPH-L	add 20%	
Cal 133 Fire Barrier		OPT-UPH-133	per yard	\$171
Casters (non-locking)		OPT-CST-01	n/c	
Ganging (Per chair)		OPT-GNG-01		\$140
Wood Arm Cap Option		OPT-ARM-CAP-GEE		\$329
Tablet Arm, Rectangle. Specify right or left mount		OPT-TAB-01		\$1,073
Tablet Arm, Oval. Specify right or left mount		OPT-TAB-02		\$1,073
Metal handle for Gee & Rio Seating		OPT-MTL-HANDLE-01		\$274
Electrical unit in arm (Axil-Z 1 pwr & 1 USB port)		OPT-GEE-ELEC-01		\$601
* Anodized aluminum- metal legs. Powdercoat legs are not available.				
Built-in surround, custom finishes and other modifications available upon request.				

AGATI

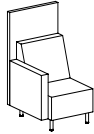
GEE COLLECTION--SEATING

GEE - LEFT ARM FACING



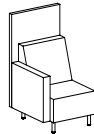
DESCRIPTION	ITEM NO	SIZE	STANDARD LIST
Gee Lounge Chair with upholstered arm, cushioned seat and back, metal legs. Left arm when facing chair. *(Anodized aluminum)	GEE-STG-2001-LAF	27w 29d 33h 18sh 26ah	\$3,177

COM requirement: 3.75 yards of 54" wide plain fabric per chair
 Contrasting Fabric: Seat 2.5 yards, Back 1.75 yards, Arm 1.75 yards*
 COL requirement: 91.5 sq. ft. per chair*



Gee Lounge Chair with upholstered arm, cushioned seat and back, metal legs. Left arm when facing chair. Upholstered screen. *(Anodized aluminum)	GEE-STG-2001-LAF-UPS	27w 30.75d 48h 18sh 26ah	\$4,195
--	----------------------	--------------------------	---------

COM requirement: 3.75 yards of 54" wide plain fabric per chair, 3 yards per screen
 Contrasting Fabric: Seat 2.5 yards, Back 1.75 yards, Arm 1.75 yards*
 COL requirement: 91.5 sq. ft. per chair, 73.2 sq. ft per screen*



Gee Lounge Chair with upholstered arm, cushioned seat and back, metal legs. Left arm when facing chair. Wood veneer screen (maple, cherry, red oak). *(Anodized aluminum)	GEE-STG-2001-LAF-WPS	27w 30.25d 48h 18sh 26ah	\$6,462
---	----------------------	--------------------------	---------

COM requirement: 3.75 yards of 54" wide plain fabric per chair
 Contrasting Fabric: Seat 2.5 yards, Back 1.75 yards, Arm 1.75 yards*
 COL requirement: 91.5 sq. ft. per chair*

CUSTOM OPTIONS:	ITEM NO	STANDARD LIST
*Two tone fabric	OPT-UPH-20	\$215
*COL	OPT-UPH-L	add 20%
Cal 133 Fire Barrier	OPT-UPH-133	per yard
Casters (non-locking)	OPT-CST-01	n/c
Ganging (Per chair)	OPT-GNG-01	\$140
Tablet Arm, Rectangle. Specify right or left mount	OPT-TAB-01	\$1,073
Tablet Arm, Oval. Specify right or left mount	OPT-TAB-02	\$1,073
Wood Arm Cap Option	OPT-ARM-CAP-GEE-1	\$329
Metal handle for Gee & Rio Seating	OPT-MTL-HANDLE-01	\$274
Electrical unit in arm (Axil-Z 1 pwr & 1 USB port)	OPT-GEE-ELEC-01	\$601

* Anodized aluminum- metal legs. Powdercoat Legs are not available.
 Built-in surround, custom finishes and other modifications available upon request.

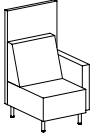
AGATI

GEE COLLECTION--SEATING

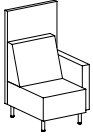
GEE - RIGHT ARM FACING



DESCRIPTION	ITEM NO	SIZE	STANDARD LIST
Gee Lounge Chair with upholstered arm, cushioned seat and back, metal legs. Right arm when facing chair.	GEE-STG-2001-RAF	27w 29d 33h 18sh 26ah	\$3,177
COM requirement: 3.75 yards of 54" wide plain fabric per chair Contrasting Fabric: Seat 2.5 yards, Back 1.75 yards, Arm 1.75 yards* COL requirement: 91.5 sq. ft. per chair*			



Gee Lounge Chair with upholstered arm, cushioned seat and back, metal legs. Right arm when facing chair. Upholstered screen.	GEE-STG-2001-RAF-UPS	27w 30.75d 48h 18sh 26ah	\$4,195
COM requirement: 3.75 yards of 54" wide plain fabric per chair, 3 yards per screen Contrasting Fabric: Seat 2.5 yards, Back 1.75 yards, Arm 1.75 yards* COL requirement: 91.5 sq. ft. per chair, 73.2 sq. ft per screen*			


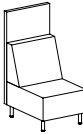
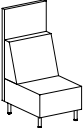


Gee Lounge Chair with upholstered arm, cushioned seat and back, metal legs. Right arm when facing chair. Wood veneer screen (maple, cherry, red oak).	GEE-STG-2001-RAF-WPS	27w 30.25d 48h 18sh 26ah	\$6,766
COM requirement: 3.75 yards of 54" wide plain fabric per chair Contrasting Fabric: Seat 2.5 yards, Back 1.75 yards, Arm 1.75 yards* COL requirement: 91.5 sq. ft. per chair*			

CUSTOM OPTIONS:	ITEM NO	STANDARD LIST
*Two tone fabric	OPT-UPH-20	\$215
*COL	OPT-UPH-L	Add 20%
Cal 133 Fire Barrier- per yard	OPT-UPH-133	\$171
Casters (non-locking)	OPT-CST-01	n/c
Ganging (Per chair)	OPT-GNG-01	\$140
Tablet Arm, Rectangle. Specify right or left mount	OPT-TAB-01	\$1,073
Tablet Arm, Oval. Specify right or left mount	OPT-TAB-02	\$1,073
Wood Arm Cap Option	OPT-ARM-CAP-GEE	\$329
Metal handle for Gee & Rio Seating	OPT-MTL-HANDLE-01	\$274
Electrical unit in arm (Axil-Z 1 pwr & 1 USB port)	OPT-GEE-ELEC-01	\$601
* Anodized aluminum- metal legs. Powdercoat Legs are not available. Built-in surround, custom finishes and other modifications available upon request.		

AGATI

GEE COLLECTION--SEATING

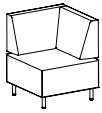
GEE ARMLESS	DESCRIPTION	ITEM NO	SIZE	STANDARD LIST
	Gee Armless Lounge Chair cushioned seat and back, metal legs*. *(Anodized aluminum)	GEE-STG-2101	23w 29d 33h 18sh	\$2,551
	COM requirement: 3 yards of 54" wide plain fabric per chair Contrasting Fabric: Seat 2.5 yards, back 1.75 yards* COL requirement: 73.2 sq. ft. per chair*			
	Gee Armless Lounge Chair, cushioned seat and back, metal legs*. Upholstered screen. *(Anodized aluminum)	GEE-STG-2101-UPS	23w 30.75d 48h 18sh 48h	\$3,415
	COM requirement: 3 yards of 54" wide plain fabric per chair and 2 yards per screen. Contrasting Fabric: Seat 2.5 yards, back 1.75 yards* COL requirement: 73.2 sq. ft. per chair*			
	Gee Armless Lounge Chair, cushioned seat and back, metal legs*. Wood veneer screen (maple, cherry, red oak). *(Anodized aluminum)	GEE-STG-2101-WPS	23w 30.25d 48h 18sh 48h	\$6,084
	COM requirement: 3 yards of 54" wide plain fabric per chair Contrasting Fabric: Seat 2.5 yards, back 1.75 yards* COL requirement: 73.2 sq. ft. per chair*			
CUSTOM OPTIONS:		ITEM NO		STANDARD LIST
*Two tone fabric		OPT-UPH-20		\$215
*COL		OPT-UPH-L	add 20%	
Cal 133 Fire Barrier-per yard		OPT-UPH-133	per yard	\$171
Casters (non-locking)		OPT-CST-01	n/c	
Ganging (Per chair)		OPT-GNG-01		\$140
Metal handle for Gee & Rio Seating		OPT-MTL-HANDLE-01		\$274
Electrical unit in arm (Axil-Z 1 pwr & 1 USB port)		OPT-GEE-ELEC-01		\$601
* Anodized aluminum- metal legs. Powdercoat Legs are not available. Built-in surround, custom finishes and other modifications available upon request.				

AGATI

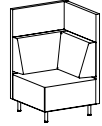
GEE COLLECTION--SEATING

GEE CORNER

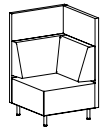
DESCRIPTION	ITEM NO	SIZE	STANDARD LIST
-------------	---------	------	---------------



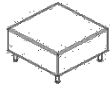
Gee Corner Lounge Chair cushioned seat and back, metal legs*. *(Anodized aluminum)	GEE-STG-2101-CRN	29w 29d 33h 18sh	\$4,309
COM requirement: 6 yards of 54" wide plain fabric per chair Contrasting Fabric: Seat 3.5 yards, back 2.5 yards* COL requirement: 146.4 sq. ft. per chair*			



Gee Corner Lounge Chair, cushioned seat and back, metal legs*. Upholstered screen. *(Anodized aluminum)	GEE-STG-2101-CRN-UPS	29w 30.75d 48h 18sh 48h	\$7,949
COM requirement: 6 yards of 54" wide plain fabric per seat and 6 yards per screen Contrasting Fabric: Seat 3.5 yards, back 2.5 yards* COL requirement: 146.4 sq. ft. per chair, 146.4 sq. ft. per screen*			



Gee Corner Lounge Chair, cushioned seat and back, metal legs*. Wood veneer screen (maple, cherry, red oak). *(Anodized aluminum)	GEE-STG-2101-CRN-WPS	29w 30.25d 48h 18sh 48h	\$11,469
COM requirement: 6 yards of 54" wide plain fabric per chair Contrasting Fabric: Seat 3.5 yards, back 2.5 yards* COL requirement: 146.4 sq. ft. per chair*			







Gee Ottoman, cushioned seat, metal legs*.	GEE-OTT-1000	23w 29d 18h	\$1,962
	GEE-OTT-1001	23w 23d 18h	\$1,836
Round Ottoman cushioned seat, metal legs*.	GEE-OTT-1002	24dia 18h	\$1,727
COM requirement: 2.75 yards of 54" wide plain fabric per seat COL requirement: 67.1 sq. ft. per chair*			

CUSTOM OPTIONS:	ITEM NO	STANDARD LIST
-----------------	---------	---------------

*Two tone fabric	OPT-UPH-20	\$215
*COL	OPT-UPH-L	add 20%
Cal 133 Fire Barrier- per yard	OPT-UPH-133	per yard
Casters (non-locking)	OPT-CST-01	n/c
Gangng (Per chair)	OPT-GNG-01	\$140
* Anodized aluminum- metal legs. Powdercoat Legs are not available. Built-in surround, custom finishes and other modifications available upon request.		

AGATI

GEE COLLECTION--SEATING

GEE CURVED	DESCRIPTION	ITEM NO	SIZE	STANDARD LIST
	Gee 45 Degree Inner Curve Lounge Chair cushioned seat and back, metal legs*. *(Anodized aluminum)	GEE-STG-2201-INC	45.5w 32d 33h 18sh	\$3,975
	COM requirement: 5.25 yards of 54" wide plain fabric per chair Contrasting Fabric: Seat 3.5 yards, back 2.5 yards* COL requirement: 128.1 sq. ft. per chair*			
	Gee 45 Degree Inner Curve Lounge Chair cushioned seat and back, metal legs*. Upholstered Screen. *(Anodized aluminum)	GEE-STG-2201-INC-UPS	45.5w 33.75d 48h 18sh	\$6,214
	COM requirement: 5.25 yards of 54" wide plain fabric per chair and 4 yards per screen Contrasting Fabric: Seat 3.5 yards, back 2.5 yards* COL requirement: 128.1 sq. ft. per chair, 97.6 sq. ft. per screen*			
	Gee 22.5 Degree Outer Curve Lounge Chair cushioned seat and back, metal legs*. *(Anodized aluminum)	GEE-STG-2201-OTC	35w 30d 33h 18sh	\$3,221
	COM requirement: 5 yards of 54" wide plain fabric per chair Contrasting Fabric: Seat 3.5 yards, back 2 yards* COL requirement: 122 sq. ft. per chair*			
	Gee 22.5 Degree Outer Curve Lounge Chair cushioned seat and back, metal legs*. *(Anodized aluminum)	GEE-STG-2201-OTC-UPS	35w 31.75d 48h 18sh	\$5,788
	COM requirement: 5 yards of 54" wide plain fabric per chair and 4 yards per screen Contrasting Fabric: Seat 3.5 yards, back 2 yards* COL requirement: 122 sq. ft. per chair*			
CUSTOM OPTIONS:		ITEM NO	STANDARD LIST	
*Two tone fabric	OPT-UPH-20		\$215	
*COL	OPT-UPH-L	add 20%		
Cal 133 Fire Barrier- per yard	OPT-UPH-133	per yard	\$171	
Casters (non-locking)	OPT-CST-01	n/c		
Ganging (Per chair)	OPT-GNG-01		\$140	
* Anodized aluminum- metal legs. Powdercoat Legs are not available. Fabric: Railroaded plain or random pattern works best. NRR fabric will require a seam. Stripes are not recommended due to pattern matching and drooping on horizontals. Built-in surround, custom finishes and other modifications available upon request.				

AGATI

GEE COLLECTION--SEATING

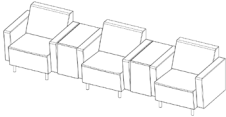
GEE CONFIGURATIONS

DESCRIPTION ITEM NO SIZE STANDARD LIST



Configuration consists of:
 (2) Gee Lounge Chair with upholstered arms cushioned seat and back, metal legs
 (1) Gee Occasional Table, plastic laminate table without metal legs. Bolt-on, center mount.
 Ganging Hardware Included
 COM requirement: 10 yards of 54" wide plain fabric

GEE-CFG-2-1825-ST
 31w 29d 33h 18sh 26ah
 18w 25d 12h
 \$7,802



Configuration consists of:
 (3) Gee Lounge Chair with upholstered arms cushioned seat and back, metal legs
 (1) Gee Occasional Table, plastic laminate table without metal legs. Bolt-on, center mount.
 Ganging Hardware Included
 COM requirement: 14 yards of 54" wide plain fabric

GEE-CFG-3-2-1225-ST
 31w 29d 33h 18sh 26ah
 12w 25d 21h
 \$13,068



Configuration consists of:
 (1) Gee Lounge Chair with upholstered arm, cushioned seat and back, metal legs*
 Left arm when facing chair.
 (1) Gee Lounge Chair with upholstered arm, cushioned seat and back, metal legs*
 Right arm when facing chair.
 (1) Gee Occasional Table, plastic laminate table without metal legs. Bolt-on, center mount.
 Ganging Hardware Included
 COM requirement: 8 yards of 54" wide plain fabric

GEE-CFG-2-825-RL-ST
 27w 29d 33h 18sh 26ah
 27w 29d 33h 18sh 26ah
 8w 25d 21h
 \$10,610



Configuration consists of:
 (2) Gee Lounge Chair with upholstered arms cushioned seat and back, metal legs*
 (1) Gee Occasional Table, plastic laminate table without metal legs. Bolt-on, center mount.
 Ganging Hardware Included
 COM requirement: 8 yards of 54" wide plain fabric

GEE-CFG-2-2525-ST
 31w 29d 33h 18sh 26ah
 25w 25d 12h
 \$8,126



Configuration consists of:
 (1) Gee Lounge Chair with upholstered arm, cushioned seat and back, metal legs*
 Left arm when facing chair.
 (1) Gee Lounge Chair with upholstered arm, cushioned seat and back, metal legs*
 Right arm when facing chair.
 (1) Gee Occasional Table, plastic laminate table without metal legs. Bolt-on, center mount.
 Ganging Hardware Included
 COM requirement: 8 yards of 54" wide plain fabric

GEE-CFG-2-1825-RL-ST
 27w 29d 33h 18sh 26ah
 27w 29d 33h 18sh 26ah
 18w 25d 12h
 \$10,364

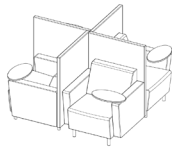
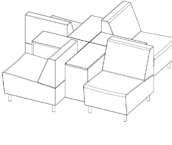


Configuration consists of:
 (1) Gee Lounge Chair with upholstered arm, cushioned seat and back, metal legs*
 Left arm when facing chair.
 (1) Gee Lounge Chair with upholstered arm, cushioned seat and back, metal legs*
 Right arm when facing chair.
 (1) Gee Occasional Table, plastic laminate table without metal legs. Bolt-on, center mount.
 Ganging Hardware Included
 COM requirement: 8 yards of 54" wide plain fabric

GEE-CFG-2-2525-RL-ST
 27w 29d 33h 18sh 26ah
 27w 29d 33h 18sh 26ah
 25w 25d 12h
 \$7,245

AGATI

GEE COLLECTION--SEATING

GEE CONFIGURATIONS	DESCRIPTION	ITEM NO	SIZE	STANDARD LIST
	<p>Configuration consists of:</p> <p>(4) Gee Lounge Chair with upholstered arms cushioned seat and back, metal legs*. Upholstered screen.</p> <p>(4) Oval. Specify right facing or left facing (Left facing for right handed users) (Right facing for left handed users)</p> <p>COM requirement: 19 yards of 54" wide plain fabric Screen COM requirement: 9 yards of 54" wide plain fabric</p>	<p>GEE-CFG-4-TA-PW-SCR</p>	<p>31w 30.75d 48h 18sh 26ah</p>	<p>\$19,160</p>
	<p>Configuration consists of:</p> <p>(4) Gee Armless Lounge Chair cushioned seat and back, metal legs*.</p> <p>(4) Gee Side Occasional Table, plastic laminate table 2 metal legs bolt on left side* Ganging Hardware Included</p> <p>COM requirement: 16 yards of 54" wide plain fabric</p>	<p>GEE-CFG-4-4-1225-PW</p>	<p>23w 29d 33h 18sh 12w 25d 21h</p>	<p>\$14,736</p>
<p>* Anodized aluminum- metal legs. Powdercoat Legs are not available. Fabric: Railroaded plain or random pattern works best. NRR fabric will require a seam. Stripes are not recommended due to pattern matching and drooping on horizontals.</p>				

AGATI

GEE COLLECTION--SEATING

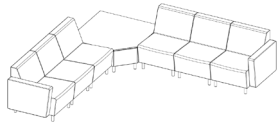
GEE CONFIGURATIONS

DESCRIPTION

ITEM NO

SIZE

STANDARD LIST

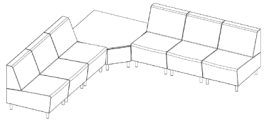


Configuration consists of:
 (1) Gee Lounge Chair with upholstered arm, cushioned seat and back, metal legs*
 Left arm when facing chair.
 (1) Gee Lounge Chair with upholstered arm, cushioned seat and back, metal legs*
 Right arm when facing chair.
 (4) Gee Armless Lounge Chair, cushioned seat and back, metal legs*.
 31w 29d 33h 18sh 26ah
 (1) Gee Occasional Table, plastic laminate table without metal legs. Bolt-on, center mount.
 Ganging Hardware Included
 COM requirement: 24 yards of 54" wide plain fabric

GEE-CFG-6-3939-RL-CRN

27w 29d 33h 18sh 26ah

\$17,178

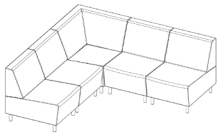


Configuration consists of:
 (6) Gee Armless Lounge Chair, cushioned seat and back, metal legs*.
 (1) Gee Square Corner Occasional Table, plastic laminate table with 4 metal legs*
 Ganging Hardware Included
 COM requirement: 24 yards of 54" wide plain fabric

GEE-CFG-6-3939-CRN

23w 29d 33h 18sh

\$15,949

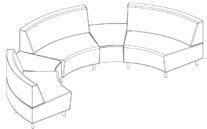


Configuration consists of:
 (4) Gee Armless Lounge Chair, cushioned seat and back, metal legs*.
 (1) Gee Corner Lounge Chair, cushioned seat and back, metal legs*.
 Ganging Hardware Included
 COM requirement: 24 yards of 54" wide plain fabric

GEE-CFG-5-CRN

23w 29d 33h 18sh

\$10,537

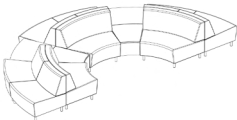


Configuration consists of:
 (3) Gee 45 Degree Inner Curve Lounge Chair, cushioned seat and back, metal legs*.
 (2) Gee Curved Occasional Table, 22.5 Degree Inner Curve plastic laminate table without legs. Bolt-on, center mount.
 Ganging Hardware Included
 COM requirement: 13 yards of 54" wide plain fabric

GEE-CFG-3-180DEG-IN-CRV

45.5w 32d 33h 18sh

\$18,400

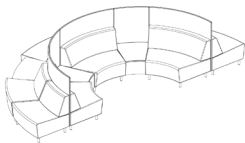


Configuration consists of:
 (3) Gee 45 Degree Inner Curve Lounge Chair, cushioned seat and back, metal legs*.
 (6) Gee 22.5 Degree Outer Curve Lounge Chair, cushioned seat and back, metal legs*.
 (2) Gee Curved Occasional Table, 22.5 Degree Inner Curve plastic laminate table without legs. Bolt-on, center mount.
 (2) Gee Curved Occasional Table, 22.5 Degree Outer Curve plastic laminate table without legs. Bolt-on, center mount.
 Ganging Hardware Included
 COM requirement: 32 yards of 54" wide plain fabric

GEE-CFG-9-180DEG-INOT-CRV

45.5w 32d 33h 18sh

\$44,878



Configuration consists of:
 (3) Gee 45 Degree Inner Curve Lounge Chair, cushioned seat and back, metal legs*. Upholstered Screen.
 (6) Gee 22.5 Degree Outer Curve Lounge Chair, cushioned seat and back, metal legs*.
 (2) Gee Curved Occasional Table, 22.5 Degree Inner Curve plastic laminate table without legs. Bolt-on, center mount.
 (2) Gee Curved Occasional Table, 22.5 Degree Outer Curve plastic laminate table without legs. Bolt-on, center mount.
 Ganging Hardware Included
 COM requirement: 32 yards of 54" wide plain fabric
 Screen COM requirement: 15 yards of 54" wide plain fabric

GEE-CFG-9-180DEG-INOT-CRV-SCR


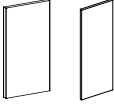
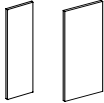
45.5w 33.75d 48h 18sh

\$49,987

* Anodized aluminum- metal legs. Powdercoat Legs are not available.
 Fabric: Railroaded plain or random pattern works best. NRR fabric will require a seam.
 Stripes are not recommended due to pattern matching and drooping on horizontals.

AGATI

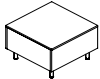

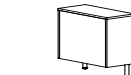



GEE COLLECTION--SEATING

GEE LOUNGE - SCREENS		DESCRIPTION	ITEM NO	SIZE	STANDARD LIST
		Gee Upholstered Screen - Side COM requirement: 3 yards per screen.	GEE-SCRN-3143-SIDE-UPS	31w 2th 43h	\$1,430
		Gee Wood Veneer Screen - Side (maple, cherry, red oak)	GEE-SCRN-3143-SIDE-WPS	31w 2th 43h	\$3,646
		Gee Upholstered Screen - Back *Do not use 100% nylon fabric for panels	GEE-SCRN-2343-BACK-UPS	23w 2th 43h	\$1,058
			GEE-SCRN-2743-BACK-UPS	27w 2th 43h	\$1,220
		COM requirements:	GEE-SCRN-3143-BACK-UPS	31w 2th 43h	\$1,430
		23w - 1.8yds NRR	GEE-SCRN-4643-BACK-UPS	46w 2th 43h	\$2,086
		27-31w - 2.8yds NRR	GEE-SCRN-5343-BACK-UPS	53w 2th 43h	\$2,414
		46-79w - 5.9yds NRR	GEE-SCRN-5443-BACK-UPS	54w 2th 43h	\$2,454
		85w - 8.1yds NRR	GEE-SCRN-5843-BACK-UPS	58w 2th 43h	\$2,625
		*Please call for railroad yardage requirements	GEE-SCRN-6043-BACK-UPS	60w 2th 43h	\$2,773
			GEE-SCRN-6243-BACK-UPS	62w 2th 43h	\$2,860
			GEE-SCRN-6943-BACK-UPS	69w 2th 43h	\$3,122
			GEE-SCRN-7043-BACK-UPS	70w 2th 43h	\$3,168
			GEE-SCRN-7143-BACK-UPS	71w 2th 43h	\$3,208
			GEE-SCRN-7243-BACK-UPS	72w 2th 43h	\$3,249
		GEE-SCRN-7943-BACK-UPS	79w 2th 43h	\$3,581	
		GEE-SCRN-8543-BACK-UPS	85w 2th 43h	\$3,835	
		Gee Wood Veneer Screen - Back (maple, cherry, red oak)	GEE-SCRN-2343-BACK-WPS	23w 2th 43h	\$3,599
			GEE-SCRN-2743-BACK-WPS	27w 2th 43h	\$3,613
			GEE-SCRN-3143-BACK-WPS	31w 2th 43h	\$3,646
			GEE-SCRN-6043-BACK-WPS	60w 2th 43h	\$4,568
			GEE-SCRN-7243-BACK-WPS	72w 2th 43h	\$5,005
CUSTOM OPTIONS:		ITEM NO		STANDARD LIST	
	Ganging (Per screen)	OPT-GNG-02		\$171	
	Cal 133 Fire Barrier- per yard	OPT-UPH-133	per yard	\$171	
	Custom size screen design fee	OPT-DSN-FEE		\$1,026	
Custom sizes, finishes and other modifications available upon request.					

AGATI

GEE COLLECTION--TABLES

GEE LOUNGE - TABLES

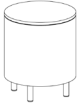
	DESCRIPTION	ITEM NO	SIZE	STANDARD LIST
	Gee Occasional Table Veneer table with 4 metal legs* *(Anodized aluminum)	Wood Veneer GEE-OCC-TBL-1825-17 GEE-OCC-TBL-2525-17 GEE-OCC-TBL-4828-22	18w 25d 17h 25w 25d 17h 48w 28d 22h	\$3,538 \$4,038 \$7,827
	Gee Occasional Table Plastic Laminate table with 4 metal legs* *(Anodized aluminum)	Plastic Laminate GEE-OCC-TBL-1825-17-PL GEE-OCC-TBL-2525-17-PL GEE-OCC-TBL-4828-22-PL	18w 25d 17h 25w 25d 17h 48w 28d 22h	\$2,520 \$2,516 \$4,279
	Gee Occasional Table Veneer table with 2 metal legs*. Bolt-on, end mounted (left side when facing chair). *(Anodized aluminum)	Wood Veneer GEE-OCC-TBL-825-24-LAF GEE-OCC-TBL-1225-24-LAF GEE-OCC-TBL-1825-24-LAF GEE-OCC-TBL-2525-24-LAF	8w 25d 26h 12w 25d 26h 18w 25d 26h 25w 25d 26h	\$3,945 \$4,060 \$4,916 \$5,509
	Gee Occasional Table Plastic Laminate table with 2 metal legs*. Bolt-on, end mounted (left side when facing chair). *(Anodized aluminum)	Plastic Laminate GEE-OCC-TBL-825-26-LAF-PL GEE-OCC-TBL-1225-26-LAF-PL GEE-OCC-TBL-1825-26-LAF-PL GEE-OCC-TBL-2525-26-LAF-PL	8w 25d 26h 12w 25d 26h 18w 25d 26h 25w 25d 26h	\$2,610 \$2,381 \$3,085 \$3,365
	Gee Occasional Table Veneer table with 2 metal legs*. Bolt-on, end mounted (right side when facing chair). *(Anodized aluminum)	Wood Veneer GEE-OCC-TBL-825-24-RAF GEE-OCC-TBL-1225-24-RAF GEE-OCC-TBL-1825-24-RAF GEE-OCC-TBL-2525-24-RAF	8w 25d 26h 12w 25d 26h 18w 25d 26h 25w 25d 26h	\$3,945 \$4,060 \$4,916 \$5,509
	Gee Occasional Table Plastic Laminate table with 2 metal legs*. Bolt-on, end mounted (right side when facing chair). *(Anodized aluminum)	Plastic Laminate GEE-OCC-TBL-825-26-RAF-PL GEE-OCC-TBL-1225-26-RAF-PL GEE-OCC-TBL-1825-26-RAF-PL GEE-OCC-TBL-2525-26-RAF-PL	8w 25d 26h 12w 25d 26h 18w 25d 26h 25w 25d 26h	\$2,610 \$2,381 \$3,085 \$3,365
	Gee Occasional Table Veneer table without legs. Bolt-on, center mounted.	Wood Veneer GEE-OCC-TBL-1825-12-CTR GEE-OCC-TBL-2525-12-CTR GEE-OCC-TBL-825-21-CTR GEE-OCC-TBL-1225-21-CTR	18w 25d 12h 25w 25d 12h 8w 25d 21h 12w 25d 21h	\$3,225 \$3,726 \$3,789 \$3,904
	Gee Occasional Table Plastic Laminate table without legs. Bolt-on, center mounted.	Plastic Laminate GEE-OCC-TBL-1825-12-CTR-PL GEE-OCC-TBL-2525-12-CTR-PL GEE-OCC-TBL-825-21-CTR-PL	18w 25d 12h 25w 25d 12h 8w 25d 21h	\$2,208 \$2,204 \$2,454
	Gee 22.5 Degree Inner Curve Occasional Table Veneer table without legs. Bolt-on, center mounted.	Wood Veneer GEE-OCC-TBL-2327-12-CTR	23.5w 27d 12h	\$5,599
	Veneer table with two legs. Bolt on, end mounted, right or left facing	GEE-OCC-TBL-2327-17-RAF GEE-OCC-TBL-2327-17-LAF	23.5w 27d 17h 23.5w 27d 17h	\$5,755 \$5,755
	Gee 22.5 Degree Inner Curve Occasional Table Plastic Laminate table without legs. Bolt-on, center mounted.	Plastic Laminate GEE-OCC-TBL-2327-12-CTR-PL	23.5w 27d 12h	\$4,294
	Plastic Laminate table with two legs. Bolt on, end mounted, right or left facing	GEE-OCC-TBL-2327-17-RAF-PL GEE-OCC-TBL-2327-17-LAF-PL	23.5w 27d 17h 23.5w 27d 17h	\$4,450 \$4,450
	Gee 22.5 Degree Outer Curve Occasional Table Veneer table without legs. Bolt-on, center mounted.	Wood Veneer GEE-OCC-TBL-3427-12-CTR	34w 27d 12h	\$7,676
	Veneer table with two legs. Bolt on, end mounted, right or left facing	GEE-OCC-TBL-3427-17-RAF GEE-OCC-TBL-3427-17-LAF	34w 27d 17h 34w 27d 17h	\$7,832 \$7,832
	Gee 22.5 Degree Outer Curve Occasional Table Plastic Laminate table without legs. Bolt-on, center mounted.	Plastic Laminate GEE-OCC-TBL-3427-12-CTR-PL	34w 27d 12h	\$5,107
	Plastic Laminate table with two legs. Bolt on, end mounted, right or left facing	GEE-OCC-TBL-3427-17-RAF-PL GEE-OCC-TBL-3427-17-LAF-PL	34w 27d 17h 34w 27d 17h	\$5,185 \$5,263
	Gee Corner Table Wood Veneer table with one leg Bolt on	Wood Veneer GEE-OCC-TBL-3939-17-CRN	39w 39d 17h	\$6,018
	Gee Corner Table Plastic Laminate table with one leg Bolt on	Plastic Laminate GEE-OCC-TBL-3939-17-CRN-PL	39w 39d 17h	\$4,826

Standard veneers are red oak, cherry or maple. Plastic laminate same price
 Plastic laminate: Wilsonart standard grade laminates with matching pvc
 For options see www.agati.com/resources-materials-finishes
 Custom finishes and other modifications available upon request.
 * Anodized aluminum- metal legs. Powdercoat Legs are not available.

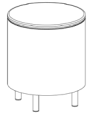
AGATI

GEE COLLECTION--TABLES

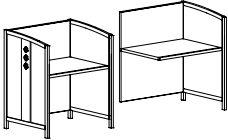
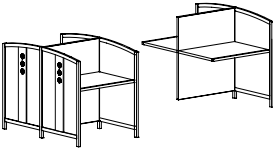
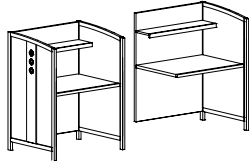
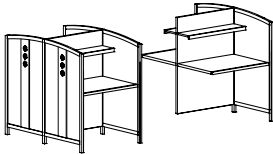
GEE LOUNGE - ROUND TABLES



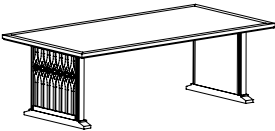
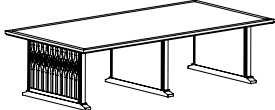
DESCRIPTION	ITEM NO	SIZE	STANDARD LIST
Round Gee Table Veneer Table with 4 metal legs* - *(Anodized aluminum)	Wood Veneer		
	GEE-TBL-24-18-WV	24 dia 18h	\$1,682
	GEE-TBL-30-18-WV	30 dia 18h	\$2,152
	GEE-TBL-36-18-WV	36 dia 18h	\$2,440
	GEE-TBL-24-24-WV	24 dia 24h	\$1,789
	GEE-TBL-30-24-WV	30 dia 24h	\$2,259
	GEE-TBL-36-24-WV	36 dia 24h	\$2,600
	Plastic Laminate		
	GEE-TBL-24-18-PL	24 dia 18h	\$1,394
GEE-TBL-30-18-PL	30 dia 18h	\$1,617	
GEE-TBL-36-18-PL	36 dia 18h	\$1,822	
GEE-TBL-24-24-PL	24 dia 24h	\$1,448	
GEE-TBL-30-24-PL	30 dia 24h	\$1,662	
GEE-TBL-36-24-PL	36 dia 24h	\$1,917	
Veneer Table with an upholstered top and 4 metal legs* - *(Anodized aluminum)	Wood Veneer		
	GEE-TBL-24-18-WV-UPH	24 dia 18h	\$2,312
Plastic Laminate Table with an upholstered top and 4 metal legs* *(Anodized aluminum)	Plastic Laminate		
GEE-TBL-24-18-PL-UPH	24 dia 18h	\$2,024	
COM Requirement: 24" dia: 2 yards of 54" wide plain fabric			



PANEL CARRELS

	DESCRIPTION	ITEM NO	SIZE	STANDARD LIST	
	One Person, Study Carrel with plastic laminate top.	Red Oak			
		Starter	GOT-CRL-STR-3630-48-RO	36w 31d 48h	\$8,702
		Adder	GOT-CRL-ADR-3530-48-RO	35w 31d 48h	\$7,730
		Starter	GOT-CRL-STR-4230-48-RO	42w 31d 48h	\$8,788
		Adder	GOT-CRL-ADR-4130-48-RO	41w 31d 48h	\$7,803
		Starter	GOT-CRL-STR-4830-48-RO	48w 31d 48h	\$8,892
		Adder	GOT-CRL-ADR-4730-48-RO	47w 31d 48h	\$7,920
		Cherry			
		Starter	GOT-CRL-STR-3630-48-C	36w 31d 48h	\$9,164
		Adder	GOT-CRL-ADR-3530-48-C	35w 31d 48h	\$8,166
		Starter	GOT-CRL-STR-4230-48-C	42w 31d 48h	\$9,324
		Adder	GOT-CRL-ADR-4130-48-C	41w 31d 48h	\$8,222
		Starter	GOT-CRL-STR-4830-48-C	48w 31d 48h	\$9,441
		Adder	GOT-CRL-ADR-4730-48-C	47w 31d 48h	\$8,283
	Double Faced, Two Person Study Carrel with plastic laminate top.	Red Oak			
		Starter	GOT-CRL-STR-3660-48-RO	36w 60d 48h	\$16,000
		Adder	GOT-CRL-ADR-3560-48-RO	35w 60d 48h	\$14,155
		Starter	GOT-CRL-STR-4260-48-RO	42w 60d 48h	\$16,078
		Adder	GOT-CRL-ADR-4160-48-RO	41w 60d 48h	\$14,267
		Starter	GOT-CRL-STR-4860-48-RO	48w 60d 48h	\$16,155
		Adder	GOT-CRL-ADR-4760-48-RO	47w 60d 48h	\$14,557
		Cherry			
		Starter	GOT-CRL-STR-3660-48-C	36w 60d 48h	\$16,795
		Adder	GOT-CRL-ADR-3560-48-C	35w 60d 48h	\$14,976
		Starter	GOT-CRL-STR-4260-48-C	42w 60d 48h	\$16,873
		Adder	GOT-CRL-ADR-4160-48-C	41w 60d 48h	\$15,053
		Starter	GOT-CRL-STR-4860-48-C	48w 60d 48h	\$16,950
		Adder	GOT-CRL-ADR-4760-48-C	47w 60d 48h	\$15,131
	One Person, Study Carrel with plastic laminate top featuring overhead shelf.	Red Oak			
		Starter	GOT-CRL-STR-3630-54-RO	36w 31d 54h	\$10,767
		Adder	GOT-CRL-ADR-3530-54-RO	35w 31d 54h	\$9,575
		Starter	GOT-CRL-STR-4230-54-RO	42w 31d 54h	\$10,845
		Adder	GOT-CRL-ADR-4130-54-RO	41w 31d 54h	\$9,717
		Starter	GOT-CRL-STR-4830-54-RO	48w 31d 54h	\$11,001
		Adder	GOT-CRL-ADR-4730-54-RO	47w 31d 54h	\$9,955
		Cherry			
		Starter	GOT-CRL-STR-3630-54-C	36w 31d 54h	\$11,191
		Adder	GOT-CRL-ADR-3530-54-C	35w 31d 54h	\$9,860
		Starter	GOT-CRL-STR-4230-54-C	42w 31d 54h	\$11,269
		Adder	GOT-CRL-ADR-4130-54-C	41w 31d 54h	\$9,977
		Starter	GOT-CRL-STR-4830-54-C	48w 31d 54h	\$11,428
		Adder	GOT-CRL-ADR-4730-54-C	47w 31d 54h	\$10,214
	Double Faced, Two Person Study Carrel with plastic laminate top featuring overhead shelf.	Red Oak			
		Starter	GOT-CRL-STR-3660-54-RO	36w 60d 54h	\$19,396
		Adder	GOT-CRL-ADR-3560-54-RO	35w 60d 54h	\$16,669
		Starter	GOT-CRL-STR-4260-54-RO	42w 60d 54h	\$19,513
		Adder	GOT-CRL-ADR-4160-54-RO	41w 60d 54h	\$16,777
		Starter	GOT-CRL-STR-4860-54-RO	48w 60d 54h	\$19,642
		Adder	GOT-CRL-ADR-4760-54-RO	47w 60d 54h	\$16,937
		Cherry			
		Starter	GOT-CRL-STR-3660-54-C	36w 60d 54h	\$20,359
		Adder	GOT-CRL-ADR-3560-54-C	35w 60d 54h	\$17,218
		Starter	GOT-CRL-STR-4260-54-C	42w 60d 54h	\$20,498
		Adder	GOT-CRL-ADR-4160-54-C	41w 60d 54h	\$17,339
		Starter	GOT-CRL-STR-4860-54-C	48w 60d 54h	\$20,705
		Adder	GOT-CRL-ADR-4760-54-C	47w 60d 54h	\$17,495
Plastic laminate or Marmoleum® top standard, veneer top add 10%					
Option: Straight Top Rail (same price)					
Electrical, wire management and accessories available, see electrical section for options					
Custom modifications, youth and standing heights available upon request.					






PANEL TABLES

	DESCRIPTION	ITEM NO	SIZE	STANDARD LIST	
	Rectangular Study Table with gothic detail, trestle base.	Red Oak			
		GOT-TBL-4836-30-TB-RO	48w 36d 30h	\$10,806	
		GOT-TBL-6036-30-TB-RO	60w 36d 30h	\$11,256	
		GOT-TBL-7236-30-TB-RO	72w 36d 30h	\$11,498	
		GOT-TBL-6048-30-TB-RO	60w 48d 30h	\$12,872	
		GOT-TBL-7248-30-TB-RO	72w 48d 30h	\$12,949	
		GOT-TBL-8448-30-TB-RO	84w 48d 30h	\$13,200	
		GOT-TBL-9648-30-TB-RO	96w 48d 30h	\$13,450	
		GOT-TBL-10848-30-TB-RO	108w 48d 30h	\$13,809	
		GOT-TBL-8454-30-TB-RO	84w 54d 30h	\$14,012	
		GOT-TBL-9654-30-TB-RO	96w 54d 30h	\$14,366	
		GOT-TBL-10854-30-TB-RO	108w 54d 30h	\$14,777	
		GOT-TBL-8460-30-TB-RO	84w 60d 30h	\$14,405	
		GOT-TBL-9660-30-TB-RO	96w 60d 30h	\$14,444	
		GOT-TBL-10860-30-TB-RO	108w 60d 30h	\$17,538	
		Cherry			
		GOT-TBL-4836-30-TB-C	48w 36d 30h	\$11,860	
		GOT-TBL-6036-30-TB-C	60w 36d 30h	\$11,869	
		GOT-TBL-7236-30-TB-C	72w 36d 30h	\$12,185	
		GOT-TBL-6048-30-TB-C	60w 48d 30h	\$13,688	
		GOT-TBL-7248-30-TB-C	72w 48d 30h	\$13,770	
		GOT-TBL-8448-30-TB-C	84w 48d 30h	\$14,086	
GOT-TBL-9648-30-TB-C	96w 48d 30h	\$14,803			
GOT-TBL-10848-30-TB-C	108w 48d 30h	\$15,300			
GOT-TBL-8454-30-TB-C	84w 54d 30h	\$14,941			
GOT-TBL-9654-30-TB-C	96w 54d 30h	\$15,378			
GOT-TBL-10854-30-TB-C	108w 54d 30h	\$15,784			
GOT-TBL-8460-30-TB-C	84w 60d 30h	\$15,339			
GOT-TBL-9660-30-TB-C	96w 60d 30h	\$15,455			
GOT-TBL-10860-30-TB-C	108w 60d 30h	\$18,545			
	Rectangular Study Table with edgeband, and 3 trestle base	Red Oak			
		GOT-TBL-12054-30-TB-RO	120w 54d 30h	\$16,363	
		GOT-TBL-14454-30-TB-RO	144w 54d 30h	\$17,637	
		GOT-TBL-12060-30-TB-RO	120w 60d 30h	\$16,708	
		GOT-TBL-14460-30-TB-RO	144w 60d 30h	\$17,979	
		Cherry			
		GOT-TBL-12054-30-TB-C	120w 54d 30h	\$17,827	
		GOT-TBL-14454-30-TB-C	144w 54d 30h	\$19,102	
		GOT-TBL-12060-30-TB-C	120w 54d 30h	\$18,441	
		GOT-TBL-14460-30-TB-C	144w 60d 30h	\$19,720	
Plastic laminate or Marmoleum® top standard, veneer top add 10% Electrical, wire management and accessories available, see electrical section for options Custom modifications, youth and standing heights available upon request.					



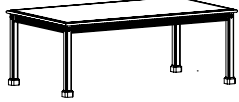
AGATI

GOTHIC COLLECTION--TABLES

OCCASIONAL TABLES


	DESCRIPTION	ITEM NO	SIZE	STANDARD LIST	
 	Round Occasional Table	Red Oak			
		GOT-TBL-OCC-24-18-RO	24 Dia. 18h	\$6,638	
		GOT-TBL-OCC-30-18-RO	30 Dia. 18h	\$6,752	
		GOT-TBL-OCC-36-18-RO	36 Dia. 18h	\$6,866	
		GOT-TBL-OCC-24-21-RO	24 Dia. 21h	\$6,638	
		GOT-TBL-OCC-30-21-RO	30 Dia. 21h	\$6,752	
		GOT-TBL-OCC-36-21-RO	36 Dia. 21h	\$6,866	
		Cherry			
		GOT-TBL-OCC-24-18-C	24 Dia. 18h	\$7,791	
		GOT-TBL-OCC-30-18-C	30 Dia. 18h	\$7,916	
		GOT-TBL-OCC-36-18-C	36 Dia. 18h	\$8,047	
		GOT-TBL-OCC-24-21-C	24 Dia. 21h	\$7,791	
		GOT-TBL-OCC-30-21-C	30 Dia. 21h	\$7,916	
		GOT-TBL-OCC-36-21-C	36 Dia. 21h	\$8,047	
 	Square Occasional Table	Red Oak			
		GOT-TBL-OCC-2424-18-RO	24w 24d 18h	\$5,684	
		GOT-TBL-OCC-3030-18-RO	30w 30d 18h	\$5,798	
		GOT-TBL-OCC-3636-18-RO	36w 36d 18h	\$5,912	
		GOT-TBL-OCC-2424-21-RO	24w 24d 21h	\$5,684	
		GOT-TBL-OCC-3030-21-RO	30w 30d 21h	\$5,798	
		GOT-TBL-OCC-3636-21-RO	36w 36d 21h	\$5,912	
		Cherry			
		GOT-TBL-OCC-2424-18-C	24w 24d 18h	\$6,542	
		GOT-TBL-OCC-3030-18-C	30w 30d 18h	\$6,678	
		GOT-TBL-OCC-3636-18-C	36w 36d 18h	\$6,797	
		GOT-TBL-OCC-2424-21-C	24w 24d 21h	\$6,542	
		GOT-TBL-OCC-3030-21-C	30w 30d 21h	\$6,678	
		GOT-TBL-OCC-3636-21-C	36w 36d 21h	\$6,797	
	Rectangular Occasional Table	Red Oak			
		GOT-TBL-OCC-3024-18-RO	30w 24d 18h	\$6,139	
		GOT-TBL-OCC-3624-18-RO	36w 24d 18h	\$6,258	
		GOT-TBL-OCC-4824-18-RO	48w 24d 18h	\$6,354	
		GOT-TBL-OCC-3024-21-RO	30w 24d 21h	\$6,139	
		GOT-TBL-OCC-3624-21-RO	36w 24d 21h	\$6,258	
		GOT-TBL-OCC-4824-21-RO	48w 24d 21h	\$6,354	
		Cherry			
		GOT-TBL-OCC-3024-18-C	30w 24d 18h	\$6,928	
		GOT-TBL-OCC-3624-18-C	36w 24d 18h	\$7,053	
		GOT-TBL-OCC-4824-18-C	48w 24d 18h	\$7,184	
		GOT-TBL-OCC-3024-21-C	30w 24d 21h	\$6,928	
		GOT-TBL-OCC-3624-21-C	36w 24d 21h	\$7,053	
		GOT-TBL-OCC-4824-21-C	48w 24d 21h	\$7,184	
Veneer top standard, plastic laminate or Marmoleum® add 15%.					
Custom modifications upon request.					

STUDY TABLES

	DESCRIPTION	ITEM NO	SIZE	STANDARD LIST	
	Round Study Table with gothic detail, wood legs and wood feet.	Red Oak			
		GOT-TBL-48-30-RO	48 Dia. 30h	\$11,618	
		GOT-TBL-54-30-RO	54 Dia. 30h	\$11,934	
		GOT-TBL-60-30-RO	60 Dia. 30h	\$12,249	
		Cherry			
		GOT-TBL-48-30-C	48 Dia. 30h	\$12,491	
GOT-TBL-54-30-C	54 Dia. 30h	\$12,759			
GOT-TBL-60-30-C	60 Dia. 30h	\$13,122			
	Square Study Table with gothic detail, wood legs and wood feet.	Red Oak			
		GOT-TBL-4848-30-RO	48w 48d 30h	\$8,931	
		GOT-TBL-5454-30-RO	54w 54d 30h	\$9,134	
		GOT-TBL-6060-30-RO	60w 60d 30h	\$9,259	
		Cherry			
		GOT-TBL-4848-30-C	48w 48d 30h	\$9,354	
GOT-TBL-5454-30-C	54w 54d 30h	\$9,575			
GOT-TBL-6060-30-C	60w 60d 30h	\$9,851			
	Rectangular Study Table with gothic detail, wood legs and wood feet.	Red Oak			
		GOT-TBL-4836-30-RO	48w 36d 30h	\$8,495	
		GOT-TBL-6036-30-RO	60w 36d 30h	\$8,819	
		GOT-TBL-7236-30-RO	72w 36d 30h	\$8,953	
		GOT-TBL-6048-30-RO	60w 48d 30h	\$9,735	
		GOT-TBL-7248-30-RO	72w 48d 30h	\$9,869	
		GOT-TBL-8448-30-RO	84w 48d 30h	\$10,003	
		GOT-TBL-9648-30-RO	96w 48d 30h	\$10,188	
		GOT-TBL-10848-30-RO	108w 48d 30h	\$12,742	
		GOT-TBL-8454-30-RO	84w 54d 30h	\$10,080	
		GOT-TBL-9654-30-RO	96w 54d 30h	\$10,270	
		GOT-TBL-10854-30-RO	108w 54d 30h	\$12,824	
		GOT-TBL-8460-30-RO	84w 60d 30h	\$10,456	
		GOT-TBL-9660-30-RO	96w 60d 30h	\$10,599	
		GOT-TBL-10860-30-RO	108w 60d 30h	\$13,122	
		Cherry			
		GOT-TBL-4836-30-C	48w 36d 30h	\$8,827	
		GOT-TBL-6036-30-C	60w 36d 30h	\$9,190	
		GOT-TBL-7236-30-C	72w 36d 30h	\$9,380	
		GOT-TBL-6048-30-C	60w 48d 30h	\$10,024	
		GOT-TBL-7248-30-C	72w 48d 30h	\$10,253	
		GOT-TBL-8448-30-C	84w 48d 30h	\$10,512	
		GOT-TBL-9648-30-C	96w 48d 30h	\$10,750	
		GOT-TBL-10848-30-C	108w 48d 30h	\$13,377	
GOT-TBL-8454-30-C	84w 54d 30h	\$10,616			
GOT-TBL-9654-30-C	96w 54d 30h	\$10,854			
GOT-TBL-10854-30-C	108w 54d 30h	\$13,476			
GOT-TBL-8460-30-C	84w 60d 30h	\$11,018			
GOT-TBL-9660-30-C	96w 60d 30h	\$11,199			
GOT-TBL-10860-30-C	108w 60d 30h	\$13,753			

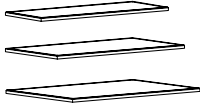
Plastic laminate or Marmoleum® top standard, veneer top add 10%
 Electrical, wire management and accessories available, see electrical section for options
 Custom modifications, youth and standing heights available upon request.

END PANELS



DESCRIPTION	ITEM NO	SIZE	STANDARD LIST
Single Faced End Panel Up to 66" high (h) Up to 90" high (h)	Red Oak GOT-EP-SF-1266-RO GOT-EP-SF-1290-RO	12w 66h 1.25th 12w 90h 1.25th	\$2,411 \$2,467
Double Faced End Panel Up to 66" high (h) Up to 90" high (h)	GOT-EP-DF-2466-RO GOT-EP-DF-2490-RO	24w 66h 1.25th 24w 90h 1.25th	\$3,366 \$3,521
Single Faced End Panel Up to 66" high (h) Up to 90" high (h)	Cherry GOT-EP-SF-1266-C GOT-EP-SF-1290-C	12w 66h 1.25th 12w 90h 1.25th	\$2,562 \$2,657
Double Faced End Panel Up to 66" high (h) Up to 90" high (h)	GOT-EP-DF-2466-C GOT-EP-DF-2490-C	24w 66h 1.25th 24w 90h 1.25th	\$3,673 \$3,845

TOP CAPS



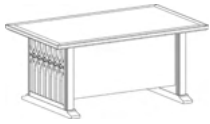
Single Faced Width Top Cap Priced per foot length (l)	Red Oak GOT-TC-SF-12xx-RO	12w xdl 1.25th	\$277 per linear foot
Double Faced Width Top Cap Priced per foot length (l)	GOT-TC-DF-24xx-RO	24w xdl 1.25th	\$354 per linear foot
File Cabinet Width Top Cap Priced per foot length (l)	GOT-TC-FC-36xx-RO	36w xdl 1.25th	\$488 per linear foot
Single Faced Width Top Cap Priced per foot length (l)	Cherry GOT-TC-SF-12xx-C	12w xdl 1.25th	\$294 per linear foot
Double Faced Width Top Cap Priced per foot length (l)	GOT-TC-DF-24xx-C	24w xdl 1.25th	\$372 per linear foot
File Cabinet Width Top Cap Priced per foot length (l)	GOT-TC-FC-36xx-C	36w xdl 1.25th	\$553 per linear foot

FILLER STRIP MOULDING

Filler Strip Moulding Small-Finished filler strip	GOT-FLLR-3-3-96	8 ft. lengths	\$946 per 8 ft. length
Filler Strip Moulding Large-Finished filler strip	GOT-FLLR-6-3-96	8 ft. lengths	\$1,417 per 8 ft. length

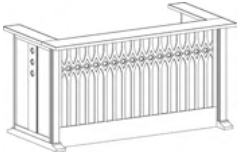
Plastic laminate or Marmoleum® top standard, veneer top add 20%
Custom modifications available upon request.

COUNSEL TABLES



DESCRIPTION	ITEM NO	SIZE	STANDARD LIST
Rectangular Counsel Table with wood edgeband, Marmoleum or plastic laminate inset top, and panel base with quatrefoil detail Tables Comes with plastic laminate or wood veneer modesty panel	Counsel Tables		
	GOT-TBL-CORT-6036-30	60w 36d 30h	\$13,966
	GOT-TBL-CORT-7236-30	72w 36d 30	\$14,665
	GOT-TBL-CORT-8436-30	84w 36d 30h	\$15,398
	GOT-TBL-CORT-6042-30	60w 42d 30h	\$16,168
	GOT-TBL-CORT-7242-30	72w 42d 30h	\$16,976
GOT-TBL-CORT-8442-30	84w 42d 30h	\$17,825	

JUDGE BENCH



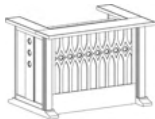
DESCRIPTION	ITEM NO	SIZE	STANDARD LIST
Rectangular Judge Bench with wood edgeband, Marmoleum or plastic laminate inset top, and panel base with quatrefoil detail Bench Comes with plastic laminate or wood veneer modesty panel and top cap	Judge Bench		
	GOT-JDG-CORT-6036-42	60w 36d 42h	\$24,781
	GOT-JDG-CORT-7236-42	72w 36d 42h	\$24,781
	GOT-JDG-CORT-8436-42	84w 36d 42h	\$26,020

PODIUM



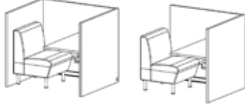




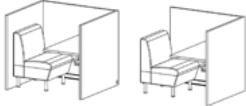




DESCRIPTION	ITEM NO	SIZE	STANDARD LIST
Podium with wood edgeband, Marmoleum or plastic laminate inset top, and panel base with quatrefoil detail Podium Comes with plastic laminate or wood veneer modesty panel	Podium		
	GOT-PDM-CORT-3624-48	36w 24d 48h	\$12,292

WITNESS STAND



DESCRIPTION	ITEM NO	SIZE	STANDARD LIST
Witness Stand with wood edgeband, Marmoleum or plastic laminate inset top, and panel base with quatrefoil detail. Bench Comes with plastic laminate or wood veneer modesty panel	Witness Stand		
	GOT-WTN-CORT-4230-33	42w 30d 33h	\$21,637

Plastic laminate or Marmoleum® top standard, veneer top add 10%
Electrical, wire management and accessories available, see electrical section for options

WORKSTATIONS	DESCRIPTION	ITEM NO	SIZE	STANDARD LIST
	Single Faced 1 Person Work Station with maple, cherry, or red oak surrounds, plastic laminate work surface and side shelf, PVC edgeband, and bench with cushioned seat and back, metal legs with clear anodized aluminum finish.	Veneer No Electrical		
		H-WS-SR-4942-48-RF-V	49w 42d 48h 19sh	\$11,854
		H-WS-SR-4942-48-LF-V	49w 42d 48h 19sh	\$11,854
		H-WS-AD-4942-48-RF-V	48w 42d 48h 19sh	\$11,586
		H-WS-AD-4942-48-LF-V	48w 42d 48h 19sh	\$11,586
		NOTE: Does not include power module on work surface		
	Single Faced 1 Person Work Station with maple, cherry, or red oak surrounds, plastic laminate work surface and side shelf, PVC edgeband, and bench with cushioned seat and back, metal legs with clear anodized aluminum finish.	Veneer 4-Trac Electrical		
		H-WS-SR-4942-48-RF-E-V	49w 42d 48h 19sh	\$12,421
		H-WS-SR-4942-48-LF-E-V	49w 42d 48h 19sh	\$12,421
		H-WS-AD-4942-48-RF-E-V	48w 42d 48h 19sh	\$12,044
		H-WS-AD-4942-48-LF-E-V	48w 42d 48h 19sh	\$12,044
	Surface Mount Power Pop Up *1 Power Outlet 1 USB A+C Outlets *Finish: Silver Powder Coat	NOTE: 4-Trac is a hardwire connection which requires an electrician to wire to a junction box		
	Single Faced 1 Person Work Station with maple, cherry, or red oak surrounds, plastic laminate work surface and side shelf, PVC edgeband, and bench with cushioned seat and back, metal legs with clear anodized aluminum finish.	Veneer Plug Set		
		H-WS-SR-4942-48-RF-PG-V	49w 42d 48h 19sh	\$12,302
		H-WS-SR-4942-48-LF-PG-V	49w 42d 48h 19sh	\$12,302
		H-WS-AD-4942-48-RF-PG-V	48w 42d 48h 19sh	\$12,017
		H-WS-AD-4942-48-LF-PG-V	48w 42d 48h 19sh	\$12,017
	Surface Mount Power Pop Up *1 Power Outlet 1 USB A+C Outlets *Finish: Silver Powder Coat	NOTE: Plug Set is a standard 110v plug		
	Single Faced 1 Person Work Station with plastic laminate surrounds, work surface, and side shelf, PVC edgeband, bench with cushioned seat and back, metal legs with clear anodized aluminum finish.	Plastic Laminate No Electrical		
		H-WS-SR-4942-48-RF-P	49w 42d 48h 19sh	\$11,668
		H-WS-SR-4942-48-LF-P	49w 42d 48h 19sh	\$11,668
		H-WS-AD-4942-48-RF-P	48w 42d 48h 19sh	\$10,760
		H-WS-AD-4942-48-LF-P	48w 42d 48h 19sh	\$10,760
		NOTE: Does not include power module on work surface		
	Single Faced 1 Person Work Station with plastic laminate surrounds, work surface, and side shelf, PVC edgeband, bench with cushioned seat and back, metal legs with clear anodized aluminum finish.	Plastic Laminate 4-Trac Electrical		
		H-WS-SR-4942-48-RF-E-P	49w 42d 48h 19sh	\$12,423
		H-WS-SR-4942-48-LF-E-P	49w 42d 48h 19sh	\$12,423
		H-WS-AD-4942-48-RF-E-P	48w 42d 48h 19sh	\$11,301
		H-WS-AD-4942-48-LF-E-P	48w 42d 48h 19sh	\$11,301
	Surface Mount Power Pop Up *1 Power Outlet 1 USB A+C Outlets *Finish: Silver Powder Coat	NOTE: 4-Trac is a hardwire connection which requires an electrician to wire to a junction box		
	Single Faced 1 Person Work Station with plastic laminate surrounds, work surface, and side shelf, PVC edgeband, bench with cushioned seat and back, metal legs with clear anodized aluminum finish.	Plastic Laminate Plug Set		
		H-WS-SR-4942-48-RF-PG-P	49w 42d 48h 19sh	\$12,183
		H-WS-SR-4942-48-LF-PG-P	49w 42d 48h 19sh	\$12,183
		H-WS-AD-4942-48-RF-PG-P	48w 42d 48h 19sh	\$11,276
		H-WS-AD-4942-48-LF-PG-P	48w 42d 48h 19sh	\$11,276
	Surface Mount Power Pop Up *1 Power Outlet 1 USB A+C Outlets *Finish: Silver Powder Coat	NOTE: Plug Set is a standard 110v plug		
	COM Requirement Bench: 2.25 yards of 54" wide plain fabric. Contrasting Fabric: Seat 1.25 yards, back 1.25 yards.			
	Standard Laminates include: Wilsonart: Series 60 finish laminates Formica: Series 58 finish laminates All other laminate series may be subject to up charge.			

CONFIGURATIONS

Right Facing Starter

H-WS-SR-4942-48-RF-V
 H-WS-SR-4942-48-RF-E-V
 H-WS-SR-4942-48-RF-PG-V
 H-WS-SR-4942-48-RF-P
 H-WS-SR-4942-48-RF-E-P
 H-WS-SR-4942-48-RF-PG-P



Left Facing Starter

H-WS-SR-4942-48-LF-V
 H-WS-SR-4942-48-LF-E-V
 H-WS-SR-4942-48-LF-PG-V
 H-WS-SR-4942-48-LF-P
 H-WS-SR-4942-48-LF-E-P
 H-WS-SR-4942-48-LF-PG-P



Right Facing Adder

H-WS-AD-4942-48-RF-V
 H-WS-AD-4942-48-RF-E-V
 H-WS-AD-4942-48-RF-PG-V
 H-WS-AD-4942-48-RF-P
 H-WS-AD-4942-48-RF-E-P
 H-WS-AD-4942-48-RF-PG-P



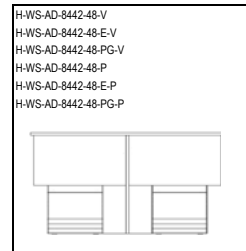
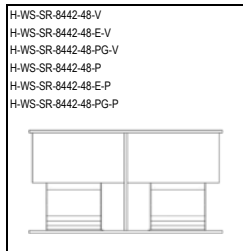
Left Facing Adder





H-WS-AD-4942-48-LF-V
 H-WS-AD-4942-48-LF-E-V
 H-WS-AD-4942-48-LF-PG-V
 H-WS-AD-4942-48-LF-P
 H-WS-AD-4942-48-LF-E-P
 H-WS-AD-4942-48-LF-PG-P



WORKSTATIONS	DESCRIPTION	ITEM NO	SIZE	STANDARD LIST
	Double Faced 2 Person Work Station with Maple, Cherry, or Red Oak Veneer Surrounds. Plastic Laminate Work Surface and Side Shelf PVC Edgeband Benches with Cushioned Seat and Back Metal Leg Base with a Clear Anodized Aluminum finish	Veneer No Electrical H-WS-SR-8442-48-V H-WS-AD-8442-48-V	49w 84d 48h 19sh 48w 84d 48h 19sh	\$19,993 \$18,220
		NOTE: Does not include power module on work surface		
 	Double Faced 2 Person Work Station with Maple, Cherry, or Red Oak Veneer Surrounds. Plastic Laminate Work Surface and Side Shelf PVC Edgeband Benches with Cushioned Seat and Back Metal Leg Base with a Clear Anodized Aluminum finish Surface Mount Power Pop Up *1 Power Outlet 1 USB A+C Outlets *Finish: Silver Powder Coat	Veneer 4-Trac Electrical H-WS-SR-8442-48-E-V H-WS-AD-8442-48-E-V	49w 84d 48h 19sh 48w 84d 48h 19sh	\$21,263 \$19,302
		NOTE: 4-Trac is a hardwire connection which requires an electrician to wire to a junction box		
 	Double Faced 2 Person Work Station with Maple, Cherry, or Red Oak Veneer Surrounds. Plastic Laminate Work Surface and Side Shelf PVC Edgeband Benches with Cushioned Seat and Back Metal Leg Base with a Clear Anodized Aluminum finish Surface Mount Power Pop Up *1 Power Outlet 1 USB A+C Outlets *Finish: Silver Powder Coat	Veneer Plug Set H-WS-SR-8442-48-PG-V H-WS-AD-8442-48-PG-V	49w 84d 48h 19sh 48w 84d 48h 19sh	\$21,025 \$19,252
		NOTE: Plug Set is a stand 110v plug		
COM Requirement Bench: 4 yards of 54" wide plain fabric. Contrasting Fabric: Seat 2 yards, back 2 yards.				
	Double Faced Work Station with Standard Plastic Laminate Surrounds. Plastic Laminate Work Surface Plastic Laminate Side Shelf Metal Leg Base with a Clear Anodized Aluminum finish	Plastic Laminate No Electrical H-WS-SR-8442-48-P H-WS-AD-8442-48-P	49w 84d 48h 19sh 48w 84d 48h 19sh	\$18,990 \$17,512
		NOTE: Does not include power module on work surface		
 	Double Faced Work Station with Standard Plastic Laminate Surrounds. Plastic Laminate Work Surface Plastic Laminate Side Shelf Metal Leg Base with a Clear Anodized Aluminum finish Surface Mount Power Pop Up *1 Power Outlet 1 USB A+C Outlets *Finish: Silver Powder Coat	Plastic Laminate 4-Trac Electrical H-WS-SR-8442-48-E-P H-WS-AD-8442-48-E-P	49w 84d 48h 19sh 48w 84d 48h 19sh	\$20,260 \$18,594
		NOTE: 4-Trac is a hardwire connection which requires an electrician to wire to a junction box		
 	Double Faced Work Station with Standard Plastic Laminate Surrounds. Plastic Laminate Work Surface Plastic Laminate Side Shelf Metal Leg Base with a Clear Anodized Aluminum finish Surface Mount Power Pop Up *1 Power Outlet 1 USB A+C Outlets *Finish: Silver Powder Coat	Plastic Laminate Plug Set H-WS-SR-8442-48-PG-P H-WS-AD-8442-48-PG-P	49w 84d 48h 19sh 48w 84d 48h 19sh	\$20,022 \$18,544
		NOTE: Plug Set is a stand 110v plug		
COM Requirement Bench: 5 yards of 54" wide plain fabric. Contrasting Fabric: Seat 2 yards, back 2 yards.				
Standard Laminates include: Wilsonart: Series 60 finish laminates Formica: Series 58 finish laminates All other laminate series may be subject to up charge.				

CONFIGURATIONS




WORKSTATIONS	DESCRIPTION	ITEM NO	SIZE	STANDARD LIST
	Single Faced 2 Person Work Station with Maple, Cherry, or Red Oak Veneer Surrounds. Plastic Laminate Work Surface and Side Shelf PVC Edgeband	Veneer No Electrical H-WS-SR-7742-48-RF-V H-WS-SR-7742-48-LF-V H-WS-AD-7742-48-RF-V H-WS-AD-7742-48-LF-V	77w 42d 48h 19sh 77w 42d 48h 19sh 76w 42d 48h 19sh 76w 42d 48h 19sh	\$18,897 \$18,897 \$16,830 \$16,830
	Aluminum finish	NOTE: Does not include power module on work surface		
	Single Faced 2 Person Work Station with Maple, Cherry, or Red Oak Veneer Surrounds. Plastic Laminate Work Surface and Side Shelf PVC Edgeband	Veneer 4-Trac Electrical H-WS-SR-7742-48-RF-E-V H-WS-SR-7742-48-LF-E-V H-WS-AD-7742-48-RF-E-V H-WS-AD-7742-48-LF-E-V	77w 42d 48h 19sh 77w 42d 48h 19sh 76w 42d 48h 19sh 76w 42d 48h 19sh	\$19,578 \$19,578 \$17,416 \$17,416
	Benches with Cushioned Seat and Back Metal Leg Base with a Clear Anodized Aluminum finish			
	Surface Mount Power Pop Up *2 Power Outlet 1 USB A+C Outlets *Finish: Silver Powder Coat	NOTE: 4-Trac is a hardwire connection which requires an electrician to wire to a junction box		
	Single Faced 2 Person Work Station with Maple, Cherry, or Red Oak Veneer Surrounds. Plastic Laminate Work Surface and Side Shelf PVC Edgeband	Veneer Plug Set H-WS-SR-7742-48-RF-PG-V H-WS-SR-7742-48-LF-PG-V H-WS-AD-7742-48-RF-PG-V H-WS-AD-7742-48-LF-PG-V	77w 42d 48h 19sh 77w 42d 48h 19sh 76w 42d 48h 19sh 76w 42d 48h 19sh	\$19,431 \$19,431 \$17,363 \$17,363
	Aluminum finish			
	Surface Mount Power Pop Up *2 Power Outlet 1 USB A+C Outlets *Finish: Silver Powder Coat	NOTE: Plug Set is a stand 110v plug		
	COM Requirement Bench: 4 yards of 54" wide plain fabric. Contrasting Fabric: Seat 2 yards, back 2 yards.			
	Single Faced 2 Person Work Station with Standard Plastic Laminate Surrounds. Plastic Laminate Work Surface and Side Shelf PVC Edgeband	Plastic Laminate No Electrical H-WS-SR-7742-48-RF-P H-WS-SR-7742-48-LF-P H-WS-AD-7742-48-RF-P H-WS-AD-7742-48-LF-P	77w 42d 48h 19sh 77w 42d 48h 19sh 76w 42d 48h 19sh 76w 42d 48h 19sh	\$18,161 \$18,161 \$15,898 \$15,898
	Aluminum finish	NOTE: Does not include power module on work surface		
	Single Faced 2 Person Work Station with Standard Plastic Laminate Surrounds. Plastic Laminate Work Surface and Side Shelf PVC Edgeband	Plastic Laminate 4-Trac Electrical H-WS-SR-7742-48-RF-E-P H-WS-SR-7742-48-LF-E-P H-WS-AD-7742-48-RF-E-P H-WS-AD-7742-48-LF-E-P	77w 42d 48h 19sh 77w 42d 48h 19sh 76w 42d 48h 19sh 76w 42d 48h 19sh	\$18,841 \$18,841 \$16,485 \$16,485
	Benches with Cushioned Seat and Back Metal Leg Base with a Clear Anodized Aluminum finish			
	Surface Mount Power Pop Up *2 Power Outlet 1 USB A+C Outlets *Finish: Silver Powder Coat	NOTE: 4-Trac is a hardwire connection which requires an electrician to wire to a junction box		
	Single Faced 2 Person Work Station with Standard Plastic Laminate Surrounds. Plastic Laminate Work Surface and Side Shelf PVC Edgeband	Plastic Laminate Plug Set H-WS-SR-7742-48-RF-PG-P H-WS-SR-7742-48-LF-PG-P H-WS-AD-7742-48-RF-PG-P H-WS-AD-7742-48-LF-PG-P	77w 42d 48h 19sh 77w 42d 48h 19sh 76w 42d 48h 19sh 76w 42d 48h 19sh	\$18,694 \$18,694 \$16,513 \$16,513
	Aluminum finish			
	Surface Mount Power Pop Up *2 Power Outlet 1 USB A+C Outlets *Finish: Silver Powder Coat	NOTE: Plug Set is a stand 110v plug		
	COM Requirement Bench: 4 yards of 54" wide plain fabric. Contrasting Fabric: Seat 2 yards, back 2 yards.			
	Standard Laminates include: Wilsonart: Series 60 finish laminates Formica: Series 58 finish laminates All other laminate series may be subject to up charge.			

CONFIGURATIONS


Right Facing Starter

H-WS-SR-7742-48-RF-V
H-WS-SR-7742-48-RF-E-V
H-WS-SR-7742-48-RF-PG-V
H-WS-SR-7742-48-RF-P
H-WS-SR-7742-48-RF-E-P
H-WS-SR-7742-48-RF-PG-P




Left Facing Starter

H-WS-SR-7742-48-LF-V
H-WS-SR-7742-48-LF-E-V
H-WS-SR-7742-48-LF-PG-V
H-WS-SR-7742-48-LF-P
H-WS-SR-7742-48-LF-E-P
H-WS-SR-7742-48-LF-PG-P




Right Facing Adder

H-WS-AD-7742-48-RF-V
H-WS-AD-7742-48-RF-E-V
H-WS-AD-7742-48-RF-PG-V
H-WS-AD-7742-48-RF-P
H-WS-AD-7742-48-RF-E-P
H-WS-AD-7742-48-RF-PG-P



Left Facing Adder


H-WS-AD-7742-48-LF-V
H-WS-AD-7742-48-LF-E-V
H-WS-AD-7742-48-LF-PG-V
H-WS-AD-7742-48-LF-P
H-WS-AD-7742-48-LF-E-P
H-WS-AD-7742-48-LF-PG-P




AGATI

HAMPTON SEATING


HAMPTON - Metal Leg Base



DESCRIPTION	ITEM NO	SIZE	STANDARD LIST
Straight Banquette with cushioned seat and back, metal legs*. *(Anodized aluminum)	HMP-STG-4825-M	48w 25d 36h 19sh COM requirement: 4.25 yards of 54" wide plain fabric. Contrasting Fabric: Seat 1.75 yards, back 2.75 yards.	\$6,530
Open back (Back not fully upholstered, flush with wall)	HMP-STG-4825-M-OB	48w 25d 36h 19sh COM requirement: 3.5 yards of 54" wide plain fabric. Contrasting Fabric: Seat 1.75 yards, back 1.75 yards.	\$5,682
Straight Banquette with cushioned seat and back, metal legs.	HMP-STG-6025-M	60w 25d 36h 19sh COM requirement: 6.75 yards of 54" wide plain fabric. Contrasting Fabric: Seat 2.75 yards, back 4 yards.	\$7,376
Open back (Back not fully upholstered, flush with wall)	HMP-STG-6025-M-OB	60w 25d 36h 19sh COM requirement: 4.75 yards of 54" wide plain fabric. Contrasting Fabric: Seat 2.75 yards, back 2 yards.	\$6,525
Straight Banquette with cushioned seat and back, metal legs.	HMP-STG-7225-M	72w 25d 36h 19sh COM requirement: 6.75 yards of 54" wide plain fabric. Contrasting Fabric: Seat 2.75 yards, back 4 yards.	\$8,306
Open back (Back not fully upholstered, flush with wall)	HMP-STG-7225-M-OB	72w 25d 36h 19sh COM requirement: 4.75 yards of 54" wide plain fabric. Contrasting Fabric: Seat 2.75 yards, back 2 yards.	\$7,407



Straight Banquette with cushioned seat and back, metal legs*. Upholstered screen. *(Anodized aluminum)	HMP-STG-4825-M-U	48w 26.75d 48h 19sh COM requirement: Bench 3.5 yards of 54" wide plain fabric. Screen 3.5 yards (railroaded). Contrasting Fabric: Seat 1.75 yards, back 1.75 yards.	\$8,697
	HMP-STG-6025-M-U	60w 26.75d 48h 19sh COM requirement: Bench 4.75 yards of 54" wide plain fabric. Screen 4 yards (railroaded). Contrasting Fabric: Seat 2.75 yards, back 2 yards.	\$9,330
	HMP-STG-7225-M-U	72w 26.75d 48h 19sh COM requirement: Bench 4.75 yards of 54" wide plain fabric. Screen 4.75 yards (railroaded). Contrasting Fabric: Seat 2.75 yards, back 2 yards.	\$11,958



Straight Banquette with cushioned seat and back, metal legs*. Wood veneer screen (maple, cherry, red oak). *(Anodized aluminum)	HMP-STG-4825-M-W	48w 26.75d 48h 19sh COM requirement: Bench 3.5 yards of 54" wide plain fabric. Contrasting Fabric: Seat 1.75 yards, back 1.75 yards.	\$9,461
	HMP-STG-6025-M-W	60w 26.75d 48h 19sh COM requirement: 4.75 yards of 54" wide plain fabric. Contrasting Fabric: Seat 2.75 yards, back 2 yards.	\$10,568
	HMP-STG-7225-M-W	72w 26.75d 48h 19sh COM requirement: 4.75 yards of 54" wide plain fabric. Contrasting Fabric: Seat 2.75 yards, back 2 yards.	\$12,125

CUSTOM OPTIONS:	ITEM NO	STANDARD LIST
Cal 133 Fire Barrier 48w	OPT-UPH-133-48	\$2,613
Cal 133 Fire Barrier 60w	OPT-UPH-133-60	\$2,887
Cal 133 Fire Barrier 72w	OPT-UPH-133-72	\$3,208
COL	OPT-UPH-L	Add 10%
Shelf (Plastic laminate, pvc) and Foot Rail 48w	OPT-SHLF-RAIL-48	\$5,739
Shelf (Plastic laminate, pvc) and Foot Rail 60w	OPT-SHLF-RAIL-60	\$5,999
Shelf (Plastic laminate, pvc) and Foot Rail 72w	OPT-SHLF-RAIL-72	\$6,280
Ganging Plate	OPT-GNG-PLATE-BK	\$54
Wire management in Panel	OPT-WM-PANEL	\$650
Casters (non-locking) Per Set	OPT-CASTERS-STRAIGHT	\$541
Built-in surround, custom finishes and other modifications available upon request.		
COM fabrics must be tested and approved by Agati before order is placed. Please send memo samples for approval.		
* Anodized aluminum- metal legs. Powdercoat Legs are not available.		

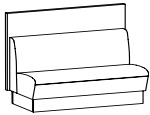
AGATI

HAMPTON SEATING

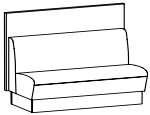
HAMPTON - Plinth Base



DESCRIPTION	ITEM NO	SIZE	STANDARD LIST
Straight Banquette with cushioned seat and back, laminate or wood veneer plinth base.	HMP-STG-4825-P	48w 25d 36h 19sh	\$8,234
	HMP-STG-4825-PV	48w 25d 36h 19sh	\$8,390
	COM requirement: 4.25 yards of 54" wide plain fabric. Contrasting Fabric: Seat 1.75 yards, back 2.75 yards.		
Open back (Back not fully upholstered, flush with wall)	HMP-STG-4825-P-OB	48w 25d 36h 19sh	\$14,813
	HMP-STG-4825-PV-OB	48w 25d 36h 19sh	\$7,605
	COM requirement: 3.5 yards of 54" wide plain fabric. Contrasting Fabric: Seat 1.75 yards, back 1.75 yards.		
Straight Banquette with cushioned seat and back, laminate or wood veneer plinth base.	HMP-STG-6025-P	60w 25d 36h 19sh	\$9,714
	HMP-STG-6025-PV	60w 25d 36h 19sh	\$9,919
	COM requirement: 6.75 yards of 54" wide plain fabric. Contrasting Fabric: Seat 2.75 yards, back 4 yards.		
Open back (Back not fully upholstered, flush with wall)	HMP-STG-6025-P-OB	60w 25d 36h 19sh	\$8,823
	HMP-STG-6025-PV-OB	60w 25d 36h 19sh	\$8,834
	COM requirement: 4.75 yards of 54" wide plain fabric. Contrasting Fabric: Seat 2.75 yards, back 2 yards.		
Straight Banquette with cushioned seat and back, laminate or wood veneer plinth base.	HMP-STG-7225-P	72w 25d 36h 19sh	\$10,876
	HMP-STG-7225-PV	72w 25d 36h 19sh	\$11,165
	COM requirement: 6.75 yards of 54" wide plain fabric. Contrasting Fabric: Seat 2.75 yards, back 4 yards.		
Open back (Back not fully upholstered, flush with wall)	HMP-STG-7225-P-OB	72w 25d 36h 19sh	\$9,929
	HMP-STG-7225-PV-OB	72w 25d 36h 19sh	\$10,212
	COM requirement: 4.75 yards of 54" wide plain fabric. Contrasting Fabric: Seat 2.75 yards, back 2 yards.		



Straight Banquette with cushioned seat and back, laminate or wood veneer plinth base. Upholstered screen.	HMP-STG-4825-P-U	48w 26.75d 48h 19sh	\$10,286
	HMP-STG-4825-PV-U	48w 26.75d 48h 19sh	\$10,449
	COM requirement: 3.5 yards of 54" wide plain fabric. Screen 3.5 yards (railroaded). Contrasting Fabric: Seat 1.75 yards, back 1.75 yards.		
Open back (Back not fully upholstered, flush with wall)	HMP-STG-6025-P-U	60w 26.75d 48h 19sh	\$11,752
	HMP-STG-6025-PV-U	60w 26.75d 48h 19sh	\$11,934
	COM requirement: 4.75 yards of 54" wide plain fabric. Screen 4 yards (railroaded). Contrasting Fabric: Seat 2.75 yards, back 2 yards.		
Open back (Back not fully upholstered, flush with wall)	HMP-STG-7225-P-U	72w 26.75d 48h 19sh	\$14,507
	HMP-STG-7225-PV-U	72w 26.75d 48h 19sh	\$14,827
	COM requirement: 4.75 yards of 54" wide plain fabric. Screen 4.75 yards (railroaded). Contrasting Fabric: Seat 2.75 yards, back 2 yards.		

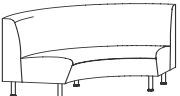
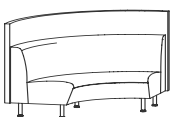
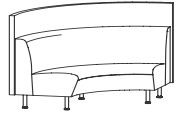


Straight Banquette with cushioned seat and back, laminate or wood veneer plinth base. Wood Veneer screen (maple, cherry, red oak).	HMP-STG-4825-P-W	48w 26.75d 48h 19sh	\$11,488
	HMP-STG-4825-PV-W	48w 26.75d 48h 19sh	\$11,647
	COM requirement: Bench 3.5 yards of 54" wide plain fabric. Contrasting Fabric: Seat 1.75 yards, back 1.75 yards.		
Open back (Back not fully upholstered, flush with wall)	HMP-STG-6025-P-W	60w 26.75d 48h 19sh	\$12,889
	HMP-STG-6025-PV-W	60w 26.75d 48h 19sh	\$13,092
	COM requirement: Bench 4.75 yards of 54" wide plain fabric. Contrasting Fabric: Seat 2.75 yards, back 2 yards.		
Open back (Back not fully upholstered, flush with wall)	HMP-STG-7225-P-W	72w 26.75d 48h 19sh	\$14,700
	HMP-STG-7225-PV-W	72w 26.75d 48h 19sh	\$14,986
	COM requirement: Bench 4.75 yards of 54" wide plain fabric. Contrasting Fabric: Seat 2.75 yards, back 2 yards.		

CUSTOM OPTIONS:	ITEM NO	STANDARD LIST
Cal 133 Fire Barrier 48w	OPT-UPH-133-48	\$2,613
Cal 133 Fire Barrier 60w	OPT-UPH-133-60	\$2,887
Cal 133 Fire Barrier 72w	OPT-UPH-133-72	\$3,208
COL	OPT-UPH-L	Add 10%
Shelf (Plastic laminate, pvc) and Foot Rail 48w	OPT-SHLF-RAIL-48	\$5,739
Shelf (Plastic laminate, pvc) and Foot Rail 60w	OPT-SHLF-RAIL-60	\$5,999
Shelf (Plastic laminate, pvc) and Foot Rail 72w	OPT-SHLF-RAIL-72	\$6,280
Wire management in Panel	OPT-WM-PANEL	\$650
Ganging Plate	OPT-GNG-PLATE-BK	\$54
Built-in surround, custom finishes and other modifications available upon request.		
COM fabrics must be tested and approved by Agati before order is placed. Please send memo samples for approval.		

AGATI

HAMPTON SEATING

HAMPTON - Metal Leg Base	DESCRIPTION	ITEM NO	SIZE	STANDARD LIST
	Curved Banquette 90 degree curve with cushioned seat and back, metal legs*. *(Anodized aluminum)	HMP-STG-90DEG-M	48w 48d 36h 19sh	\$8,527
	COM requirement: 7 yards of 54" wide plain fabric. Contrasting Fabric: Seat 2.5 yards, back 4.5 yards.			
	Curved Banquette 90 degree curve with cushioned seat and back, metal legs*. Upholstered Back Screen. *(Anodized aluminum)	HMP-STG-90DEG-M-U	48w 48d 48h 19sh	\$12,246
	COM requirement: Bench 5 yards of 54" wide plain fabric. Screen 5 yards (railroaded). Contrasting Fabric: Seat 2.5 yards, back 2.5 yards.			
	Curved Banquette 90 degree curve with cushioned seat and back, metal legs*. Wood veneer screen (maple, cherry, red oak). *(Anodized aluminum)	HMP-STG-90DEG-M-W	48w 48d 48h 19sh	\$15,136
	COM requirement: 5 yards of 54" wide plain fabric. Contrasting Fabric: Seat 2.5 yards, back 2.5 yards.			

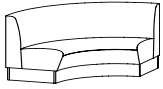
Key: MLB - Metal Leg Base
UPS - Upholstered Panel Screen
PLB - Plastic Laminate Plinth Base
PLBV - Wood Veneer Plinth Base
WPS - Wood Veneer Panel Screen

CUSTOM OPTIONS:	ITEM NO	STANDARD LIST
Cal 133 Fire Barrier	OPT-UPH-133-90DEG	\$3,467
COL	OPT-UPH-L	add 20%
Ganging Plate	OPT-GNG-PLATE-BK	\$54
Casters (non-locking) Per Set	OPT-CASTERS-90DEG	\$678
Shelf (Plastic laminate, pvc) and Foot Rail 90deg	OPT-SHLF-RAIL-90DEG	\$6,724
Wire management in Panel		
Built-in surround, custom finishes and other modifications available upon request. COM fabrics must be tested and approved by Agati before order is placed. Please send memo samples for approval. * Anodized aluminum- metal legs. Powdercoat Legs are not available.		

AGATI

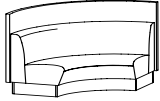
HAMPTON SEATING

HAMPTON - Plinth Base



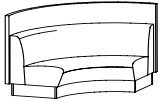
DESCRIPTION	ITEM NO	SIZE	STANDARD LIST
Curved Banquette	HMP-STG-90DEG-P	48w 48d 36h 19sh	\$11,141
90 degree curve with cushioned seat and back, laminate and wood veneer plinth base.	HMP-STG-90DEG-PV	48w 48d 36h 19sh	\$11,424

COM requirement: 7 yards of 54" wide plain fabric.
Contrasting Fabric: Seat 2.5 yards, back 4.5 yards.



Curved Banquette	HMP-STG-90DEG-P-U	48w 48d 48h 19sh	\$14,742
90 degree curve with cushioned seat and back, laminate and wood veneer plinth base. Upholstered screen.	HMP-STG-90DEG-PV-U	48w 48d 48h 19sh	\$15,045

COM requirement: Bench 5 yards of 54" wide plain fabric. Screen 5 yards (railroaded).
Contrasting Fabric: Seat 2.5 yards, back 2.5 yards.



Curved Banquette	HMP-STG-90DEG-P-W	48w 48d 48h 19sh	\$17,781
90 degree curve with cushioned seat and back, laminate and wood veneer plinth base. Wood veneer screen (maple, cherry, red oak).	HMP-STG-90DEG-PV-W	48w 48d 48h 19sh	\$18,058

COM requirement: 5 yards of 54" wide plain fabric.
Contrasting Fabric: Seat 2.5 yards, back 2.5 yards.

CUSTOM OPTIONS:	ITEM NO	STANDARD LIST
Cal 133 Fire Barrier	OPT-UPH-133-90DEG	\$3,467
COL	OPT-UPH-L	Add 10%
Shelf (Plastic laminate, pvc) and Foot Rail 90deg	OPT-SHLF-RAIL-90DEG	\$6,724
Ganging Plate	OPT-GNG-PLATE-BK	\$54
Wire management in Panel	OPT-WM-PANEL	\$650

Built-in surround, custom finishes and other modifications available upon request.
COM fabrics must be tested and approved by Agati before order is placed. Please send memo samples for approval.

AGATI

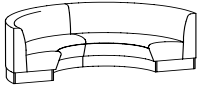
HAMPTON SEATING

HAMPTON - Metal Leg Base	DESCRIPTION	ITEM NO	SIZE	STANDARD LIST
	Two Curved Banquettes 180 degree curve with cushioned seat and back, metal legs*. *(Anodized aluminum)	HMP-STG-180DEG-M	96w 48d 36h 19sh	\$16,432
	COM requirement: 14 yards of 54" wide plain fabric. Contrasting Fabric: Seat 5 yards, back 9 yards.			
	Two Curved Banquettes 180 degree curve with cushioned seat and back, metal legs*. Upholstered screen.	HMP-STG-180DEG-M-U	96w 48d 48h 19sh	\$23,326
	Two Curved Banquettes Plastic laminate shelf, pvc edge. COM requirement: 10 yards of 54" wide plain fabric. Screen 11 yards (railroaded). Contrasting Fabric: Seat 5 yards, back 5 yards.	HMP-STG-180DEG-M-U-S-P		\$31,761
	Two Curved Banquettes 180 degree curve with cushioned seat and back, metal legs*. Wood veneer screen.	HMP-STG-180DEG-M-W	96w 48d 48h 19sh	\$29,907
	Two Curved Banquettes Plastic laminate shelf, pvc edge. COM requirement: Bench 10 yards of 54" wide plain fabric. Contrasting Fabric: Seat 5 yards, back 5 yards.	HMP-STG-180DEG-M-W-S-P	Shelf 39h AFF, Shelf 14d	\$37,303
CUSTOM OPTIONS:				
	Cal 133 Fire Barrier	OPT-UPH-133-180DEG		\$6,594
	COL	OPT-UPH-L	add 10%	
	Ganging Plate	OPT-GNG-PLATE-BK		\$54
	Casters (non-locking) Per Set	OPT-CASTERS-180DEG		\$1,360
	Foot Rail option	OPT-RAIL-180DEG		\$5,609
	Wire management in Panel	OPT-WM-PANEL		\$650
	Built-in surround, custom finishes and other modifications available upon request. COM fabrics must be tested and approved by Agati before order is placed. Please send memo samples for approval. * Anodized aluminum- metal legs. Powdercoat Legs are not available.			

AGATI

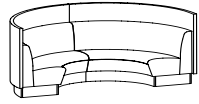
HAMPTON SEATING

HAMPTON - Plinth Base

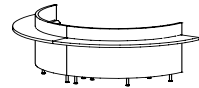


DESCRIPTION	ITEM NO	SIZE	STANDARD LIST
Two Curved Banquettes 180 degree curve with cushioned seat and back, laminate or veneer plinth base.	HMP-STG-180DEG-P	96w 48d 36h 19sh	\$21,662
	HMP-STG-180DEG-PV	96w 48d 36h 19sh	\$22,228

COM requirement: 14 yards of 54" wide plain fabric.
Contrasting Fabric: Seat 5 yards, back 9 yards.

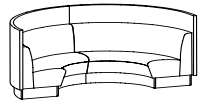


Two Curved Banquettes 180 degree curve with cushioned seat and back, laminate or veneer plinth base. Upholstered screen.	HMP-STG-180DEG-P-U	96w 48d 48h 19sh	\$29,094
	HMP-STG-180DEG-PV-U	96w 48d 48h 19sh	\$29,699

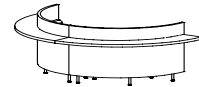


Two Curved Banquettes Plastic laminate shelf, pvc edge.	HMP-STG-180DEG-P-U-S-P	128w 66d 48h 19sh 38wsh	\$35,653
	HMP-STG-180DEG-PV-U-S-P	128w 66d 48h 19sh 38wsh Shelf 39h AFF, Shelf 14d	\$36,227

COM requirement: 10 yards of 54" wide plain fabric. Screen 11 yards (railroaded).
Contrasting Fabric: Seat 5 yards, back 5 yards.



Two Curved Banquettes 180 degree curve with cushioned seat and back, laminate or veneer plinth base. Wood veneer screen.	HMP-STG-180DEG-P-W	96w 48d 48h 19sh	\$35,203
	HMP-STG-180DEG-PV-W	96w 48d 48h 19sh	\$35,757



Two Curved Banquettes Plastic laminate shelf, pvc edge.	HMP-STG-180DEG-P-W-S-P	128w 66d 48h 19sh 38wsh	\$42,486
	HMP-STG-180DEG-PV-W-S-P	128w 66d 48h 19sh 38wsh Shelf 39h AFF, Shelf 14d	

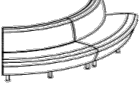

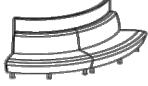

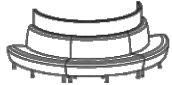
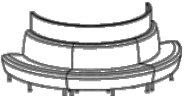
COM requirement: Bench 10 yards of 54" wide plain fabric.
Contrasting Fabric: Seat 5 yards, back 5 yards.

Key: MLB - Metal Leg Base
UPS - Upholstered Panel Screen
PLB - Plastic Laminate Plinth Base
PLBV - Wood Veneer Plinth Base
WPS - Wood Veneer Panel Screen

CUSTOM OPTIONS:	ITEM NO	STANDARD LIST
Cal 133 Fire Barrier	OPT-UPH-133-180DEG	\$6,594
COL	OPT-UPH-L	Add 10%
Ganging Plate	OPT-GNG-PLATE-BK	\$54
Foot Rail option	OPT-RAIL-180DEG	\$5,609
Wire management in Panel	OPT-WM-PANEL	\$650
Built-in surround, custom finishes and other modifications available upon request. COM fabrics must be tested and approved by Agati before order is placed. Please send memo samples for approval.		

AGATI

HAMPTON SEATING

HAMPTON - Outer Curve	DESCRIPTION	ITEM NO	SIZE	STANDARD LIST
	Two Outer Curved Banquettes 90 degree curve with cushioned seat and back, metal legs*. *(Anodized aluminum) COM requirement: 10.5 yards of 54" wide plain fabric. Contrasting Fabric: Seat 5.5 yards, back 5 yards.	HMP-STG-90DEG-OTR-M	104w 74.5d 36h 19sh	\$14,775
	Two Outer Curved Banquettes 90 degree curve with cushioned seat and back, metal legs*. Upholstered Screen COM requirement: 8.5 yards of 54" wide plain fabric per bench, Screen 5 yards railroaded. Contrasting Fabric: Seat 5.5 yards, back 3 yards.	HMP-STG-90DEG-OTR-M-U	104w 74.5d 48h 19sh	\$22,057
	Two Outer Curved Banquettes 90 degree curve with cushioned seat and back, metal legs*. Wood Veneer Screen COM requirement: 8.5 yards of 54" wide plain fabric Contrasting Fabric: Seat 5.5 yards, back 3 yards.	HMP-STG-90DEG-OTR-M-W	104w 74.5d 48h 19sh	\$28,503
	Three Outer Curved Banquettes 180 degree curve with cushioned seat and back, metal legs*. COM requirement: 21.75 yards of 54" wide plain fabric. Contrasting Fabric: Seat 11.25 yards, back 10.5 yards.	HMP-STG-180DEG-OTR-M	149w 74.5d 36h 19sh	\$29,037
	Three Outer Curved Banquettes 180 degree curve with cushioned seat and back, metal legs*. Upholstered Screen COM requirement: 18.75 yards of 54" wide plain fabric per bench, Screen 11 yards railroaded Contrasting Fabric: Seat 11.25 yards, back 7.5 yards.	HMP-STG-180DEG-OTR-M-U	149w 74.5d 48h 19sh	\$35,172
	Three Outer Curved Banquettes 180 degree curve with cushioned seat and back, metal legs*. Wood Veneer Screen COM requirement: 18.75 yards of 54" wide plain fabric Contrasting Fabric: Seat 11.25 yards, back 7.5 yards.	HMP-STG-180DEG-OTR-M-W	149w 74.5d 48h 19sh	\$41,672
CUSTOM OPTIONS:		ITEM NO	STANDARD LIST	
Cal 133 Fire Barrier 90 Degree		OPT-UPH-133-90DEG		\$3,467
Cal 133 Fire Barrier 180 Degree		OPT-UPH-133-180DEG		\$6,594
COL		OPT-UPH-L	Add 10%	
Casters (non-locking) 90 Degree Outer Curve		OPT-CASTERS-90DEG-OTR		\$472
Casters (non-locking) 180 Degree Outer Curve		OPT-CASTERS-180DEG-OTR		\$711
Ganging Plate		OPT-GNG-PLATE-BK		\$54
Wire management in Panel 90DEG		OPT-WM-PANEL-90DEG		\$728
Wire management in Panel 180DEG		OPT-WM-PANEL-180DEG		\$1,456
Built-in surround, custom finishes and other modifications available upon request. COM fabrics must be tested and approved by Agati before order is placed. Please send memo samples for approval. * Anodized aluminum- metal legs. Powdercoat Legs are not available.				

AGATI

HAVANA SEATING

HAVANA PULL UP



DESCRIPTION	ITEM NO	SIZE	STANDARD LIST
Pull Up Chair with upholstered arms and solid maple base.	HAV-STG-1801	29w 25d 33h 18sh 26ah	\$3,466

COM requirement: 3 yards of 54" wide plain fabric.
 Contrasting Fabric: Seat and back 2 yards, Arms 1.5 yards*
 COL requirement: 73.2 sq. ft.*



Pull Up Chair Armless solid maple base.	HAV-STG-1800	24w 25d 33h 18sh	\$2,549
---	--------------	------------------	---------

COM requirement: 2 yards of 54" wide plain fabric.
 COL requirement: 48.8 sq. ft.*



Pull Up Chair with solid maple wood side frame and arms.	HAV-STG-1851	29w 25d 33h 18sh 26ah	\$2,927
--	--------------	-----------------------	---------

COM requirement: 2 yards of 54" wide plain fabric.
 COL requirement: 48.8 sq. ft.*

HAVANA LOUNGE



Lounge Chair with upholstered arms and solid maple legs.	HAV-STG-2001	30w 28d 29h 18sh 26ah	\$3,254
--	--------------	-----------------------	---------

COM requirement: 3.5 yards of 54" wide plain fabric.
 Contrasting Fabric: Seat and back 2.5 yards, Arms 2 yards*
 COL requirement: 85.4 sq. ft.*



Lounge Chair Armless solid maple legs.	HAV-STG-2101	26w 28d 29h 18sh	\$2,232
--	--------------	------------------	---------






COM requirement: 2.5 yards of 54" wide plain fabric.
 COL requirement: 61 sq. ft.*



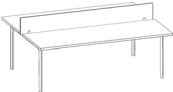


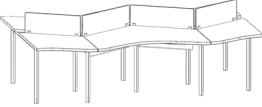


ADDITIONAL OPTIONS:	ITEM NO		STANDARD LIST
Cal 133 Fire Barrier	OPT-UPH-133	per yard	\$171
*COL	OPT-UPH-L	Add 20%	
*Two tone fabric	OPT-UPH-20		\$215
Wood Arm Cap Option	OPT-ARM-CAP-HAV		\$581




Custom wood finishes and other modifications available upon request.





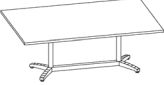

AGATI

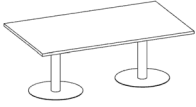
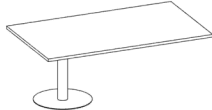
KEYSTONE SEATING

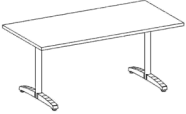
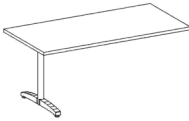
KEYSTONE	DESCRIPTION	ITEM NO	SIZE	STANDARD LIST
	Lounge Chair with upholstered arms and solid wood feet. COM requirement: 4.5 yards of 54" wide plain fabric. Contrasting Fabric: Seat and back 2.5 yards, Arms 3 yards* COL requirement: 97.6 sq. ft.*	KEY-STG-2001	27.5w 32d 30h 17.5sh 25ah	\$2,678
	Two Seat Settee with upholstered arms and solid wood feet. COM requirement: 6 yards of 54" wide plain fabric. Contrasting Fabric: Seat and back 4.25 yards, Arms 3 yards* COL requirement: 146.4 sq. ft.*	KEY-STG-2002	48.5w 32d 30h 17.5sh 25ah	\$4,102
	Three Seat Sofa with upholstered arms and solid wood feet. COM requirement: 10 yards of 54" wide plain fabric. Contrasting Fabric: Seat and back 8.5 yards, Arms 3 yards* COL requirement: 244 sq. ft.*	KEY-STG-2003	69.5w 32d 30h 17.5sh 25ah	\$5,143
	Ottoman, solid maple feet. COM requirement: 2 yards of 54" wide plain fabric. COL requirement: 48.8 sq. ft.	KEY-OTT-1000	21w 18d 14h	\$1,362
	ADDITIONAL OPTIONS: Caster Feet Tablet Arm, Rectangle. Specify right or left mount Wood Arm Cap Option *Two tone fabric Cal 133 Fire Barrier *COL Custom wood finishes and other modifications available upon request.	OPT-CST-01 OPT-TAB-01 OPT-ARM-CAP-KEY OPT-UPH-20 OPT-UPH-133 OPT-UPH-L	add n/c per yard Add 20%	\$1,073 \$882 \$215 \$171

WORKSTATIONS	DESCRIPTION	ITEM NO	SIZE	STANDARD LIST
	Single Faced Workstation with plastic laminate top, PVC edgeband, plastic laminate back panel, and steel powdercoat base with diamond legs.			
	1 Person Single Faced Workstation 48"	MFT-WKS-1PS-4829-4129	48w 29d 41h 29wsh	\$5,197
	2 Person Single Faced Workstation 42"	MFT-WKS-2PS-8429-4129	84w 29d 41h 29wsh	\$6,399
	Single Faced Workstation with plastic laminate top, PVC edgeband, plastic laminate back panel, and steel powdercoat base with diamond legs.			
	3 Person Single Faced Workstation 42"	MFT-WKS-3PS-12629-4129	126w 29d 41h 29wsh	\$14,076
	4 Person Single Faced Workstation 42"	MFT-WKS-4PS-16829-4129	168w 29d 41h 29wsh	\$11,227
	Double Faced Workstation with plastic laminate top, PVC edgeband, 3from center divider panel, and steel powdercoat base with diamond legs.			
	2 Person Double Faced Workstation 48"	MFT-WKS-2PD-4854-4129	48w 54d 41h 29wsh	\$6,030
	4 Person Double Faced Workstation 36"	MFT-WKS-4PD-7254-4129	72w 54d 41h 29wsh	\$7,712
	4 Person Double Faced Workstation 42"	MFT-WKS-4PD-8454-4129	84w 54d 41h 29wsh	\$7,856
	4 Person Double Faced Workstation 48"	MFT-WKS-4PD-9654-4129	96w 54d 41h 29wsh	\$8,108
	Double Faced Workstation with plastic laminate top, PVC edgeband, 3from center divider panel, and steel powdercoat base with diamond legs.			
	6 Person Double Faced Workstation 36"	MFT-WKS-6PD-10854-4129	108w 54d 41h 29wsh	\$17,916
	6 Person Double Faced Workstation 42"	MFT-WKS-6PD-12654-4129	126w 54d 41h 29wsh	\$17,131
	6 Person Double Faced Workstation 48"	MFT-WKS-6PD-14454-4129	144w 54d 41h 29wsh	\$17,146
	Double Faced Workstation with plastic laminate top, PVC edgeband, 3from center divider panel, and steel powdercoat base with diamond legs.			
	8 Person Double Faced Workstation 36"	MFT-WKS-8PD-14454-4129	144w 54d 41h 29wsh	\$14,960
	8 Person Double Faced Workstation 42"	MFT-WKS-8PD-16854-4129	168w 54d 41h 29wsh	\$15,599
	8 Person Double Faced Workstation 48"	MFT-WKS-8PD-19254-4129	192w 54d 41h 29wsh	\$15,751
	Double Faced Zig Zag Workstation with plastic laminate top, PVC edgeband, 3from center divider panel, and steel powdercoat base with diamond legs.			
	3 Person Double Faced Workstation 48"	MFT-ZZ-3P-9665-4129	96w 65d 41h 29wsh	\$22,988
	4 Person Double Faced Workstation 48"	MFT-ZZ-4P-12065-4129	120w 65d 41h 29wsh	\$27,410
	5 Person Double Faced Workstation 48"	MFT-ZZ-5P-14465-4129	144w 65d 41h 29wsh	\$34,077
	6 Person Double Faced Workstation 48"	MFT-ZZ-6P-16865-4129	168w 65d 41h 29wsh	\$39,294
	Double Faced Pod Workstation with plastic laminate top, PVC edgeband, 3from center divider panel, and steel powdercoat base with diamond legs.			
	3 Person Double Faced Workstation 36"	MFT-POD3-8092-4129	80w 92d 41h 29wsh	\$17,626
	3 Person Double Faced Workstation 42"	MFT-POD3-89103-4129	89w 103d 41h 29wsh	\$17,668
	Double Faced Pod Workstation with plastic laminate top, PVC edgeband, 3from center divider panel, and steel powdercoat base with diamond legs.			
	6 Person Double Faced Workstation 60"	MFT-POD6-132144-4129	132w 114d 29wsh	\$22,216
	Standard Laminates include: Wilsonart: Series 60 finish laminates Formica: Series 58 finish laminates All other laminate series may be subject to up charge.			
	Electrical, wire management and accessories available, see electrical section for options			
	3 Form divider panels upon request			

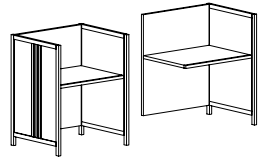
TABLES	DESCRIPTION	ITEM NO	SIZE	STANDARD LIST
	Square Study Table with stretcher base, diamond legs, plastic laminate top with PVC edgeband, and steel powdercoat base.	MFT-TBL-3636-29	36w 36d 29wsh	\$2,371
		MFT-TBL-4848-29	48w 48d 29wsh	\$3,381
		MFT-TBL-5454-29	54w 54d 29wsh	\$3,795
		MFT-TBL-6060-29	60w 60d 29wsh	\$3,950
	Rectangle Study Table with stretcher base, diamond legs, plastic laminate top with PVC edgeband, and steel powdercoat base.	MFT-TBL-4236-29	42w 36d 29wsh	\$2,414
		MFT-TBL-4836-29	48w 36d 29wsh	\$2,800
		MFT-TBL-5436-29	54w 36d 29wsh	\$3,251
		MFT-TBL-6036-29	60w 36d 29wsh	\$3,297
		MFT-TBL-7236-29	72w 36d 29wsh	\$3,647
		MFT-TBL-5448-29	54w 48d 29wsh	\$3,642
		MFT-TBL-6048-29	60w 48d 29wsh	\$3,733
		MFT-TBL-7248-29	72w 48d 29wsh	\$4,074
		MFT-TBL-8448-29	84w 48d 29wsh	\$4,285
		MFT-TBL-9648-29	96w 48d 29wsh	\$4,253
		MFT-TBL-6054-29	60w 54d 29wsh	\$3,889
		MFT-TBL-7254-29	72w 54d 29wsh	\$4,377
		MFT-TBL-8454-29	84w 54d 29wsh	\$4,518
		MFT-TBL-9654-29	96w 54d 29wsh	\$4,537
	Rectangle Study Table with stretcher base, diamond legs, plastic laminate top with PVC edgeband, and steel powdercoat base.	MFT-TBL-10848-29	108w 48d 29wsh	\$5,993
		MFT-TBL-12048-29	120w 48d 29wsh	\$6,164
		MFT-TBL-10854-29	108w 54d 29wsh	\$5,899
		MFT-TBL-12054-29	120w 54d 29wsh	\$5,913
		MFT-TBL-10860-29	108w 60d 29wsh	\$6,320
		MFT-TBL-12060-29	120w 60d 29wsh	\$6,334
Standard Laminates include: Wilsonart: Series 60 finish laminates Formica: Series 58 finish laminates All other laminate series may be subject to up charge. Options: Wood Veneer, Marmoleum Available upon request Electrical, wire management and accessories available, see electrical section for options				

METAL BASE TABLES	DESCRIPTION	ITEM NO	SIZE	STANDARD LIST	
	Round Table with Disc Base Marmoleum or plastic laminate top, PVC edgeband, and metal powdercoat base.	TBL-DBSE-36-29 TBL-DBSE-42-29 TBL-DBSE-48-29 TBL-DBSE-54-29 TBL-DBSE-60-29	36 dia. 29h 42 dia. 29h 48 dia. 29h 54 dia. 29h 60 dia. 29h	\$2,471 \$2,527 \$2,863 \$3,800 \$3,806	
	Power Through the Table Base. Table must be anchored to the floor (per base)	OPT-PWR-THR-TBL-BSE		\$1,111	
	Chrome Finish	OPT-CRM-FIN		\$435	
		Square Table with Disc Base Marmoleum or plastic laminate top, PVC edgeband, and metal powdercoat base.	TBL-DBSE-2525-29 TBL-DBSE-3030-29 TBL-DBSE-3636-29	25w 25d 29h 30w 30d 29h 36w 36d 29h	\$1,926 \$1,926 \$2,103
		Power Through the Table Base. Table must be anchored to the floor (per base)	OPT-PWR-THR-TBL-BSE		\$1,111
		Chrome Finish	OPT-CRM-FIN		\$435
		Round Table with Duracast X Base Marmoleum or plastic laminate top, PVC edgeband, and metal powdercoat base.	TBL-XBSE-30-29 TBL-XBSE-36-29 TBL-XBSE-42-29 TBL-XBSE-48-29	30 dia. 29h 36 dia. 29h 42 dia. 29h 48 dia. 29h	\$1,644 \$1,890 \$2,057 \$2,224
	Flip Top option with easy handle release (above) (No flip to available)	OPT-FLIP-XBASE TBL-XBSE-48-29	48 dia. x 29h	\$227 \$2,224	
	Power Through the Table Base	OPT-PWR-THR-TBL-BSE		\$1,111	
	Wire management through base column	OPT-WM-TBL-BSE		\$660	
		Square Table with Duracast X Base Marmoleum or plastic laminate top, PVC edgeband, and metal powdercoat base.	TBL-XBSE-2424-29 TBL-XBSE-3030-29 TBL-XBSE-3636-29 TBL-XBSE-4242-29	24w 24d 29h 30w 30d 29h 36w 36d 29h 42w 42d 29h	\$1,465 \$1,525 \$1,623 \$1,842
		Flip Top option with easy handle release	OPT-FLIP-XBASE		\$227
		Power Through the Table Base	OPT-PWR-THR-TBL-BSE		\$1,111
		Wire management through base column	OPT-WM-TBL-BSE		\$660
		Rectangular Table with Duracast Y Base Marmoleum or plastic laminate top, PVC edgeband, and metal powdercoat base.	TBL-YBSE-6024-29 TBL-YBSE-6030-29 TBL-YBSE-6036-29 TBL-YBSE-7230-29 TBL-YBSE-7236-29 TBL-YBSE-7242-29 TBL-YBSE-8436-29 TBL-YBSE-8442-29 TBL-YBSE-8448-29	60w 24d 29h 60w 30d 29h 60w 36d 29h 72w 30d 29h 72w 36d 29h 72w 42d 29h 84w 36d 29h 84w 42d 29h 84w 48d 29h	\$2,023 \$2,047 \$2,606 \$2,175 \$2,908 \$3,662 \$2,996 \$3,043 \$3,043
	Tables 60 x 36 and under do not require stretchers.				
	Flip Top Option with easy handle release (N/A on 48d tops)	OPT-FLIP-YBASE		\$532	
	Wire management through base column	OPT-WM-TBL-BSE		\$660	
		Rectangular Table with Height Adjustable Base Marmoleum or plastic laminate top. PVC edgeband, metal base (white, silver or black) Counterbalance mechanism for one handed height adjustment from 27"-47" high.	TBL-FLOAT-6030-27-47	60w 30d 27-47h	\$6,291
		Plastic laminate or Marmoleum® top with PVC edgeband standard. Veneer top and/or wood edgeband subject to up-charge. Agati powdercoat finish standard. Chrome finish subject to up-charge.			
	Café height tables available by request	OPT-STDG-HGT-TBL		\$386	
	Caster option (not available on disc base)	OPT-CST-TBL-01		\$191	
	Pin Clip/Height Adjustable Height Per Table	OPT-PINCLIP-ADJ-HGT		\$753	
	Option - Bar Height (per column)	OPT-BAR-HIT		\$92	
	Modesty panel available by request				
Standard laminates include: Wilsonart series 60 finish and Formica series 58 finish All other laminate series may be subject to up charge.					
Custom modifications available upon request.					
Electrical, wire management and accessories available, see electrical section for options					

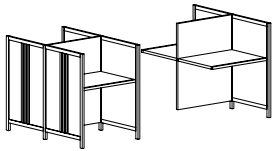
METAL BASE TABLES	DESCRIPTION	ITEM NO	SIZE	STANDARD LIST
	Rectangular Table with Disc Bases Marmoleum or plastic laminate top. PVC edgeband, metal powdercoat base.	TBL-DBSE-4824-29	48w 24d 29h	\$2,898
		TBL-DBSE-4830-29	48w 30d 29h	\$2,898
		TBL-DBSE-4836-29	48w 36d 29h	\$3,300
		TBL-DBSE-4842-29	48w 42d 29h	\$3,415
		TBL-DBSE-5424-29	54w 24d 29h	\$2,928
		TBL-DBSE-5430-29	54w 30d 29h	\$2,997
		TBL-DBSE-5436-29	54w 36d 29h	\$3,683
		TBL-DBSE-5442-29	54w 42d 29h	\$3,648
		TBL-DBSE-6024-29	60w 24d 29h	\$2,997
		TBL-DBSE-6030-29	60w 30d 29h	\$3,037
		TBL-DBSE-6036-29	60w 36d 29h	\$3,624
		TBL-DBSE-6042-29	60w 42d 29h	\$3,737
		TBL-DBSE-7224-29	72w 24d 29h	\$3,185
		TBL-DBSE-7230-29	72w 30d 29h	\$3,123
		TBL-DBSE-7236-29	72w 36d 29h	\$3,992
		TBL-DBSE-7242-29	72w 42d 29h	\$4,085
TBL-DBSE-7248-29	72w 48d 29h	\$5,823		
	Rectangular Table with Disc Base and Wall Mount. Marmoleum or plastic laminate top. PVC edgeband, metal powdercoat base.	TBL-DBSE-4824-29-WM	48w 24d 29h	\$2,337
		TBL-DBSE-4830-29-WM	48w 30d 29h	\$2,337
		TBL-DBSE-4836-29-WM	48w 36d 29h	\$2,430
		TBL-DBSE-4842-29-WM	48w 42d 29h	\$2,430
		TBL-DBSE-5424-29-WM	54w 24d 29h	\$2,337
		TBL-DBSE-5430-29-WM	54w 30d 29h	\$2,451
		TBL-DBSE-5436-29-WM	54w 36d 29h	\$2,882
		TBL-DBSE-5442-29-WM	54w 42d 29h	\$2,882
		TBL-DBSE-6024-29-WM	60w 24d 29h	\$2,451
		TBL-DBSE-6030-29-WM	60w 30d 29h	\$2,451
		TBL-DBSE-6036-29-WM	60w 36d 29h	\$2,882
		TBL-DBSE-6042-29-WM	60w 42d 29h	\$2,886
		TBL-DBSE-7224-29-WM	72w 24d 29h	\$2,551
		TBL-DBSE-7230-29-WM	72w 30d 29h	\$2,598
		TBL-DBSE-7236-29-WM	72w 36d 29h	\$3,184
		TBL-DBSE-7242-29-WM	72w 42d 29h	\$3,193
TBL-DBSE-7248-29-WM	72w 48d 29h	\$4,222		
Plastic laminate or Marmoleum® top with PVC edgeband standard. Veneer top and/or wood edgeband subject to up-charge. Agati powdercoat finish standard. Chrome finish subject to up-charge. Zodiac, Stone and Solid Surface available by request. Café height tables available by request OPT-STDG-HGT-TBL \$386 Power Through the Table Base. Table must be anchored to the floor (per base) OPT-PWR-THR-TBL-BSE \$1,111 Option - Bar Height (per column) OPT-BAR-HIT \$92 Chrome Finish OPT-CRM-FIN \$435 Wilsonart series 60 finish and Formica series 58 finish All other laminate series may be subject to up charge. Custom modifications available upon request. Electrical, wire management and accessories available, see electrical section for options				

METAL BASE TABLES	DESCRIPTION	ITEM NO	SIZE	STANDARD LIST		
	Rectangular Table with Duracast T-Bases Marmoleum or plastic laminate top. PVC edgeband, metal powdercoat base.	TBL-TBSE-4824-29	48w 24d 29h	\$1,659		
		TBL-TBSE-4830-29	48w 30d 29h	\$1,692		
		TBL-TBSE-4836-29	48w 36d 29h	\$1,813		
		TBL-TBSE-4842-29	48w 42d 29h	\$1,971		
		TBL-TBSE-5424-29	54w 24d 29h	\$1,655		
		TBL-TBSE-5430-29	54w 30d 29h	\$1,790		
		TBL-TBSE-5436-29	54w 36d 29h	\$2,233		
		TBL-TBSE-5442-29	54w 42d 29h	\$2,375		
		TBL-TBSE-6024-29	60w 24d 29h	\$1,766		
		TBL-TBSE-6030-29	60w 30d 29h	\$1,792		
		TBL-TBSE-6036-29	60w 36d 29h	\$2,216		
		TBL-TBSE-6042-29	60w 42d 29h	\$2,389		
		TBL-TBSE-7224-29	72w 24d 29h	\$1,961		
		TBL-TBSE-7230-29	72w 30d 29h	\$1,912		
		TBL-TBSE-7236-29	72w 36d 29h	\$2,532		
		TBL-TBSE-7242-29	72w 42d 29h	\$2,746		
		TBL-TBSE-7248-29	72w 48d 29h	\$3,307		
			Flip Top Option with easy handle release (N/A on 48d tops)	OPT-FLIP-TBASE		\$496
			Caster option	OPT-CST-TBL-01		\$191
			Rectangular Table with Duracast T-Base and Wall Mount. Marmoleum or plastic laminate top. PVC edgeband, metal powdercoat base.	TBL-TBSE-4824-29-WM	48w 24d 29h	\$1,730
TBL-TBSE-4830-29-WM	48w 30d 29h			\$1,748		
TBL-TBSE-4836-29-WM	48w 36d 29h			\$1,810		
TBL-TBSE-4842-29-WM	48w 42d 29h			\$1,882		
TBL-TBSE-5424-29-WM	54w 24d 29h			\$1,730		
TBL-TBSE-5430-29-WM	54w 30d 29h			\$1,862		
TBL-TBSE-5436-29-WM	54w 36d 29h			\$2,262		
TBL-TBSE-5442-29-WM	54w 42d 29h			\$2,333		
TBL-TBSE-6024-29-WM	60w 24d 29h			\$1,844		
TBL-TBSE-6030-29-WM	60w 30d 29h			\$1,862		
TBL-TBSE-6036-29-WM	60w 36d 29h			\$2,262		
TBL-TBSE-6042-29-WM	60w 42d 29h			\$2,338		
TBL-TBSE-7224-29-WM	72w 24d 29h			\$1,944		
TBL-TBSE-7230-29-WM	72w 30d 29h			\$2,010		
TBL-TBSE-7236-29-WM	72w 36d 29h			\$2,564		
TBL-TBSE-7242-29-WM	72w 42d 29h			\$2,644		
TBL-TBSE-7248-29-WM	72w 48d 29h			\$2,964		
	Plastic laminate or Marmoleum® top with PVC edgeband standard. Veneer top and/or wood edgeband subject to up-charge. Agati powdercoat finish standard. Chrome finish subject to up-charge. Zodiac, Stone and Solid Surface available by request.					
	Option - Bar Height (per column)	OPT-BAR-HIT		\$92		
		OPT-BAR-HGT-2		\$183		
	Caster option (not available on disc base)	OPT-CST-TBL-01		\$191		
	Standard laminates include: Wilsonart series 60 finish and Formica series 58 finish All other laminate series may be subject to up charge.					
	Custom modifications available upon request. Electrical, wire management and accessories available, see electrical section for options					

PANEL CARRELS



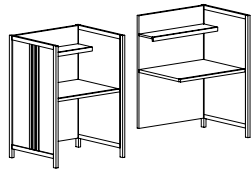
DESCRIPTION	ITEM NO	SIZE	STANDARD LIST	
Single Faced, One Person Study Carrel with plastic laminate top.	Red Oak			
	Starter	MYL-CRL-STR-3630-48-RO	36w 31d 48h	\$8,850
	Adder	MYL-CRL-ADR-3530-48-RO	35w 31d 48h	\$7,842
	Starter	MYL-CRL-STR-4230-48-RO	42w 31d 48h	\$8,940
	Adder	MYL-CRL-ADR-4130-48-RO	41w 31d 48h	\$7,913
	Starter	MYL-CRL-STR-4830-48-RO	48w 31d 48h	\$9,045
	Adder	MYL-CRL-ADR-4730-48-RO	47w 31d 48h	\$8,037
	Cherry			
	Starter	MYL-CRL-STR-3630-48-C	36w 31d 48h	\$9,335
	Adder	MYL-CRL-ADR-3530-48-C	35w 31d 48h	\$8,294
	Starter	MYL-CRL-STR-4230-48-C	42w 31d 48h	\$9,496
	Adder	MYL-CRL-ADR-4130-48-C	41w 31d 48h	\$8,351
	Starter	MYL-CRL-STR-4830-48-C	48w 31d 48h	\$9,639
	Adder	MYL-CRL-ADR-4730-48-C	47w 31d 48h	\$8,417
	Maple			
Starter	MYL-CRL-STR-3630-48-M	36w 31d 48h	\$9,073	
Adder	MYL-CRL-ADR-3530-48-M	35w 31d 48h	\$8,028	
Starter	MYL-CRL-STR-4230-48-M	42w 31d 48h	\$9,187	
Adder	MYL-CRL-ADR-4130-48-M	41w 31d 48h	\$8,089	
Starter	MYL-CRL-STR-4830-48-M	48w 31d 48h	\$9,311	
Adder	MYL-CRL-ADR-4730-48-M	47w 31d 48h	\$8,146	



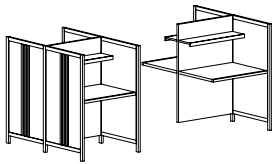
DESCRIPTION	ITEM NO	SIZE	STANDARD LIST	
Double Faced, Two Person Study Carrel with plastic laminate top.	Red Oak			
	Starter	MYL-CRL-STR-3660-48-RO	36w 60d 48h	\$16,240
	Adder	MYL-CRL-ADR-3560-48-RO	35w 60d 48h	\$14,320
	Starter	MYL-CRL-STR-4260-48-RO	42w 60d 48h	\$16,321
	Adder	MYL-CRL-ADR-4160-48-RO	41w 60d 48h	\$14,434
	Starter	MYL-CRL-STR-4860-48-RO	48w 60d 48h	\$16,402
	Adder	MYL-CRL-ADR-4760-48-RO	47w 60d 48h	\$14,762
	Cherry			
	Starter	MYL-CRL-STR-3660-48-C	36w 60d 48h	\$17,067
	Adder	MYL-CRL-ADR-3560-48-C	35w 60d 48h	\$15,176
	Starter	MYL-CRL-STR-4260-48-C	42w 60d 48h	\$17,148
	Adder	MYL-CRL-ADR-4160-48-C	41w 60d 48h	\$15,257
	Starter	MYL-CRL-STR-4860-48-C	48w 60d 48h	\$17,234
	Adder	MYL-CRL-ADR-4760-48-C	47w 60d 48h	\$15,356
	Maple			
	Starter	MYL-CRL-STR-3660-48-M	36w 60d 48h	\$16,492
	Adder	MYL-CRL-ADR-3560-48-M	35w 60d 48h	\$14,577
	Starter	MYL-CRL-STR-4260-48-M	42w 60d 48h	\$16,659
	Adder	MYL-CRL-ADR-4160-48-M	41w 60d 48h	\$14,672
	Starter	MYL-CRL-STR-4860-48-M	48w 60d 48h	\$16,739
	Adder	MYL-CRL-ADR-4760-48-M	47w 60d 48h	\$14,781

Plastic laminate or Marmoleum® top standard, veneer top add 10%
 Electrical, wire management and accessories available, see electrical section for options
 Custom modifications, youth and standing heights available upon request.

PANEL CARRELS




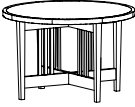
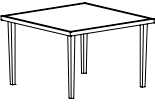
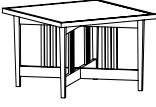
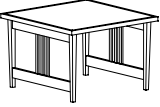
DESCRIPTION	ITEM NO	SIZE	STANDARD LIST
Single Faced, One Person Study Carrel with plastic laminate top, and plastic laminate shelf with wood edge.	Red Oak		
	Starter MYL-CRL-STR-3630-54-RO	36w 31d 54h	\$10,998
	Adder MYL-CRL-ADR-3530-54-RO	35w 31d 54h	\$9,762
	Starter MYL-CRL-STR-4230-54-RO	42w 31d 54h	\$11,079
	Adder MYL-CRL-ADR-4130-54-RO	41w 31d 54h	\$9,910
	Starter MYL-CRL-STR-4830-54-RO	48w 31d 54h	\$11,245
	Adder MYL-CRL-ADR-4730-54-RO	47w 31d 54h	\$10,152
	Cherry		
	Starter MYL-CRL-STR-3630-54-C	36w 31d 54h	\$11,440
	Adder MYL-CRL-ADR-3530-54-C	35w 31d 54h	\$10,057
	Starter MYL-CRL-STR-4230-54-C	42w 31d 54h	\$11,526
	Adder MYL-CRL-ADR-4130-54-C	41w 31d 54h	\$10,181
	Starter MYL-CRL-STR-4830-54-C	48w 31d 54h	\$11,687
	Adder MYL-CRL-ADR-4730-54-C	47w 31d 54h	\$10,451
	Maple		
	Starter MYL-CRL-STR-3630-54-M	36w 31d 54h	\$11,155
	Adder MYL-CRL-ADR-3530-54-M	35w 31d 54h	\$9,924
	Starter MYL-CRL-STR-4230-54-M	42w 31d 54h	\$11,236
Adder MYL-CRL-ADR-4130-54-M	41w 31d 54h	\$10,071	
Starter MYL-CRL-STR-4830-54-M	48w 31d 54h	\$11,402	
Adder MYL-CRL-ADR-4730-54-M	47w 31d 54h	\$10,333	



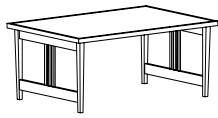
Double Faced, Two Person Study Carrel with plastic laminate top, and plastic laminate shelf with wood edge.	Red Oak		
	Starter MYL-CRL-STR-3660-54-RO	36w 60d 54h	\$19,777
	Adder MYL-CRL-ADR-3560-54-RO	35w 60d 54h	\$16,939
	Starter MYL-CRL-STR-4260-54-RO	42w 60d 54h	\$19,900
	Adder MYL-CRL-ADR-4160-54-RO	41w 60d 54h	\$17,053
	Starter MYL-CRL-STR-4860-54-RO	48w 60d 54h	\$20,028
	Adder MYL-CRL-ADR-4760-54-RO	47w 60d 54h	\$17,224
	Cherry		
	Starter MYL-CRL-STR-3660-54-C	36w 60d 54h	\$20,775
	Adder MYL-CRL-ADR-3560-54-C	35w 60d 54h	\$17,509
	Starter MYL-CRL-STR-4260-54-C	42w 60d 54h	\$20,917
	Adder MYL-CRL-ADR-4160-54-C	41w 60d 54h	\$17,633
	Starter MYL-CRL-STR-4860-54-C	48w 60d 54h	\$21,136
	Adder MYL-CRL-ADR-4760-54-C	47w 60d 54h	\$17,799
	Maple		
	Starter MYL-CRL-STR-3660-54-M	36w 60d 54h	\$20,095
	Adder MYL-CRL-ADR-3560-54-M	35w 60d 54h	\$17,067
	Starter MYL-CRL-STR-4260-54-M	42w 60d 54h	\$20,233
Adder MYL-CRL-ADR-4160-54-M	41w 60d 54h	\$17,224	
Starter MYL-CRL-STR-4860-54-M	48w 60d 54h	\$20,399	
Adder MYL-CRL-ADR-4760-54-M	47w 60d 54h	\$17,357	

Plastic laminate or Marmoleum® top standard, veneer top add 10%
Electrical, wire management and accessories available, see electrical section for options
Custom modifications, youth and standing heights available upon request.

STUDY TABLES

	DESCRIPTION	ITEM NO	SIZE	STANDARD LIST		
	Round Study Table with edgeband, 4 wood legs. Note: Table is not ADA compliant.	Red Oak				
		MYL-TBL-36-30-RO	36 Dia. 30h	\$10,318		
		MYL-TBL-42-30-RO	42 Dia. 30h	\$11,714		
		MYL-TBL-48-30-RO	48 Dia. 30h	\$11,895		
		Cherry				
		MYL-TBL-36-30-C	36 Dia. 30h	\$10,664		
		MYL-TBL-42-30-C	42 Dia. 30h	\$12,033		
		MYL-TBL-48-30-C	48 Dia. 30h	\$12,210		
		Maple				
		MYL-TBL-36-30-M	36 Dia. 30h	\$10,357		
		MYL-TBL-42-30-M	42 Dia. 30h	\$11,774		
		MYL-TBL-48-30-M	48 Dia. 30h	\$11,973		
	Round Study Table with edgeband, X-base with 3 slat detail. Note: Table is not ADA compliant.	Red Oak				
		MYL-TBX-48-30-RO	48 Dia. 30h	\$10,028		
		MYL-TBX-54-30-RO	54 Dia. 30h	\$11,407		
		MYL-TBX-60-30-RO	60 Dia. 30h	\$12,191		
		Cherry				
		MYL-TBX-48-30-C	48 Dia. 30h	\$11,359		
		MYL-TBX-54-30-C	54 Dia. 30h	\$13,740		
		MYL-TBX-60-30-C	60 Dia. 30h	\$14,149		
		Maple				
		MYL-TBX-48-30-M	48 Dia. 30h	\$11,112		
		MYL-TBX-54-30-M	54 Dia. 30h	\$12,795		
		MYL-TBX-60-30-M	60 Dia. 30h	\$13,493		
	Square Study Table with edgeband, 4 wood legs.	Red Oak				
		MYL-TBL-4L-4242-30-RO	42w 42d 30h	\$8,093		
		MYL-TBL-4L-4848-30-RO	48w 48d 30h	\$8,253		
		Cherry				
		MYL-TBL-4L-4242-30-C	42w 42d 30h	\$8,214		
		MYL-TBL-4L-4848-30-C	48w 48d 30h	\$8,348		
		Maple				
		MYL-TBL-4L-4242-30-M	42w 42d 30h	\$8,093		
		MYL-TBL-4L-4848-30-M	48w 48d 30h	\$8,313		
			Square Study Table with edgeband, X-Base with 3 slat detail. Note: Table is not ADA compliant.	Red Oak		
				MYL-TBX-4242-30-RO	42w 42d 30h	\$11,027
				MYL-TBX-4848-30-RO	48w 48d 30h	\$9,297
MYL-TBX-5454-30-RO	54w 54d 30h			\$11,022		
MYL-TBX-6060-30-RO	60w 60d 30h			\$11,297		
Cherry						
MYL-TBX-4242-30-C	42w 42d 30h			\$11,264		
MYL-TBX-4848-30-C	48w 48d 30h			\$10,499		
MYL-TBX-5454-30-C	54w 54d 30h			\$12,752		
MYL-TBX-6060-30-C	60w 60d 30h			\$12,999		
Maple						
MYL-TBX-4242-30-M	42w 42d 30h			\$11,048		
MYL-TBX-4848-30-M	48w 48d 30h	\$10,252				
MYL-TBX-5454-30-M	54w 54d 30h	\$12,220				
MYL-TBX-6060-30-M	60w 60d 30h	\$12,467				
	Square Study Table with edgeband, Stretcher Base with 3 slat detail.	Red Oak				
		MYL-TBL-4242-30-RO	42w 42d 30h	\$10,949		
		MYL-TBL-4848-30-RO	48w 48d 30h	\$9,059		
		MYL-TBL-5454-30-RO	54w 54d 30h	\$10,775		
		MYL-TBL-6060-30-RO	60w 60d 30h	\$11,221		
		Cherry				
		MYL-TBL-4242-30-C	42w 42d 30h	\$11,182		
		MYL-TBL-4848-30-C	48w 48d 30h	\$10,418		
		MYL-TBL-5454-30-C	54w 54d 30h	\$12,714		
		MYL-TBL-6060-30-C	60w 60d 30h	\$12,961		
		Maple				
		MYL-TBL-4242-30-M	42w 42d 30h	\$10,970		
MYL-TBL-4848-30-M	48w 48d 30h	\$10,171				
MYL-TBL-5454-30-M	54w 54d 30h	\$12,139				
MYL-TBL-6060-30-M	60w 60d 30h	\$12,386				
Plastic laminate or Marmoleum® top standard, veneer top add 10% Electrical, wire management and accessories available, see electrical section for options Custom modifications, youth and standing heights available upon request.						

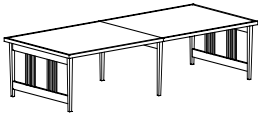
STUDY TABLES



DESCRIPTION	ITEM NO	SIZE	STANDARD LIST
Rectangular Study Table with edgeband, stretcher base with 3 slat detail, wood legs.	Red Oak		
	MYL-TBL-4836-30-RO	48w 36d 30h	\$8,465
	MYL-TBL-6036-30-RO	60w 36d 30h	\$8,874
	MYL-TBL-7236-30-RO	72w 36d 30h	\$9,059
	MYL-TBL-4842-30-RO	48w 42d 30h	\$9,506
	MYL-TBL-6042-30-RO	60w 42d 30h	\$9,506
	MYL-TBL-7242-30-RO	72w 42d 30h	\$9,691
	MYL-TBL-8442-30-RO	84w 42d 30h	\$10,066
	MYL-TBL-9642-30-RO	96w 42d 30h	\$10,475
	MYL-TBL-6048-30-RO	60w 48d 30h	\$9,468
	MYL-TBL-7248-30-RO	72w 48d 30h	\$10,176
	MYL-TBL-8448-30-RO	84w 48d 30h	\$10,399
	MYL-TBL-9648-30-RO	96w 48d 30h	\$11,183
	MYL-TBL-10848-30-RO	108w 48d 30h	\$11,297
	MYL-TBL-8454-30-RO	84w 54d 30h	\$11,074
	MYL-TBL-9654-30-RO	96w 54d 30h	\$11,297
	MYL-TBL-10854-30-RO	108w 54d 30h	\$11,597
	MYL-TBL-12054-30-RO	120w 54d 30h	\$12,400
	MYL-TBL-8460-30-RO	84w 60d 30h	\$11,521
	MYL-TBL-9660-30-RO	96w 60d 30h	\$11,744
	MYL-TBL-10860-30-RO	108w 60d 30h	\$12,338
	MYL-TBL-12060-30-RO	120w 60d 30h	\$12,562
	Cherry		
	MYL-TBL-4836-30-C	48w 36d 30h	\$9,677
	MYL-TBL-6036-30-C	60w 36d 30h	\$10,147
	MYL-TBL-7236-30-C	72w 36d 30h	\$10,295
	MYL-TBL-4842-30-C	48w 42d 30h	\$10,841
	MYL-TBL-6042-30-C	60w 42d 30h	\$10,841
	MYL-TBL-7242-30-C	72w 42d 30h	\$11,112
	MYL-TBL-8442-30-C	84w 42d 30h	\$11,526
	MYL-TBL-9642-30-C	96w 42d 30h	\$11,991
	MYL-TBL-6048-30-C	60w 48d 30h	\$10,784
	MYL-TBL-7248-30-C	72w 48d 30h	\$11,730
	MYL-TBL-8448-30-C	84w 48d 30h	\$12,058
	MYL-TBL-9648-30-C	96w 48d 30h	\$12,961
	MYL-TBL-10848-30-C	108w 48d 30h	\$13,080
	MYL-TBL-8454-30-C	84w 54d 30h	\$13,042
	MYL-TBL-9654-30-C	96w 54d 30h	\$13,289
	MYL-TBL-10854-30-C	108w 54d 30h	\$13,698
	MYL-TBL-12054-30-C	120w 54d 30h	\$14,601
	MYL-TBL-8460-30-C	84w 60d 30h	\$13,655
	MYL-TBL-9660-30-C	96w 60d 30h	\$13,950
	MYL-TBL-10860-30-C	108w 60d 30h	\$14,681
	MYL-TBL-12060-30-C	120w 60d 30h	\$14,967
	Maple		
	MYL-TBL-4836-30-M	48w 36d 30h	\$9,406
	MYL-TBL-6036-30-M	60w 36d 30h	\$9,881
	MYL-TBL-7236-30-M	72w 36d 30h	\$10,005
	MYL-TBL-4842-30-M	48w 42d 30h	\$10,784
	MYL-TBL-6042-30-M	60w 42d 30h	\$10,499
	MYL-TBL-7242-30-M	72w 42d 30h	\$10,784
	MYL-TBL-8442-30-M	84w 42d 30h	\$11,198
	MYL-TBL-9642-30-M	96w 42d 30h	\$10,870
	MYL-TBL-6048-30-M	60w 48d 30h	\$10,646
	MYL-TBL-7248-30-M	72w 48d 30h	\$11,402
	MYL-TBL-8448-30-M	84w 48d 30h	\$11,644
	MYL-TBL-9648-30-M	96w 48d 30h	\$12,509
	MYL-TBL-8454-30-M	84w 54d 30h	\$12,590
	MYL-TBL-9654-30-M	96w 54d 30h	\$12,875
	MYL-TBL-10854-30-M	108w 54d 30h	\$13,246
	MYL-TBL-12054-30-M	120w 54d 30h	\$14,149
	MYL-TBL-8460-30-M	84w 60d 30h	\$13,165
	MYL-TBL-9660-30-M	96w 60d 30h	\$13,412
	MYL-TBL-10860-30-M	108w 60d 30h	\$14,106
	MYL-TBL-12060-30-M	120w 60d 30h	\$14,396

Plastic laminate or Marmoleum® top standard, veneer top add 10%
 Electrical, wire management and accessories available, see electrical section for options
 Custom modifications, youth and standing heights available upon request.

STUDY TABLES



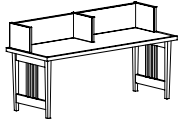
DESCRIPTION	ITEM NO	SIZE	STANDARD LIST
Rectangular Study Table with edgeband, stretcher base with 3 slat detail, 6 legs.	Red Oak		
	MYL-TBL-13254-30-RO	132w 54d 30h	\$13,294
	MYL-TBL-14454-30-RO	144w 54d 30h	\$19,567
	MYL-TBL-13260-30-RO	132w 60d 30h	\$13,794
	MYL-TBL-14460-30-RO	144w 60d 30h	\$20,304
	Cherry		
	MYL-TBL-13254-30-C	132w 54d 30h	\$14,967
	MYL-TBL-14454-30-C	144w 54d 30h	\$20,855
	MYL-TBL-13260-30-C	132w 60d 30h	\$14,967
	MYL-TBL-14460-30-C	144w 60d 30h	\$21,777
	Maple		
	MYL-TBL-13254-30-M	132w 54d 30h	\$14,396
	MYL-TBL-14454-30-M	144w 54d 30h	\$20,180
	MYL-TBL-13260-30-M	132w 60d 30h	\$14,396
	MYL-TBL-14460-30-M	144w 60d 30h	\$21,041

Plastic laminate or Marmoleum® top standard, veneer top add 10%
 Electrical, wire management and accessories available, see electrical section for options
 Custom modifications, youth and standing heights available upon request.

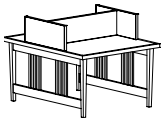
TABLE CARRELS



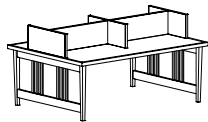
DESCRIPTION	ITEM NO	SIZE	STANDARD LIST
One Person Table Carrel with Marmoleum or plastic laminate top, wood edge, surround. Note: 36" Table is not ADA compliant.	Red Oak		
	MYL-TBL-CRL-3632-42-RO	36w 32d 42h	\$10,090
	MYL-TBL-CRL-4232-42-RO	42w 32d 42h	\$10,171
	MYL-TBL-CRL-4832-42-RO	48w 32d 42h	\$10,418
	Cherry		
	MYL-TBL-CRL-3632-42-C	36w 32d 42h	\$10,556
	MYL-TBL-CRL-4232-42-C	42w 32d 42h	\$10,656
	MYL-TBL-CRL-4832-42-C	48w 32d 42h	\$10,908
	Maple		
MYL-TBL-CRL-3632-42-M	36w 32d 42h	\$10,295	
MYL-TBL-CRL-4232-42-M	42w 32d 42h	\$10,375	
MYL-TBL-CRL-4832-42-M	48w 32d 42h	\$10,580	



Two Person, Single Faced Table Carrel Marmoleum or plastic laminate top, wood edge, surround.	Red Oak		
	MYL-TBL-CRL-7232-42-RO	72w 32d 42h	\$12,837
	MYL-TBL-CRL-8432-42-RO	84w 32d 42h	\$13,165
	MYL-TBL-CRL-9632-42-RO	96w 32d 42h	\$13,294
	Cherry		
	MYL-TBL-CRL-7232-42-C	72w 32d 42h	\$13,450
	MYL-TBL-CRL-8432-42-C	84w 32d 42h	\$13,821
	MYL-TBL-CRL-9632-42-C	96w 32d 42h	\$13,992
	Maple		
MYL-TBL-CRL-7232-42-M	72w 32d 42h	\$13,080	
MYL-TBL-CRL-8432-42-M	84w 32d 42h	\$13,393	
MYL-TBL-CRL-9632-42-M	96w 32d 42h	\$13,574	



Two Person, Double Faced Table Carrel Marmoleum or plastic laminate top, wood edge, surround.	Red Oak		
	MYL-TBL-CRL-3660-42-RO	36w 60d 42h	\$11,564
	MYL-TBL-CRL-4260-42-RO	42w 60d 42h	\$11,744
	MYL-TBL-CRL-4860-42-RO	48w 60d 42h	\$11,892
	Cherry		
	MYL-TBL-CRL-3660-42-C	36w 60d 42h	\$12,319
	MYL-TBL-CRL-4260-42-C	42w 60d 42h	\$12,547
	MYL-TBL-CRL-4860-42-C	48w 60d 42h	\$12,714
	Maple		
MYL-TBL-CRL-3660-42-M	36w 60d 42h	\$11,901	
MYL-TBL-CRL-4260-42-M	42w 60d 42h	\$12,139	
MYL-TBL-CRL-4860-42-M	48w 60d 42h	\$12,262	

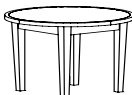
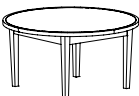
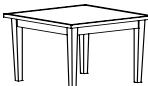
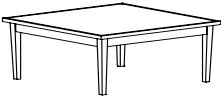



Four Person, Double Faced Table Carrel Marmoleum or plastic laminate top, wood edge, surround.	Red Oak		
	MYL-TBL-CRL-7260-42-RO	72w 60d 42h	\$15,380
	MYL-TBL-CRL-8460-42-RO	84w 60d 42h	\$15,623
	MYL-TBL-CRL-9660-42-RO	96w 60d 42h	\$15,870
	Cherry		
	MYL-TBL-CRL-7260-42-C	72w 60d 42h	\$16,345
	MYL-TBL-CRL-8460-42-C	84w 60d 42h	\$16,659
	MYL-TBL-CRL-9660-42-C	96w 60d 42h	\$16,977
	Maple		
MYL-TBL-CRL-7260-42-M	72w 60d 42h	\$15,798	
MYL-TBL-CRL-8460-42-M	84w 60d 42h	\$16,117	
MYL-TBL-CRL-9660-42-M	96w 60d 42h	\$16,369	

Plastic laminate or Marmoleum® top standard, veneer top add 10%
Electrical, wire management and accessories available, see electrical section for options
Custom modifications, youth and standing heights available upon request.

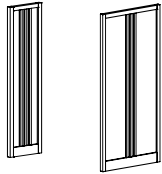
AGATI

MYLES COLLECTION--TABLES

OCCASIONAL TABLES	DESCRIPTION	ITEM NO	SIZE	STANDARD LIST	
 	Round Occasional Table	Red Oak			
		MYL-TBL-OCC-24-18-RO	24 Dia. 18h	\$3,549	
		MYL-TBL-OCC-30-18-RO	30 Dia. 18h	\$4,162	
		MYL-TBL-OCC-36-18-RO	36 Dia. 18h	\$4,929	
		MYL-TBL-OCC-24-21-RO	24 Dia. 21h	\$3,731	
		MYL-TBL-OCC-30-21-RO	30 Dia. 21h	\$4,367	
		MYL-TBL-OCC-36-21-RO	36 Dia. 21h	\$5,173	
		Cherry			
		MYL-TBL-OCC-24-18-C	24 Dia. 18h	\$3,685	
		MYL-TBL-OCC-30-18-C	30 Dia. 18h	\$4,327	
		MYL-TBL-OCC-36-18-C	36 Dia. 18h	\$5,151	
		MYL-TBL-OCC-24-21-C	24 Dia. 21h	\$3,879	
		MYL-TBL-OCC-30-21-C	30 Dia. 21h	\$4,549	
		MYL-TBL-OCC-36-21-C	36 Dia. 21h	\$5,400	
		Maple			
		MYL-TBL-OCC-24-18-M	24 Dia. 18h	\$3,680	
		MYL-TBL-OCC-30-18-M	30 Dia. 18h	\$4,327	
		MYL-TBL-OCC-36-18-M	36 Dia. 18h	\$5,117	
MYL-TBL-OCC-24-21-M	24 Dia. 21h	\$3,867			
MYL-TBL-OCC-30-21-M	30 Dia. 21h	\$4,549			
MYL-TBL-OCC-36-21-M	36 Dia. 21h	\$5,372			
 	Square Occasional Table	Red Oak			
		MYL-TBL-OCC-2424-18-RO	24w 24d 18h	\$2,584	
		MYL-TBL-OCC-3030-18-RO	30w 30d 18h	\$2,936	
		MYL-TBL-OCC-3636-18-RO	36w 36d 18h	\$3,453	
		MYL-TBL-OCC-2424-21-RO	24w 24d 21h	\$2,714	
		MYL-TBL-OCC-3030-21-RO	30w 30d 21h	\$3,089	
		MYL-TBL-OCC-3636-21-RO	36w 36d 21h	\$3,629	
		Cherry			
		MYL-TBL-OCC-2424-18-C	24w 24d 18h	\$2,714	
		MYL-TBL-OCC-3030-18-C	30w 30d 18h	\$3,078	
		MYL-TBL-OCC-3636-18-C	36w 36d 18h	\$3,640	
		MYL-TBL-OCC-2424-21-C	24w 24d 21h	\$2,851	
		MYL-TBL-OCC-3030-21-C	30w 30d 21h	\$3,237	
		MYL-TBL-OCC-3636-21-C	36w 36d 21h	\$3,822	
		Maple			
		MYL-TBL-OCC-2424-18-M	24w 24d 18h	\$2,726	
		MYL-TBL-OCC-3030-18-M	30w 30d 18h	\$3,101	
		MYL-TBL-OCC-3636-18-M	36w 36d 18h	\$3,646	
MYL-TBL-OCC-2424-21-M	24w 24d 21h	\$2,868			
MYL-TBL-OCC-3030-21-M	30w 30d 21h	\$3,248			
MYL-TBL-OCC-3636-21-M	36w 36d 21h	\$3,822			
	Rectangular Occasional Table	Red Oak			
		MYL-TBL-OCC-3024-18-RO	30w 24d 18h	\$2,936	
		MYL-TBL-OCC-3624-18-RO	36w 24d 18h	\$3,101	
		MYL-TBL-OCC-4824-18-RO	48w 24d 18h	\$3,390	
		MYL-TBL-OCC-3024-21-RO	30w 24d 21h	\$3,089	
		MYL-TBL-OCC-3624-21-RO	36w 24d 21h	\$3,248	
		MYL-TBL-OCC-4824-21-RO	48w 24d 21h	\$3,561	
		Cherry			
		MYL-TBL-OCC-3024-18-C	30w 24d 18h	\$3,123	
		MYL-TBL-OCC-3624-18-C	36w 24d 18h	\$3,294	
		MYL-TBL-OCC-4824-18-C	48w 24d 18h	\$3,583	
		MYL-TBL-OCC-3024-21-C	30w 24d 21h	\$3,277	
		MYL-TBL-OCC-3624-21-C	36w 24d 21h	\$3,447	
		MYL-TBL-OCC-4824-21-C	48w 24d 21h	\$3,771	
		Maple			
		MYL-TBL-OCC-3024-18-M	30w 24d 18h	\$3,135	
		MYL-TBL-OCC-3624-18-M	36w 24d 18h	\$3,305	
		MYL-TBL-OCC-4824-18-M	48w 24d 18h	\$3,600	
MYL-TBL-OCC-3024-21-M	30w 24d 21h	\$3,299			
MYL-TBL-OCC-3624-21-M	36w 24d 21h	\$3,458			
MYL-TBL-OCC-4824-21-M	48w 24d 21h	\$3,776			

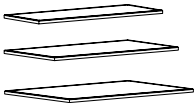
Veneer top standard, plastic laminate or Marmoleum® add 15%.
 Custom modifications upon request.

END PANELS



DESCRIPTION	ITEM NO	SIZE	STANDARD LIST
Single Faced End Panel Up to 66" high (h) Up to 90" high (h)	Red Oak MYL-EP-SF-1266-RO MYL-EP-SF-1290-RO	12w 66h 1.25th 12w 90h 1.25th	\$2,255 \$2,307
Double Faced End Panel Up to 66" high (h) Up to 90" high (h)	MYL-EP-DF-2466-RO MYL-EP-DF-2490-RO	24w 66h 1.25th 24w 90h 1.25th	\$3,050 \$3,206
Single Faced End Panel Up to 66" high (h) Up to 90" high (h)	Cherry MYL-EP-SF-1266-C MYL-EP-SF-1290-C	12w 66h 1.25th 12w 90h 1.25th	\$2,402 \$2,497
Double Faced End Panel Up to 66" high (h) Up to 90" high (h)	MYL-EP-DF-2466-C MYL-EP-DF-2490-C	24w 66h 1.25th 24w 90h 1.25th	\$3,357 \$3,530
Single Faced End Panel Up to 66" high (h) Up to 90" high (h)	Maple MYL-EP-SF-1266-M MYL-EP-SF-1290-M	12w 66h 1.25th 12w 90h 1.25th	\$2,333 \$2,411
Double Faced End Panel Up to 66" high (h) Up to 90" high (h)	MYL-EP-DF-2466-M MYL-EP-DF-2490-M	24w 66h 1.25th 24w 90h 1.25th	\$3,184 \$3,318

TOP CAPS



Single Faced Width Top Cap Priced per foot length (l)	Red Oak MYL-TC-SF-12xx-RO	12w xdl 1.25th	\$277 per linear foot
Double Faced Width Top Cap Priced per foot length (l)	MYL-TC-DF-24xx-RO	24w xdl 1.25th	\$354 per linear foot
File Cabinet Width Top Cap Priced per foot length (l)	MYL-TC-FC-36xx-RO	36w xdl 1.25th	\$488 per linear foot
Single Faced Width Top Cap Priced per foot length (l)	Cherry MYL-TC-SF-12xx-C	12w xdl 1.25th	\$294 per linear foot
Double Faced Width Top Cap Priced per foot length (l)	MYL-TC-DF-24xx-C	24w xdl 1.25th	\$372 per linear foot
File Cabinet Width Top Cap Priced per foot length (l)	MYL-TC-FC-36xx-C	36w xdl 1.25th	\$553 per linear foot
Single Faced Width Top Cap Priced per foot length (l)	Maple MYL-TC-SF-12xx-M	12w xdl 1.25th	\$285 per linear foot
Double Faced Width Top Cap Priced per foot length (l)	MYL-TC-DF-24xx-M	24w xdl 1.25th	\$363 per linear foot
File Cabinet Width Top Cap Priced per foot length (l)	MYL-TC-FC-36xx-M	36w xdl 1.25th	\$514 per linear foot









FILLER STRIP MOULDING

Filler Strip Moulding Small--Finished filler strip	MYL-FLLR-3-3-96	8 ft. lengths	\$946 per 8 ft. length
Filler Strip Moulding Large--Finished filler strip	MYL-FLLR-6-3-96	8 ft. lengths	\$1,417 per 8 ft. length

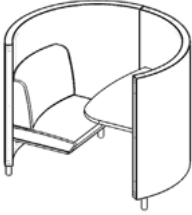









Plastic laminate or Marmoleum® top standard, veneer top add 20%
Custom modifications available upon request.

AGATI

ORB






LOUNGE	DESCRIPTION	ITEM NO	SIZE	STANDARD LIST
	Orb Lounge Chair with upholstered arms cushioned seat and back. Powder Coat disc base with swivel COM Requirement Surrounds: 3 yards of 54" wide plain fabric. Contrasting Fabric: Seat 1.25 yards, back 1.75 yards.	ORB-STG-1000	30w 30d 30h 18sh	\$3,392
	Orb Lounge Chair with upholstered arms cushioned seat and back. 4 star polished aluminum base with swivel COM Requirement Surrounds: 3 yards of 54" wide plain fabric. Contrasting Fabric: Seat 1.25 yards, back 1.75 yards.	ORB-STG-1002	30w 30d 30h 18sh	\$3,423
	Orb 3 Person Cluster with upholstered arms cushioned seat and back. Powder Coat disc base Plastic Laminate Top with 3mm PVC Edge Orb 3 Person Cluster with upholstered arms cushioned seat and back. Powder Coat disc base Stone top (Daltile Grade 2) COM Requirement Surrounds: 9 yards of 54" wide plain fabric. Contrasting Fabric: Seat 3.75 yards, back 5.25 yards.	ORB-CLST-3-PLM ORB-CLST-3-STN	78w 73d 31h 78w 73d 31h	\$12,609 \$14,049
	Orb 3 Person Cluster with upholstered arms cushioned seat and back. Powder Coat disc base Plastic Laminate Top Orb 3 Person Cluster with upholstered arms cushioned seat and back. Powder Coat disc base Stone top (Daltile Grade 2)	ORB-CLST-3-PLM-PLG ORB-CLST-3-STN-PLG	78w 73d 31h 78w 73d 31h	\$14,229 \$15,669
	Under Mount Power *1 Power Outlet 1 USB A+C Outlets *Finish: Silver Powder Coat COM Requirement Surrounds: 9 yards of 54" wide plain fabric. Contrasting Fabric: Seat 3.75 yards, back 5.25 yards.			
	Orb 4 Person Cluster with upholstered arms cushioned seat and back. Powder Coat disc base Plastic Laminate Top Orb 4 Person Cluster with upholstered arms cushioned seat and back. Powder Coat disc base Stone top (Daltile Grade 2) COM Requirement Surrounds: 12 yards of 54" wide plain fabric. Contrasting Fabric: Seat 5 yards, back 7 yards.	ORB-CLST-4-PLM ORB-CLST-4-STN	78w 73d 31h 78w 73d 31h	\$16,732 \$24,326
	Orb 4 Person Cluster with upholstered arms cushioned seat and back. Powder Coat disc base Plastic Laminate Top Orb 4 Person Cluster with upholstered arms cushioned seat and back. Powder Coat disc base Stone top (Daltile Grade 2)	ORB-CLST-4-PLM-PLG ORB-CLST-4-STN-PLG	78w 73d 31h 78w 73d 31h	\$18,849 \$26,443
	Under Mount Power *1 Power Outlet 1 USB A+C Outlets *Finish: Silver Powder Coat COM Requirement Surrounds: 12 yards of 54" wide plain fabric. Contrasting Fabric: Seat 5 yards, back 7 yards.			
Standard Laminates include: Wilsonart: Series 60 finish laminates Formica: Series 58 finish laminates All other laminate series may be subject to up charge.				

WORKSTATIONS

	DESCRIPTION	ITEM NO	SIZE	STANDARD LIST
	Single Faced 1 Person Work Station with upholstered surrounds, fixed bench with cushioned seat and back, plastic laminate work surface and side shelf, PVC edgeband, and metal leg base with clear anodized aluminum finish.	Upholstered Surround POD-WKS-STR-52-49-UPS	52dia 49h 19sh	\$10,306
		COM Requirement Surrounds: 8 yards of 54" wide plain fabric. Fabric Must be Railroaded COM Requirement Bench: 2.5 yards of 54" wide plain fabric. Contrasting Fabric: Bench 1.5 yards, back 1.5 yards. NOTE: Does not include power module on work surface		
  HARD WIRED	Single Faced 1 Person Work Station with upholstered surrounds, fixed bench with cushioned seat and back, plastic laminate work surface and side shelf, PVC edgeband, and metal leg base with clear anodized aluminum finish. Surface Mount Power Pop Up *1 Power Outlet 1 USB A+C Outlets *Finish: Silver Powder Coat	Upholstered Surround 4-Trac Electrical POD-WKS-STR-52-49-ELE-UPS	52dia 49h 19sh	\$11,128
		COM Requirement Surrounds: 8 yards of 54" wide plain fabric. Fabric Must be Railroaded COM Requirement Bench: 2.5 yards of 54" wide plain fabric. Contrasting Fabric: Bench 1.5 yards, back 1.5 yards. NOTE: 4-Trac is a hardwire connection which requires an electrician to wire to a junction box		
  PLUG SET	Single Faced 1 Person Work Station with upholstered surrounds, fixed bench with cushioned seat and back, plastic laminate work surface and side shelf, PVC edgeband, and metal leg base with clear anodized aluminum finish. Surface Mount Power Pop Up *1 Power Outlet 1 USB A+C Outlets *Finish: Silver Powder Coat	Upholstered Surround Plug Set POD-WKS-STR-52-49-PLG-UPS	52dia 49h 19sh	\$10,981
		COM Requirement Surrounds: 8 yards of 54" wide plain fabric. Fabric Must be Railroaded COM Requirement Bench: 2.5 yards of 54" wide plain fabric. Contrasting Fabric: Bench 1.5 yards, back 1.5 yards. NOTE: Plug Set is a standard 110v plug		
	Single Faced 1 Person Carrel with upholstered surrounds, plastic laminate work surface and side shelf, PVC edgeband, and metal leg base with clear anodized aluminum finish.	Upholstered Surround POD-CRL-STR-52-49-UPS	52dia 49h 19sh	\$6,621
		COM Requirement Surrounds: 8 yards of 54" wide plain fabric. Fabric Must be Railroaded NOTE: Does not include power module on work surface		
  HARD WIRED	Single Faced 1 Person Carrel with upholstered surrounds, plastic laminate work surface and side shelf, PVC edgeband, and metal leg base with clear anodized aluminum finish. Surface Mount Power Pop Up *1 Power Outlet 1 USB A+C Outlets *Finish: Silver Powder Coat	Upholstered Surround 4-Trac Electrical POD-CRL-STR-52-49-ELE-UPS	52dia 49h 19sh	\$7,267
		COM Requirement Surrounds: 8 yards of 54" wide plain fabric. Fabric Must be Railroaded COM Requirement Bench: 2.5 yards of 54" wide plain fabric. Contrasting Fabric: Bench 1.5 yards, back 1.5 yards. NOTE: 4-Trac is a hardwire connection which requires an electrician to wire to a junction box		
  PLUG SET	Single Faced 1 Person Carrel with upholstered surrounds, plastic laminate work surface and side shelf, PVC edgeband, and metal leg base with clear anodized aluminum finish. Surface Mount Power Pop Up *1 Power Outlet 1 USB A+C Outlets *Finish: Silver Powder Coat	Upholstered Surround Plug Set POD-CRL-STR-52-49-PLG-UPS	52dia 49h 19sh	\$7,020
		COM Requirement Surrounds: 8 yards of 54" wide plain fabric. Fabric Must be Railroaded COM Requirement Bench: 2.5 yards of 54" wide plain fabric. Contrasting Fabric: Bench 1.5 yards, back 1.5 yards. NOTE: Plug Set is a standard 110v plug		
	Bracket to Anchor POD to the floor	OPT-POD-FLR-ANR		\$144
	Standard Laminates include: Wilsonart: Series 60 finish laminates Formica: Series 58 finish laminates All other laminate series may be subject to up charge.			

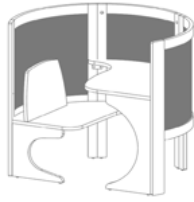
AGATI

THE POD DUO

WORKSTATIONS	DESCRIPTION	ITEM NO	SIZE	STANDARD LIST
	Single Faced 2 Person Work Station with upholstered surrounds, fixed benches with cushioned seat and back, plastic laminate work surface and side shelf, PVC edgeband, and metal leg base with clear anodized aluminum finish.	Upholstered Surround POD-DUO-WKS-STR-7641-49-UPS	76w 41d 49h 19sh	\$14,938
		COM Requirement Surrounds: 10 yards of 54" wide plain fabric. Fabric Must be Railroaded COM Requirement Bench: 5 yards of 54" wide plain fabric. Contrasting Fabric: Bench 2.5 yards, back 2.5 yards. NOTE: Does not include power module on work surface		
	Single Faced 2 Person Work Station with upholstered surrounds, fixed benches with cushioned seat and back, plastic laminate work surface and side shelf, PVC edgeband, and metal leg base with clear anodized aluminum finish.	Upholstered Surround 4-Trac Electrical POD-DUO-WKS-STR-7641-49-ELE-UP	76w 41d 49h 19sh	\$15,537
	Surface Mount Power Pop Up *2 Power Outlet 1 USB A+C Outlets *Finish: Silver Powder Coat	COM Requirement Surrounds: 10 yards of 54" wide plain fabric. Fabric Must be Railroaded COM Requirement Bench: 5 yards of 54" wide plain fabric. Contrasting Fabric: Bench 2.5 yards, back 2.5 yards. NOTE: 4-Trac is a hardwire connection which requires an electrician to wire to a junction box		
HARD WIRED				
	Single Faced 2 Person Work Station with upholstered surrounds, fixed benches with cushioned seat and back, plastic laminate work surface and side shelf, PVC edgeband, and metal leg base with clear anodized aluminum finish.	Upholstered Surround Plug Set POD-DUO-WKS-STR-7641-49-PLG-UP	76w 41d 49h 19sh	\$15,635
	Surface Mount Power Pop Up *2 Power Outlet 1 USB A+C Outlets *Finish: Silver Powder Coat	COM Requirement Surrounds: 10 yards of 54" wide plain fabric. Fabric Must be Railroaded COM Requirement Bench: 5 yards of 54" wide plain fabric. Contrasting Fabric: Bench 2.5 yards, back 2.5 yards. NOTE: Plug Set is a stand 110v plug		
PLUG SET				
	Bracket to Anchor POD to the floor	OPT-POD-FLR-ANR		\$144
	Standard Laminates include: Wilsonart: Series 60 finish laminates Formica: Series 58 finish laminates All other laminate series may be subject to up charge.			

WORKSTATIONS

DESCRIPTION	ITEM NO	SIZE	STANDARD LIST
-------------	---------	------	---------------



Single Faced 1 Person Work Station with wood and acoustical panel surrounds, fixed bench with plastic laminate seat, seat back and work surface

POD-JR-3627-36-FB-PL

36dia 36h 13 1/2sh

\$1,730

For Ages 4-12

Finishes:
 Grey Acoustical Panel
 White Plastic Laminate Work Surface
 Natural Birch



Single Faced 1 Person Work Station with wood and acoustical panel surrounds, fixed bench with cushioned seat and plastic laminate seat back and work surface

POD-JR-3627-36-FB-PL-UP

36dia 36h 13 1/2sh

\$1,993

For Ages 4-12

Finishes:
 Grey Acoustical Panel
 White Plastic Laminate Work Surface
 Natural Birch

COM Requirement Seat: 1.25 yards of 54" wide plain fabric.



Single Faced 1 Person Work Station with wood and frosted acrylic panel surrounds, fixed bench with plastic laminate seat, seat back and work surface

POD-JR-3627-36-AC-PL

36dia 36h 13 1/2sh

\$1,784

For Ages 4-12

Finishes:
 Frosted Acrylic Panel
 White Plastic Laminate Work Surface
 Natural Birch



Single Faced 1 Person Work Station with wood and frosted acrylic panel surrounds, fixed bench with cushioned seat and plastic laminate seat back and work surface

POD-JR-3627-36-AC-PL-UP







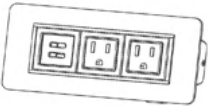

36dia 36h 13 1/2sh









\$2,048

For Ages 4-12


Finishes:
 Frosted Acrylic Panel
 White Plastic Laminate Work Surface
 Natural Birch

COM Requirement Seat: 1.25 yards of 54" wide plain fabric.

TABLES	DESCRIPTION	ITEM NO	SIZE	STANDARD LIST	
	Rectangular Standing Height Table with 1/4" thick solid wood edgeband, wood veneer inset top and side panels, stainless steel base.	Wood Veneer with Stainless Steel Base			
		PRB-TBL-7236-42-WV-SSB	72w 36d 42h	\$17,637	
		PRB-TBL-9636-42-WV-SSB	96w 36d 42h	\$19,571	
		PRB-TBL-12036-42-WV-SSB	118w 36d 42h	\$21,912	
	*2 Power Outlet 1 USB-A Outlet 1 USB-C Outlet in apron rail *Finish: Metallic Silver		PRB-TBL-7230-42-WV-SSB	72w 30d 42h	\$17,317
			PRB-TBL-9630-42-WV-SSB	96w 30d 42h	\$19,252
			PRB-TBL-12030-42-WV-SSB	118w 30d 42h	\$21,602
	Rectangular Standing Height Table with 3mm PVC edgeband and plastic laminate inset top and side panels, stainless steel base.	Plastic Laminate with Stainless Steel Base			
		PRB-TBL-7236-42-PLM-SSB	72w 36d 42h	\$14,560	
		PRB-TBL-9636-42-PLM-SSB	96w 36d 42h	\$16,734	
		PRB-TBL-12036-42-PLM-SSB	118w 36d 42h	\$19,295	
	*2 Power Outlet 1 USB-A Outlet 1 USB-C Outlet in apron rail *Finish: Metallic Silver		PRB-TBL-7230-42-PLM-SSB	72w 30d 42h	\$13,762
			PRB-TBL-9630-42-PLM-SSB	96w 30d 42h	\$16,790
			PRB-TBL-12030-42-PLM-SSB	118w 30d 42h	\$18,902
	Rectangular Standing Height Table with stone top and side panels, stainless steel base.	Stone with Stainless Steel Base			
		PRB-TBL-7236-42-STN-SSB	72w 36d 42h	\$28,414	
		PRB-TBL-9636-42-STN-SSB	96w 36d 42h	\$32,789	
		PRB-TBL-12036-42-STN-SSB	118w 36d 42h	\$36,403	
	*2 Power Outlet 1 USB-A Outlet 1 USB-C Outlet in apron rail *Finish: Metallic Silver		PRB-TBL-7230-42-STN-SSB	72w 30d 42h	\$27,193
			PRB-TBL-9630-42-STN-SSB	96w 30d 42h	\$31,010
			PRB-TBL-12030-42-STN-SSB	118w 30d 42h	\$34,607
	Rectangular Standing Height Table with 1/4" thick solid wood edgeband, wood veneer inset top and side panels with a powder coat base.	Wood Veneer with Powder Coat Base			
		PRB-TBL-7236-42-WV-PCB	72w 36d 42h	\$17,068	
		PRB-TBL-9636-42-WV-PCB	96w 36d 42h	\$18,933	
		PRB-TBL-12036-42-WV-PCB	118w 36d 42h	\$21,372	
	*2 Power Outlet 1 USB-A Outlet 1 USB-C Outlet in apron rail *Finish: Metallic Silver		PRB-TBL-7230-42-WV-PCB	72w 30d 42h	\$16,835
			PRB-TBL-9630-42-WV-PCB	96w 30d 42h	\$18,667
			PRB-TBL-12030-42-WV-PCB	118w 30d 42h	\$21,115
	Rectangular Standing Height Table with 3mm PVC edgeband and plastic laminate inset top and side panels with powder coat base.	Plastic Laminate with Powder Coat Base			
		PRB-TBL-7236-42-PLM-PCB	72w 36d 42h	\$13,991	
		PRB-TBL-9636-42-PLM-PCB	96w 36d 42h	\$17,139	
		PRB-TBL-12036-42-PLM-PCB	118w 36d 42h	\$18,755	
	*2 Power Outlet 1 USB-A Outlet 1 USB-C Outlet in apron rail *Finish: Metallic Silver		PRB-TBL-7230-42-PLM-PCB	72w 30d 42h	\$13,246
			PRB-TBL-9630-42-PLM-PCB	96w 30d 42h	\$16,205
			PRB-TBL-12030-42-PLM-PCB	118w 30d 42h	\$18,508
	Rectangular Standing Height Table with stone top and side panels and powder coat base.	Stone with Powder Coat Base			
		PRB-TBL-7236-42-STN-PCB	72w 36d 42h	\$28,239	
		PRB-TBL-9636-42-STN-PCB	96w 36d 42h	\$32,271	
		PRB-TBL-12036-42-STN-PCB	118w 36d 42h	\$36,288	
	*2 Power Outlet 1 USB-A Outlet 1 USB-C Outlet in apron rail *Finish: Metallic Silver		PRB-TBL-7230-42-STN-PCB	72w 30d 42h	\$27,071
			PRB-TBL-9630-42-STN-PCB	96w 30d 42h	\$30,888
			PRB-TBL-12030-42-STN-PCB	118w 30d 42h	\$34,485
	ELECTRICAL NOTES:				
	Standard power connection to the floor is hardwired. 110v plug is optional. 4-Trac is a hardwire connection which requires an electrician to wire to a junction box Access Panel on both legs				
	Standard Laminates include: Wilsonart: Series 60 finish laminates Formica: Series 58 finish laminates All other laminate series may be subject to up charge.				
	Standard Stone include: Silestone Group 2 Note: Stainless Steel is standard base finish. Custom Powdercoat Finish available upon request.				

TABLES	DESCRIPTION	ITEM NO	SIZE	STANDARD LIST
	Rectangular Standing Height Table with 1/4" thick solid wood edgeband, wood veneer inset top and side panels, stainless steel base.	Wood Veneer with Stainless Steel Base PRB-TBL-7236-42-WV-SSB-P PRB-TBL-9636-42-WV-SSB-P PRB-TBL-12036-42-WV-SSB-P	72w 36d 42h 96w 36d 42h 118w 36d 42h	\$17,243 \$19,836 \$19,262
	*2 Power Outlet 1 USB-A Outlet 1 USB-C Outlet in apron rail *Finish: Metallic Silver	 PRB-TBL-7230-42-WV-SSB-P PRB-TBL-9630-42-WV-SSB-P PRB-TBL-12030-42-WV-SSB-P	72w 30d 42h 96w 30d 42h 118w 30d 42h	\$16,923 \$19,517 \$21,991
	Rectangular Standing Height Table with 3mm PVC edgeband and plastic laminate inset top and side panels, stainless steel base.	Plastic Laminate with Stainless Steel Base PRB-TBL-7236-42-PLM-SSB-P PRB-TBL-9636-42-PLM-SSB-P PRB-TBL-12036-42-PLM-SSB-P	72w 36d 42h 96w 36d 42h 118w 36d 42h	\$14,166 \$16,823 \$19,687
	*2 Power Outlet 1 USB-A Outlet 1 USB-C Outlet in apron rail *Finish: Metallic Silver	 PRB-TBL-7230-42-PLM-SSB-P PRB-TBL-9630-42-PLM-SSB-P PRB-TBL-12030-42-PLM-SSB-P	72w 30d 42h 96w 30d 42h 118w 30d 42h	\$13,368 \$17,055 \$19,388
	Rectangular Standing Height Table with stone top and side panels, stainless steel base.	Stone with Stainless Steel Base PRB-TBL-7236-42-STN-SSB-P PRB-TBL-9636-42-STN-SSB-P PRB-TBL-12036-42-STN-SSB-P	72w 36d 42h 96w 36d 42h 118w 36d 42h	\$28,020 \$32,756 \$36,507
	*2 Power Outlet 1 USB-A Outlet 1 USB-C Outlet in apron rail *Finish: Metallic Silver	 PRB-TBL-7230-42-STN-SSB-P PRB-TBL-9630-42-STN-SSB-P PRB-TBL-12030-42-STN-SSB-P	72w 30d 42h 96w 30d 42h 118w 30d 42h	\$26,799 \$31,275 \$34,838
	Rectangular Standing Height Table with 1/4" thick solid wood edgeband, wood veneer inset top and side panels with a powder coat base.	Wood Veneer with Powder Coat Base PRB-TBL-7236-42-WV-PCB-P PRB-TBL-9636-42-WV-PCB-P PRB-TBL-12036-42-WV-PCB-P	72w 36d 42h 96w 36d 42h 118w 36d 42h	\$16,736 \$19,198 \$21,603
	*2 Power Outlet 1 USB-A Outlet 1 USB-C Outlet in apron rail *Finish: Metallic Silver	 PRB-TBL-7230-42-WV-PCB-P PRB-TBL-9630-42-WV-PCB-P PRB-TBL-12030-42-WV-PCB-P	72w 30d 42h 96w 30d 42h 118w 30d 42h	\$16,432 \$18,932 \$21,346
	Rectangular Standing Height Table with 3mm PVC edgeband and plastic laminate inset top and side panels with powder coat base.	Plastic Laminate with Powder Coat Base PRB-TBL-7236-42-PLM-PCB-P PRB-TBL-9636-42-PLM-PCB-P PRB-TBL-12036-42-PLM-PCB-P	72w 36d 42h 96w 36d 42h 118w 36d 42h	\$13,843 \$16,209 \$18,985
	*2 Power Outlet 1 USB-A Outlet 1 USB-C Outlet in apron rail *Finish: Metallic Silver	 PRB-TBL-7230-42-PLM-PCB-P PRB-TBL-9630-42-PLM-PCB-P PRB-TBL-12030-42-PLM-PCB-P	72w 30d 42h 96w 30d 42h 118w 30d 42h	\$13,004 \$16,470 \$18,647
	Rectangular Standing Height Table with stone top and side panels and powder coat base.	Stone with Powder Coat Base PRB-TBL-7236-42-STN-PCB-P PRB-TBL-9636-42-STN-PCB-P PRB-TBL-12036-42-STN-PCB-P	72w 36d 42h 96w 36d 42h 118w 36d 42h	\$27,845 \$32,582 \$36,334
	*2 Power Outlet 1 USB-A Outlet 1 USB-C Outlet in apron rail *Finish: Metallic Silver	 PRB-TBL-7230-42-STN-PCB-P PRB-TBL-9630-42-STN-PCB-P PRB-TBL-12030-42-STN-PCB-P	72w 30d 42h 96w 30d 42h 118w 30d 42h	\$26,677 \$31,153 \$34,716
	ELECTRICAL NOTES: Standard power connection to the floor is 110v plug Access Panel on both legs			
	Standard Laminates include: Wilsonart: Series 60 finish laminates Formica: Series 58 finish laminates All other laminate series may be subject to up charge.			
	Standard Stone include: Silestone Group 2 Note: Stainless Steel is standard base finish. Custom Powdercoat Finish available upon request.			











TABLES	DESCRIPTION	ITEM NO	SIZE	STANDARD LIST
	Rectangular Seated ADA Height Table with 1/4" thick solid wood edgeband, wood veneer inset top and side panels, stainless steel base. *2 Power Outlet 1 USB-A Outlet 1 USB-C Outlet in apron rail *Finish: Metallic Silver	Wood Veneer with Stainless Steel Base		
		PRB-TBL-ADR-3636-30-WV-SSB	36w 36d 30h	\$7,122
		PRB-TBL-ADR-4836-30-WV-SSB	48w 36d 30h	\$7,707
		PRB-TBL-ADR-6036-30-WV-SSB	60w 36d 30h	\$8,496
		PRB-TBL-ADR-7236-30-WV-SSB	72w 36d 30h	\$9,142
		PRB-TBL-ADR-3630-30-WV-SSB	30w 30d 30h	\$6,750
		PRB-TBL-ADR-4830-30-WV-SSB	48w 30d 30h	\$7,339
		PRB-TBL-ADR-6030-30-WV-SSB	60w 30d 30h	\$8,123
	PRB-TBL-ADR-7230-30-WV-SSB	72w 30d 30h	\$8,770	
	Rectangular Seated ADA Height Table with 3mm PVC edgeband and plastic laminate inset top and side panels, stainless steel base. *2 Power Outlet 1 USB-A Outlet 1 USB-C Outlet in apron rail *Finish: Metallic Silver	Plastic Laminate with Stainless Steel Base		
		PRB-TBL-ADR-3636-30-PLM-SSB	36w 36d 30h	\$5,872
		PRB-TBL-ADR-4836-30-PLM-SSB	48w 36d 30h	\$5,915
		PRB-TBL-ADR-6036-30-PLM-SSB	60w 36d 30h	\$6,366
		PRB-TBL-ADR-7236-30-PLM-SSB	72w 36d 30h	\$6,669
		PRB-TBL-ADR-3630-30-PLM-SSB	30w 30d 30h	\$5,795
		PRB-TBL-ADR-4830-30-PLM-SSB	48w 30d 30h	\$5,875
PRB-TBL-ADR-6030-30-PLM-SSB		60w 30d 30h	\$5,989	
PRB-TBL-ADR-7230-30-PLM-SSB	72w 30d 30h	\$6,144		
Rectangular Seated ADA Height Table with stone top and side panels, stainless steel base. *2 Power Outlet 1 USB-A Outlet 1 USB-C Outlet in apron rail *Finish: Metallic Silver	Stone with Stainless Steel Base			
	PRB-TBL-ADR-3636-30-STN-SSB	36w 36d 30h	\$11,584	
	PRB-TBL-ADR-4836-30-STN-SSB	48w 36d 30h	\$12,140	
	PRB-TBL-ADR-6036-30-STN-SSB	60w 36d 30h	\$15,237	
	PRB-TBL-ADR-7236-30-STN-SSB	72w 36d 30h	\$16,765	
	PRB-TBL-ADR-3630-30-STN-SSB	30w 30d 30h	\$10,901	
	PRB-TBL-ADR-4830-30-STN-SSB	48w 30d 30h	\$12,028	
	PRB-TBL-ADR-6030-30-STN-SSB	60w 30d 30h	\$14,096	
PRB-TBL-ADR-7230-30-STN-SSB	72w 30d 30h	\$16,653		






















ELECTRICAL NOTES:
 Standard power connection to the floor is hardwired. 110v plug is optional.
 4-Trac is a hardwire connection which requires an electrician to wire to a junction box
 Access Panel on both legs




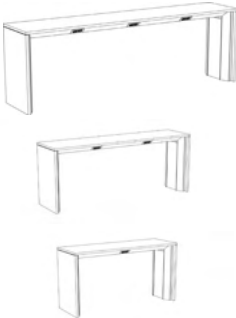







Standard Laminates include:
 Wilsonart: Series 60 finish laminates
 Formica: Series 58 finish laminates
 All other laminate series may be subject to up charge.












Standard Stone include:
 Silestone Group 2
 Note: Stainless Steel is standard base finish. Custom Powdercoat Finish available upon request.

TABLES	DESCRIPTION	ITEM NO	SIZE	STANDARD LIST
	Rectangular Standing Height Table with 3mm PVC edgeband and plastic laminate inset top and side panels, stainless steel base, must be bolted down.	Plastic Laminate with Stainless Steel Base PRB-TBL-7224-42-P-SS PRB-TBL-9624-42-P-SS PRB-TBL-11824-42-P-SS	72w 24d 42h 96w 24d 42h 118w 24d 42h	\$9,901 \$11,142 \$12,914
	*2 Power Outlet 1 USB-A Outlet 1 USB-C Outlet in apron rail *Finish: Metallic Silver	 PRB-TBL-7218-42-P-SS PRB-TBL-9618-42-P-SS PRB-TBL-11818-42-P-SS	72w 18d 42h 96w 18d 42h 118w 18d 42h	\$9,158 \$10,435 \$11,615
	Rectangular Standing Height Table with stone top and side panels, stainless steel base, must be bolted down.	Stone with Stainless Steel Base PRB-TBL-7224-42-S-SS PRB-TBL-9624-42-S-SS PRB-TBL-11824-42-S-SS	72w 24d 42h 96w 24d 42h 118w 24d 42h	\$12,097 \$14,104 \$16,205
	Single Faced Rectangular Standing Height Table with 3mm PVC edgeband and plastic laminate inset top and side panels, stainless steel base, must be bolted down.	Plastic Laminate with Stainless Steel Base PRB-TBL-7224-42-P-SS-SF PRB-TBL-9624-42-P-SS-SF PRB-TBL-11824-42-P-SS-SF	72w 24d 42h 96w 24d 42h 118w 24d 42h	\$9,585 \$10,509 \$11,965
	*2 Power Outlet 1 USB-A Outlet 1 USB-C Outlet in apron rail *Finish: Metallic Silver	 PRB-TBL-7218-42-P-SS-SF PRB-TBL-9618-42-P-SS-SF PRB-TBL-11818-42-P-SS-SF	72w 18d 42h 96w 18d 42h 118w 18d 42h	\$8,842 \$9,803 \$10,667
	Single Faced Rectangular Standing Height Table with stone top and side panels, stainless steel base, must be bolted down.	Stone with Stainless Steel Base PRB-TBL-7224-42-S-SS-SF PRB-TBL-9624-42-S-SS-SF PRB-TBL-11824-42-S-SS-SF	72w 24d 42h 96w 24d 42h 118w 24d 42h	\$11,781 \$13,471 \$15,257
	Rectangular Standing Height Table with 3mm PVC edgeband and plastic laminate inset top and side panels, stainless steel base, must be bolted down. 3Form Divider Panel	Plastic Laminate with Stainless Steel Base PRB-TBL-9624-42-P-SS-SF3 PRB-TBL-11824-42-P-SS-SF3	96w 24d 42h 118w 24d 42h	\$14,957 \$17,890
	*2 Power Outlet 1 USB-A Outlet 1 USB-C Outlet in apron rail *Finish: Metallic Silver	 PRB-TBL-9618-42-P-SS-SF3 PRB-TBL-11818-42-P-SS-SF3	96w 18d 42h 118w 18d 42h	\$14,250 \$16,591
	Rectangular Standing Height Table with stone top and side panels, stainless steel base, must be bolted down. 3Form Divider Panel	Stone with Stainless Steel Base PRB-TBL-9624-42-S-SS-SF3 PRB-TBL-11824-42-S-SS-SF3	96w 24d 42h 118w 24d 42h	\$17,919 \$21,181
	Rectangular Standing Height Table with 3mm PVC edgeband and plastic laminate inset top and side panels, stainless steel base, must be bolted down. 3Form Divider Panel	Plastic Laminate with Stainless Steel Base PRB-TBL-9618-42-S-SS-SF3 PRB-TBL-11818-42-S-SS-SF3	96w 18d 42h 118w 18d 42h	\$16,085 \$18,915
	*2 Power Outlet 1 USB-A Outlet 1 USB-C Outlet in apron rail *Finish: Metallic Silver	 PRB-TBL-9618-42-S-SS-SF3 PRB-TBL-11818-42-S-SS-SF3	96w 18d 42h 118w 18d 42h	\$16,085 \$18,915
	ELECTRICAL NOTES: Standard power connection to the floor is 110v plug Access Panel on both legs			
	Standard Laminates include: Wilsonart: Series 60 finish laminates Formica: Series 58 finish laminates All other laminate series may be subject to up charge.			
	Standard Stone include: Silestone Group 2 Note: Stainless Steel is standard base finish. Custom Powdercoat Finish available upon request. Skinny Bar must be bolted - hardware included			

TABLES	DESCRIPTION	ITEM NO	SIZE	STANDARD LIST	
	Rectangular Standing Height Table with 3mm PVC edgeband and plastic laminate inset top and side panels, powder coat base, must be bolted down. *2 Power Outlet 1 USB-A Outlet 1 USB-C Outlet in apron rail *Finish: Metallic Silver	Plastic Laminate with Powder Coat Base			
		PRB-TBL-7224-42-P-PC	72w 24d 42h	\$8,787	
		PRB-TBL-9624-42-P-PC	96w 24d 42h	\$9,858	
			PRB-TBL-11824-42-P-PC	118w 24d 42h	\$11,469
		Rectangular Standing Height Table with stone top and side panels, powder coat base, must be bolted down. *2 Power Outlet 1 USB-A Outlet 1 USB-C Outlet in apron rail *Finish: Metallic Silver	Stone with Powder Coat Base		
			PRB-TBL-7224-42-S-PC	72w 24d 42h	\$12,613
			PRB-TBL-9624-42-S-PC	96w 24d 42h	\$14,620
			PRB-TBL-11824-42-S-PC	118w 24d 42h	\$16,721
		Single Faced Rectangular Standing Height Table with 3mm PVC edgeband and plastic laminate inset top and side panels, powder coat base, must be bolted down. *2 Power Outlet 1 USB-A Outlet 1 USB-C Outlet in apron rail *Finish: Metallic Silver	Plastic Laminate with Powder Coat Base		
PRB-TBL-7224-42-P-PC-SF			72w 24d 42h	\$8,466	
PRB-TBL-9624-42-P-PC-SF			96w 24d 42h	\$9,217	
			PRB-TBL-11824-42-P-PC-SF	118w 24d 42h	\$10,507
		Single Faced Rectangular Standing Height Table with stone top and side panels, powder coat base, must be bolted down. *2 Power Outlet 1 USB-A Outlet 1 USB-C Outlet in apron rail *Finish: Metallic Silver	Stone with Powder Coat Base		
			PRB-TBL-7224-42-S-PC-SF	72w 24d 42h	\$12,293
			PRB-TBL-9624-42-S-PC-SF	96w 24d 42h	\$13,978
			PRB-TBL-11824-42-S-PC-SF	118w 24d 42h	\$15,759
		Rectangular Standing Height Table with 3mm PVC edgeband and plastic laminate inset top and side panels, powder coat base, must be bolted down. 3Form Divider Panel *2 Power Outlet 1 USB-A Outlet 1 USB-C Outlet in apron rail *Finish: Metallic Silver	Plastic Laminate with Powder Coat Base		
	PRB-TBL-9624-42-P-PC-SF3		96w 24d 42h	\$13,673	
	PRB-TBL-11824-42-P-PC-SF3		118w 24d 42h	\$16,445	
		Rectangular Standing Height Table with stone top and side panels, powder coat base, must be bolted down. 3Form Divider Panel *2 Power Outlet 1 USB-A Outlet 1 USB-C Outlet in apron rail *Finish: Metallic Silver	Stone with Powder Coat Base		
			PRB-TBL-9624-42-S-PC-SF3	96w 24d 42h	\$18,435
			PRB-TBL-11824-42-S-PC-SF3	118w 24d 42h	\$21,697
			PRB-TBL-9618-42-S-PC-SF3	96w 18d 42h	\$16,598
			PRB-TBL-11818-42-S-PC-SF3	118w 18d 42h	\$19,427
		ELECTRICAL NOTES: Standard power connection to the floor is hardwired. 110v plug is optional. 4-Trac is a hardwire connection which requires an electrician to wire to a junction box Access Panel on both legs			
Standard Laminates include: Wilsonart: Series 60 finish laminates Formica: Series 58 finish laminates All other laminate series may be subject to up charge.					
	Standard Stone include: Silestone Group 2 Note: Stainless Steel is standard base finish. Custom Powdercoat Finish available upon request. Skinny Bar must be bolted - hardware included				

TABLES	DESCRIPTION	ITEM NO	SIZE	STANDARD LIST	
	Rectangular Standing Height Table with 3mm PVC edgeband and plastic laminate inset top and side panels, stainless steel base, must be bolted down.	Plastic Laminate with Stainless Steel Base PRB-TBL-7224-42-P-SS-P PRB-TBL-9624-42-P-SS-P PRB-TBL-11824-42-P-SS-P	72w 24d 42h 96w 24d 42h 118w 24d 42h	\$9,535 \$11,449 \$13,186	
	*2 Power Outlet 1 USB-A Outlet 1 USB-C Outlet in apron rail *Finish: Metallic Silver	 PRB-TBL-7218-42-P-SS-P PRB-TBL-9618-42-P-SS-P PRB-TBL-11818-42-P-SS-P	72w 18d 42h 96w 18d 42h 118w 18d 42h	\$8,792 \$10,743 \$11,888	
	Rectangular Standing Height Table with stone top and side panels, stainless steel base, must be bolted down.	Stone with Stainless Steel Base PRB-TBL-7224-42-S-SS-P PRB-TBL-9624-42-S-SS-P PRB-TBL-11824-42-S-SS-P	72w 24d 42h 96w 24d 42h 118w 24d 42h	\$11,731 \$14,411 \$16,478	
	*2 Power Outlet 1 USB-A Outlet 1 USB-C Outlet in apron rail *Finish: Metallic Silver	 PRB-TBL-7218-42-S-SS-P PRB-TBL-9618-42-S-SS-P PRB-TBL-11818-42-S-SS-P	72w 18d 42h 96w 18d 42h 118w 18d 42h	\$10,123 \$12,578 \$14,212	
		Single Faced Rectangular Standing Height Table with 3mm PVC edgeband and plastic laminate inset top and side panels, stainless steel base, must be bolted down.	Plastic Laminate with Stainless Steel Base PRB-TBL-7224-42-P-SS-SFP PRB-TBL-9624-42-P-SS-SFP PRB-TBL-11824-42-P-SS-SFP	72w 24d 42h 96w 24d 42h 118w 24d 42h	\$9,245 \$10,076 \$12,246
		*2 Power Outlet 1 USB-A Outlet 1 USB-C Outlet in apron rail *Finish: Metallic Silver	 PRB-TBL-7218-42-P-SS-SFP PRB-TBL-9618-42-P-SS-SFP PRB-TBL-11818-42-P-SS-SFP	72w 18d 42h 96w 18d 42h 118w 18d 42h	\$8,502 \$9,369 \$10,948
Single Faced Rectangular Standing Height Table with stone top and side panels, steel base, must be bolted down.		Stone with Stainless Steel Base PRB-TBL-7224-42-S-SS-SFP PRB-TBL-9624-42-S-SS-SFP PRB-TBL-11824-42-S-SS-SFP	72w 24d 42h 96w 24d 42h 118w 24d 42h	\$11,441 \$13,038 \$15,538	
*2 Power Outlet 1 USB-A Outlet 1 USB-C Outlet in apron rail *Finish: Metallic Silver		 PRB-TBL-7218-42-S-SS-SFP PRB-TBL-9618-42-S-SS-SFP PRB-TBL-11818-42-S-SS-SFP	72w 18d 42h 96w 18d 42h 118w 18d 42h	\$9,833 \$11,204 \$13,272	
		Rectangular Standing Height Table with 3mm PVC edgeband and plastic laminate inset top and side panels, stainless steel base, must be bolted down. 3Form Divider Panel	Plastic Laminate with Stainless Steel Base PRB-TBL-9624-42-P-SS-SF3P PRB-TBL-11824-42-P-SS-SF3P	96w 24d 42h 118w 24d 42h	\$14,523 \$18,171
		*2 Power Outlet 1 USB-A Outlet 1 USB-C Outlet in apron rail *Finish: Metallic Silver	 PRB-TBL-9618-42-P-SS-SF3P PRB-TBL-11818-42-P-SS-SF3P	96w 18d 42h 118w 18d 42h	\$13,817 \$16,873
	Rectangular Standing Height Table with stone top and side panels, stainless steel base, must be bolted down. 3Form Divider Panel	Stone with Stainless Steel Base PRB-TBL-9624-42-S-SS-SF3P PRB-TBL-11824-42-S-SS-SF3P	96w 24d 42h 118w 24d 42h	\$17,485 \$21,463	
	*2 Power Outlet 1 USB-A Outlet 1 USB-C Outlet in apron rail *Finish: Metallic Silver	 PRB-TBL-9618-42-S-SS-SF3P PRB-TBL-11818-42-S-SS-SF3P	96w 18d 42h 118w 18d 42h	\$15,651 \$19,196	
		ELECTRICAL NOTES: Standard power connection to the floor is 110v plug Access Panel on both legs			
		Standard Laminates include: Wilsonart: Series 60 finish laminates Formica: Series 58 finish laminates All other laminate series may be subject to up charge.			
	Standard Stone include: Silestone Group 2 Note: Stainless Steel is standard base finish. Custom Powdercoat Finish available upon request. Skinny Bar must be bolted - hardware included				

TABLES	DESCRIPTION	ITEM NO	SIZE	STANDARD LIST		
	Rectangular Standing Height Table with 3mm PVC edgeband and plastic laminate inset top and side panels, powder coat base, must be bolted down.	Plastic Laminate with Powder Coat Base PRB-TBL-7224-42-P-PC-P PRB-TBL-9624-42-P-PC-P PRB-TBL-11824-42-P-PC-P	72w 24d 42h 96w 24d 42h 118w 24d 42h	\$8,421 \$10,166 \$11,742		
	*2 Power Outlet 1 USB-A Outlet 1 USB-C Outlet in apron rail *Finish: Metallic Silver	 PRB-TBL-7218-42-P-PC-P PRB-TBL-9618-42-P-PC-P PRB-TBL-11818-42-P-PC-P	72w 18d 42h 96w 18d 42h 118w 18d 42h	\$7,842 \$9,394 \$10,732		
	Rectangular Standing Height Table with stone top and side panels, powder coat base, must be bolted down.	Stone with Powder Coat Base PRB-TBL-7224-42-S-PC-P PRB-TBL-9624-42-S-PC-P PRB-TBL-11824-42-S-PC-P	72w 24d 42h 96w 24d 42h 118w 24d 42h	\$12,248 \$14,927 \$16,994		
	*2 Power Outlet 1 USB-A Outlet 1 USB-C Outlet in apron rail *Finish: Metallic Silver	 PRB-TBL-7218-42-S-PC-P PRB-TBL-9618-42-S-PC-P PRB-TBL-11818-42-S-PC-P	72w 18d 42h 96w 18d 42h 118w 18d 42h	\$10,635 \$13,090 \$14,724		
		Single Faced Rectangular Standing Height Table with 3mm PVC edgeband and plastic laminate inset top and side panels, powder coat base, must be bolted down.	Plastic Laminate with Powder Coat Base PRB-TBL-7224-42-P-PC-SFP PRB-TBL-9624-42-P-PC-SFP PRB-TBL-11824-42-P-PC-SFP	72w 24d 42h 96w 24d 42h 118w 24d 42h	\$8,126 \$8,783 \$10,789	
		*2 Power Outlet 1 USB-A Outlet 1 USB-C Outlet in apron rail *Finish: Metallic Silver	 PRB-TBL-7218-42-P-PC-SFP PRB-TBL-9618-42-P-PC-SFP PRB-TBL-11818-42-P-PC-SFP	72w 18d 42h 96w 18d 42h 118w 18d 42h	\$7,547 \$8,008 \$9,778	
		Single Faced Rectangular Standing Height Table with stone top and side panels, powder coat base, must be bolted down.	Stone with Powder Coat Base PRB-TBL-7224-42-S-PC-SFP PRB-TBL-9624-42-S-PC-SFP PRB-TBL-11824-42-S-PC-SFP	72w 24d 42h 96w 24d 42h 118w 24d 42h	\$11,953 \$13,545 \$16,041	
		*2 Power Outlet 1 USB-A Outlet 1 USB-C Outlet in apron rail *Finish: Metallic Silver	 PRB-TBL-7218-42-S-PC-SFP PRB-TBL-9618-42-S-PC-SFP PRB-TBL-11818-42-S-PC-SFP	72w 18d 42h 96w 18d 42h 118w 18d 42h	\$10,341 \$11,707 \$13,771	
			Rectangular Standing Height Table with 3mm PVC edgeband and plastic laminate inset top and side panels, powder coat base, must be bolted down. 3Form Divider Panel	Plastic Laminate with Powder Coat Base PRB-TBL-9624-42-P-PC-SF3P PRB-TBL-11824-42-P-PC-SF3P	96w 24d 42h 118w 24d 42h	\$13,240 \$16,727
			*2 Power Outlet 1 USB-A Outlet 1 USB-C Outlet in apron rail *Finish: Metallic Silver	 PRB-TBL-9618-42-P-PC-SF3P PRB-TBL-11818-42-P-PC-SF3P	96w 18d 42h 118w 18d 42h	\$12,756 \$15,716
			Rectangular Standing Height Table with stone top and side panels, powder coat base, must be bolted down. 3Form Divider Panel	Stone with Powder Coat Base PRB-TBL-9624-42-S-PC-SF3P PRB-TBL-11824-42-S-PC-SF3P	96w 24d 42h 118w 24d 42h	\$18,001 \$21,979
			*2 Power Outlet 1 USB-A Outlet 1 USB-C Outlet in apron rail *Finish: Metallic Silver	 PRB-TBL-9618-42-S-PC-SF3P PRB-TBL-11818-42-S-PC-SF3P	96w 18d 42h 118w 18d 42h	\$16,164 \$19,709
ELECTRICAL NOTES: Standard power connection to the floor is 110v plug Access Panel on both legs Standard Laminates include: Wilsonart: Series 60 finish laminates Formica: Series 58 finish laminates All other laminate series may be subject to up charge. Standard Stone include: Silestone Group 2 Note: Stainless Steel is standard base finish. Custom Powdercoat Finish available upon request. Skinny Bar must be bolted - hardware included						
 						

TABLES	DESCRIPTION	ITEM NO	SIZE	STANDARD LIST	
	Rectangular Seated Height Table with 3mm PVC edgeband and plastic laminate inset top and side panels, stainless steel base. *2 Power Outlet 1 USB-A Outlet 1 USB-C Outlet in apron rail *Finish: Metallic Silver	Plastic Laminate with Stainless Steel Base			
		PRB-TBL-7236-30-PLM-SSB	72w 36d 30h	\$11,537	
		PRB-TBL-9636-30-PLM-SSB	96w 36d 30h	\$12,310	
		Rectangular Seated Height Table with stone top and side panels, stainless steel base. *2 Power Outlet 1 USB-A Outlet 1 USB-C Outlet in apron rail *Finish: Metallic Silver	Stone with Stainless Steel Base		
			PRB-TBL-7248-30-PLM-SSB	72w 48d 30h	\$12,606
			PRB-TBL-9648-30-PLM-SSB	96w 48d 30h	\$13,481
		Rectangular Seated Height Table with stone top and side panels, stainless steel base. *2 Power Outlet 1 USB-A Outlet 1 USB-C Outlet in apron rail *Finish: Metallic Silver	Stone with Stainless Steel Base		
			PRB-TBL-11836-30-PLM-SSB	118w 36d 30h	\$13,954
			PRB-TBL-11842-30-PLM-SSB	118w 42d 30h	\$14,183
		Rectangular Seated Height Table with 3mm PVC edgeband and plastic laminate inset top and side panels with powder coat base. *2 Power Outlet 1 USB-A Outlet 1 USB-C Outlet in apron rail *Finish: Metallic Silver	Plastic Laminate with Powder Coat Base		
			PRB-TBL-7242-30-PLM-PCB	72w 42d 30h	\$10,642
			PRB-TBL-9642-30-PLM-PCB	96w 42d 30h	\$11,199
		Rectangular Seated Height Table with stone top and side panels and powder coat base. *2 Power Outlet 1 USB-A Outlet 1 USB-C Outlet in apron rail *Finish: Metallic Silver	Stone with Powder Coat Base		
			PRB-TBL-11842-30-PLM-PCB	118w 42d 30h	\$12,695
			PRB-TBL-7248-30-PLM-PCB	72w 48d 30h	\$11,042
		Rectangular Seated Height Table with stone top and side panels and powder coat base. *2 Power Outlet 1 USB-A Outlet 1 USB-C Outlet in apron rail *Finish: Metallic Silver	Stone with Powder Coat Base		
			PRB-TBL-9648-30-PLM-PCB	96w 48d 30h	\$11,727
			PRB-TBL-11848-30-PLM-PCB	118w 48d 30h	\$13,335
		Rectangular Seated Height Table with stone top and side panels and powder coat base. *2 Power Outlet 1 USB-A Outlet 1 USB-C Outlet in apron rail *Finish: Metallic Silver	Stone with Powder Coat Base		
			PRB-TBL-7236-30-STN-PCB	72w 36d 30h	\$17,552
			PRB-TBL-9636-30-STN-PCB	96w 36d 30h	\$19,407
	Rectangular Seated Height Table with stone top and side panels and powder coat base. *2 Power Outlet 1 USB-A Outlet 1 USB-C Outlet in apron rail *Finish: Metallic Silver	Stone with Powder Coat Base			
		PRB-TBL-11836-30-STN-PCB	118w 36d 30h	\$21,103	
		PRB-TBL-7242-30-STN-PCB	72w 42d 30h	\$18,605	
	Rectangular Seated Height Table with stone top and side panels and powder coat base. *2 Power Outlet 1 USB-A Outlet 1 USB-C Outlet in apron rail *Finish: Metallic Silver	Stone with Powder Coat Base			
		PRB-TBL-9642-30-STN-PCB	96w 42d 30h	\$20,245	
		PRB-TBL-11842-30-STN-PCB	118w 42d 30h	\$21,954	
	Rectangular Seated Height Table with stone top and side panels and powder coat base. *2 Power Outlet 1 USB-A Outlet 1 USB-C Outlet in apron rail *Finish: Metallic Silver	Stone with Powder Coat Base			
		PRB-TBL-7248-30-STN-PCB	72w 48d 30h	\$19,761	
		PRB-TBL-9648-30-STN-PCB	96w 48d 30h	\$22,073	
	Rectangular Seated Height Table with stone top and side panels and powder coat base. *2 Power Outlet 1 USB-A Outlet 1 USB-C Outlet in apron rail *Finish: Metallic Silver	Stone with Powder Coat Base			
		PRB-TBL-11848-30-STN-PCB	118w 48d 30h	\$24,206	







ELECTRICAL NOTES:

Standard power connection to the floor is hardwired. 110v plug is optional.
 4-Trac is a hardwire connection which requires an electrician to wire to a junction box
 Access Panel on both legs

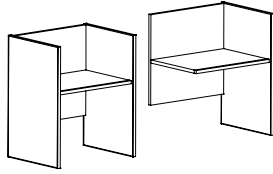
Standard Laminates include:
 Wilsonart: Series 60 finish laminates
 Formica: Series 58 finish laminates
 All other laminate series may be subject to up charge.

Standard Stone include:
 Silestone Group 2
 Note: Stainless Steel is standard base finish. Custom Powdercoat Finish available upon request.



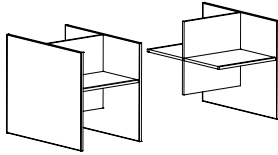
TABLES	DESCRIPTION	ITEM NO	SIZE	STANDARD LIST	
	Rectangular Seated Height Table with 3mm PVC edgeband and plastic laminate inset top and side panels, stainless steel base. *2 Power Outlet 1 USB-A Outlet 1 USB-C Outlet in apron rail *Finish: Metallic Silver	Plastic Laminate with Stainless Steel Base			
		PRB-TBL-7236-30-PLM-SSB-P	72w 36d 30h	\$11,400	
		PRB-TBL-9636-30-PLM-SSB-P	96w 36d 30h	\$12,060	
			PRB-TBL-11836-30-PLM-SSB-P	118w 36d 30h	\$14,412
			PRB-TBL-7242-30-PLM-SSB-P	72w 42d 30h	\$11,872
			PRB-TBL-9642-30-PLM-SSB-P	96w 42d 30h	\$12,314
			PRB-TBL-11842-30-PLM-SSB-P	118w 42d 30h	\$14,670
			PRB-TBL-7248-30-PLM-SSB-P	72w 48d 30h	\$12,469
			PRB-TBL-9648-30-PLM-SSB-P	96w 48d 30h	\$13,230
			PRB-TBL-11848-30-PLM-SSB-P	118w 48d 30h	\$15,678
		Rectangular Seated Height Table with stone top and side panels, stainless steel base. *2 Power Outlet 1 USB-A Outlet 1 USB-C Outlet in apron rail *Finish: Metallic Silver	Stone with Stainless Steel Base		
			PRB-TBL-7236-30-STN-SSB-P	72w 36d 30h	\$16,614
PRB-TBL-9636-30-STN-SSB-P			96w 36d 30h	\$18,355	
			PRB-TBL-11836-30-STN-SSB-P	118w 36d 30h	\$20,789
			PRB-TBL-7242-30-STN-SSB-P	72w 42d 30h	\$17,675
			PRB-TBL-9642-30-STN-SSB-P	96w 42d 30h	\$18,417
			PRB-TBL-11842-30-STN-SSB-P	118w 42d 30h	\$21,648
			PRB-TBL-7248-30-STN-SSB-P	72w 48d 30h	\$18,814
			PRB-TBL-9648-30-STN-SSB-P	96w 48d 30h	\$21,012
			PRB-TBL-11848-30-STN-SSB-P	118w 48d 30h	\$23,883
		Rectangular Seated Height Table with 3mm PVC edgeband and plastic laminate inset top and side panels with powder coat base. *2 Power Outlet 1 USB-A Outlet 1 USB-C Outlet in apron rail *Finish: Metallic Silver	Plastic Laminate with Powder Coat Base		
			PRB-TBL-7236-30-PLM-PCB-P	72w 36d 30h	\$10,246
	PRB-TBL-9636-30-PLM-PCB-P		96w 36d 30h	\$10,778	
			PRB-TBL-11836-30-PLM-PCB-P	118w 36d 30h	\$13,007
			PRB-TBL-7242-30-PLM-PCB-P	72w 42d 30h	\$10,505
			PRB-TBL-9642-30-PLM-PCB-P	96w 42d 30h	\$10,948
			PRB-TBL-11842-30-PLM-PCB-P	118w 42d 30h	\$13,191
			PRB-TBL-7248-30-PLM-PCB-P	72w 48d 30h	\$10,905
			PRB-TBL-9648-30-PLM-PCB-P	96w 48d 30h	\$11,477
			PRB-TBL-11848-30-PLM-PCB-P	118w 48d 30h	\$13,598
		Rectangular Seated Height Table with stone top and side panels and powder coat base. *2 Power Outlet 1 USB-A Outlet 1 USB-C Outlet in apron rail *Finish: Metallic Silver	Stone with Powder Coat Base		
			PRB-TBL-7236-30-STN-PCB-P	72w 36d 30h	\$17,416
PRB-TBL-9636-30-STN-PCB-P			96w 36d 30h	\$19,157	
			PRB-TBL-11836-30-STN-PCB-P	118w 36d 30h	\$21,590
			PRB-TBL-7242-30-STN-PCB-P	72w 42d 30h	\$18,468
			PRB-TBL-9642-30-STN-PCB-P	96w 42d 30h	\$19,994
			PRB-TBL-11842-30-STN-PCB-P	118w 42d 30h	\$22,441
			PRB-TBL-7248-30-STN-PCB-P	72w 48d 30h	\$19,625
			PRB-TBL-9648-30-STN-PCB-P	96w 48d 30h	\$21,823
			PRB-TBL-11848-30-STN-PCB-P	118w 48d 30h	\$24,694
		ELECTRICAL NOTES: Standard power connection to the floor is 110v plug. Access Panel on both legs			
		Standard Laminates include: Wilsonart: Series 60 finish laminates Formica: Series 58 finish laminates All other laminate series may be subject to up charge.			
	Standard Stone include: Silestone Group 2 Note: Stainless Steel is standard base finish. Custom Powdercoat Finish available upon request.				

PANEL CARRELS



DESCRIPTION
Single Faced, One Person Study Carrel
with plastic laminate top.

ITEM NO	SIZE	STANDARD LIST
Red Oak		
Starter PRM-CRL-STR-3630-48-RO	36w 31d 48h	\$7,158
Adder PRM-CRL-ADR-3530-48-RO	35w 31d 48h	\$6,478
Starter PRM-CRL-STR-4230-48-RO	42w 31d 48h	\$7,277
Adder PRM-CRL-ADR-4130-48-RO	41w 31d 48h	\$6,545
Starter PRM-CRL-STR-4830-48-RO	48w 31d 48h	\$7,353
Adder PRM-CRL-ADR-4730-48-RO	47w 31d 48h	\$6,621
Cherry		
Starter PRM-CRL-STR-3630-48-C	36w 31d 48h	\$7,581
Adder PRM-CRL-ADR-3530-48-C	35w 31d 48h	\$6,901
Starter PRM-CRL-STR-4230-48-C	42w 31d 48h	\$7,647
Adder PRM-CRL-ADR-4130-48-C	41w 31d 48h	\$6,977
Starter PRM-CRL-STR-4830-48-C	48w 31d 48h	\$7,723
Adder PRM-CRL-ADR-4730-48-C	47w 31d 48h	\$7,053
Maple		
Starter PRM-CRL-STR-3630-48-M	36w 31d 48h	\$7,386
Adder PRM-CRL-ADR-3530-48-M	35w 31d 48h	\$6,678
Starter PRM-CRL-STR-4230-48-M	42w 31d 48h	\$7,424
Adder PRM-CRL-ADR-4130-48-M	41w 31d 48h	\$6,778
Starter PRM-CRL-STR-4830-48-M	48w 31d 48h	\$7,500
Adder PRM-CRL-ADR-4730-48-M	47w 31d 48h	\$6,849

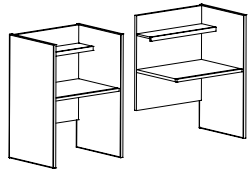


DESCRIPTION
Double Faced, Two Person Study Carrel
with plastic laminate top.

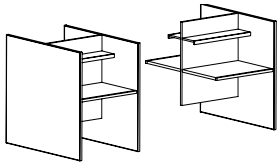
Red Oak		
Starter PRM-CRL-STR-3660-48-RO	36w 60d 48h	\$11,155
Adder PRM-CRL-ADR-3560-48-RO	35w 60d 48h	\$9,777
Starter PRM-CRL-STR-4260-48-RO	42w 60d 48h	\$11,240
Adder PRM-CRL-ADR-4160-48-RO	41w 60d 48h	\$9,853
Starter PRM-CRL-STR-4860-48-RO	48w 60d 48h	\$11,312
Adder PRM-CRL-ADR-4760-48-RO	47w 60d 48h	\$9,924
Cherry		
Starter PRM-CRL-STR-3660-48-C	36w 60d 48h	\$11,692
Adder PRM-CRL-ADR-3560-48-C	35w 60d 48h	\$10,147
Starter PRM-CRL-STR-4260-48-C	42w 60d 48h	\$11,768
Adder PRM-CRL-ADR-4160-48-C	41w 60d 48h	\$10,238
Starter PRM-CRL-STR-4860-48-C	48w 60d 48h	\$11,844
Adder PRM-CRL-ADR-4760-48-C	47w 60d 48h	\$10,314
Maple		
Starter PRM-CRL-STR-3660-48-M	36w 60d 48h	\$11,217
Adder PRM-CRL-ADR-3560-48-M	35w 60d 48h	\$9,853
Starter PRM-CRL-STR-4260-48-M	42w 60d 48h	\$11,297
Adder PRM-CRL-ADR-4160-48-M	41w 60d 48h	\$9,933
Starter PRM-CRL-STR-4860-48-M	48w 60d 48h	\$11,374
Adder PRM-CRL-ADR-4760-48-M	47w 60d 48h	\$10,009

Plastic laminate or Marmoleum® top standard, veneer top add 10%
Electrical, wire management and accessories available, see electrical section for options
Custom modifications, youth and standing heights available upon request.

PANEL CARRELS



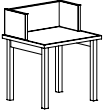
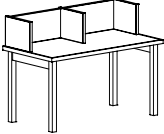
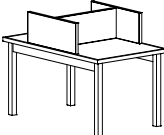
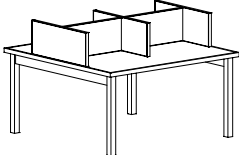
DESCRIPTION	ITEM NO	SIZE	STANDARD LIST
Single Faced, One Person Study Carrel with plastic laminate top featuring overhead shelf.	Red Oak		
	Starter PRM-CRL-STR-3630-54-RO	36w 31d 54h	\$9,035
	Adder PRM-CRL-ADR-3530-54-RO	35w 31d 54h	\$7,552
	Starter PRM-CRL-STR-4230-54-RO	42w 31d 54h	\$9,121
	Adder PRM-CRL-ADR-4130-54-RO	41w 31d 54h	\$7,619
	Starter PRM-CRL-STR-4830-54-RO	48w 31d 54h	\$7,719
	Adder PRM-CRL-ADR-4730-54-RO	47w 31d 54h	\$7,700
	Cherry		
	Starter PRM-CRL-STR-3630-54-C	36w 31d 54h	\$9,425
	Adder PRM-CRL-ADR-3530-54-C	35w 31d 54h	\$7,790
	Starter PRM-CRL-STR-4230-54-C	42w 31d 54h	\$9,501
	Adder PRM-CRL-ADR-4130-54-C	41w 31d 54h	\$7,894
	Starter PRM-CRL-STR-4830-54-C	48w 31d 54h	\$9,572
	Adder PRM-CRL-ADR-4730-54-C	47w 31d 54h	\$7,985
	Maple		
	Starter PRM-CRL-STR-3630-54-M	36w 31d 54h	\$9,068
	Adder PRM-CRL-ADR-3530-54-M	35w 31d 54h	\$7,552
	Starter PRM-CRL-STR-4230-54-M	42w 31d 54h	\$9,140
Adder PRM-CRL-ADR-4130-54-M	41w 31d 54h	\$7,647	
Starter PRM-CRL-STR-4830-54-M	48w 31d 54h	\$9,225	
Adder PRM-CRL-ADR-4730-54-M	47w 31d 54h	\$7,747	



Double Faced, Two Person Study Carrel with plastic laminate top featuring overhead shelf.	Red Oak		
	Starter PRM-CRL-STR-3660-54-RO	36w 60d 54h	\$12,823
	Adder PRM-CRL-ADR-3560-54-RO	35w 60d 54h	\$10,632
	Starter PRM-CRL-STR-4260-54-RO	42w 60d 54h	\$12,966
	Adder PRM-CRL-ADR-4160-54-RO	41w 60d 54h	\$10,756
	Starter PRM-CRL-STR-4860-54-RO	48w 60d 54h	\$13,075
	Adder PRM-CRL-ADR-4760-54-RO	47w 60d 54h	\$10,874
	Cherry		
	Starter PRM-CRL-STR-3660-54-C	36w 60d 54h	\$13,655
	Adder PRM-CRL-ADR-3560-54-C	35w 60d 54h	\$11,098
	Starter PRM-CRL-STR-4260-54-C	42w 60d 54h	\$13,807
	Adder PRM-CRL-ADR-4160-54-C	41w 60d 54h	\$11,245
	Starter PRM-CRL-STR-4860-54-C	48w 60d 54h	\$13,954
	Adder PRM-CRL-ADR-4760-54-C	47w 60d 54h	\$11,397
	Maple		
	Starter PRM-CRL-STR-3660-54-M	36w 60d 54h	\$12,837
	Adder PRM-CRL-ADR-3560-54-M	35w 60d 54h	\$10,746
	Starter PRM-CRL-STR-4260-54-M	42w 60d 54h	\$12,970
	Adder PRM-CRL-ADR-4160-54-M	41w 60d 54h	\$10,879
	Starter PRM-CRL-STR-4860-54-M	48w 60d 54h	\$13,104
	Adder PRM-CRL-ADR-4760-54-M	47w 60d 54h	\$11,017

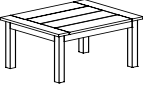
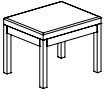
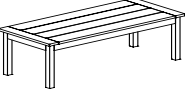
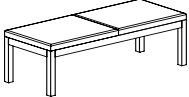
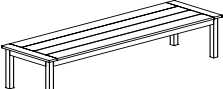
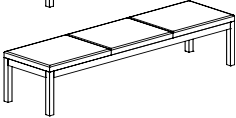
Plastic laminate or Marmoleum® top standard, veneer top add 10%
 Electrical, wire management and accessories available, see electrical section for options
 Custom modifications, youth and standing heights available upon request.

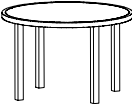
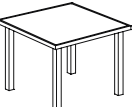
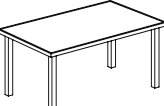
TABLE CARRELS

	DESCRIPTION	ITEM NO	SIZE	STANDARD LIST	
	One Person Table Carrel with Marmoleum or plastic laminate top, wood edge, surround.	Red Oak			
		PRM-TBL-CRL-3632-42-RO	36w 32d 42h	\$7,405	
		PRM-TBL-CRL-4232-42-RO	42w 32d 42h	\$7,509	
		PRM-TBL-CRL-4832-42-RO	48w 32d 42h	\$7,647	
		Cherry			
		PRM-TBL-CRL-3632-42-C	36w 32d 42h	\$7,723	
		PRM-TBL-CRL-4232-42-C	42w 32d 42h	\$7,837	
		PRM-TBL-CRL-4832-42-C	48w 32d 42h	\$7,956	
		Maple			
PRM-TBL-CRL-3632-42-M	36w 32d 42h	\$7,619			
PRM-TBL-CRL-4232-42-M	42w 32d 42h	\$7,723			
PRM-TBL-CRL-4832-42-M	48w 32d 42h	\$7,837			
	Two Person, Single Faced Table Carrel Marmoleum or plastic laminate top, wood edge, surround.	Red Oak			
		PRM-TBL-CRL-7232-42-RO	72w 32d 42h	\$9,800	
		PRM-TBL-CRL-8432-42-RO	84w 32d 42h	\$9,886	
		PRM-TBL-CRL-9632-42-RO	96w 32d 42h	\$10,114	
		Cherry			
		PRM-TBL-CRL-7232-42-C	72w 32d 42h	\$10,028	
		PRM-TBL-CRL-8432-42-C	84w 32d 42h	\$10,238	
		PRM-TBL-CRL-9632-42-C	96w 32d 42h	\$10,418	
		Maple			
PRM-TBL-CRL-7232-42-M	72w 32d 42h	\$9,962			
PRM-TBL-CRL-8432-42-M	84w 32d 42h	\$9,962			
PRM-TBL-CRL-9632-42-M	96w 32d 42h	\$10,261			
	Two Person, Double Faced Table Carrel Marmoleum or plastic laminate top, wood edge, surround.	Red Oak			
		PRM-TBL-CRL-3660-42-RO	36w 60d 42h	\$9,553	
		PRM-TBL-CRL-4260-42-RO	42w 60d 42h	\$10,128	
		PRM-TBL-CRL-4860-42-RO	48w 60d 42h	\$10,409	
		Cherry			
		PRM-TBL-CRL-3660-42-C	36w 60d 42h	\$10,337	
		PRM-TBL-CRL-4260-42-C	42w 60d 42h	\$11,245	
		PRM-TBL-CRL-4860-42-C	48w 60d 42h	\$11,454	
		Maple			
PRM-TBL-CRL-3660-42-M	36w 60d 42h	\$10,114			
PRM-TBL-CRL-4260-42-M	42w 60d 42h	\$10,822			
PRM-TBL-CRL-4860-42-M	48w 60d 42h	\$10,893			
	Four Person, Double Faced Table Carrel Marmoleum or plastic laminate top, wood edge, surround.	Red Oak			
		PRM-TBL-CRL-7260-42-RO	72w 60d 42h	\$11,297	
		PRM-TBL-CRL-8460-42-RO	84w 60d 42h	\$11,416	
		PRM-TBL-CRL-9660-42-RO	96w 60d 42h	\$11,606	
		Cherry			
		PRM-TBL-CRL-7260-42-C	72w 60d 42h	\$11,920	
		PRM-TBL-CRL-8460-42-C	84w 60d 42h	\$12,072	
		PRM-TBL-CRL-9660-42-C	96w 60d 42h	\$12,239	
		Maple			
PRM-TBL-CRL-7260-42-M	72w 60d 42h	\$11,587			
PRM-TBL-CRL-8460-42-M	84w 60d 42h	\$11,725			
PRM-TBL-CRL-9660-42-M	96w 60d 42h	\$11,887			
Plastic laminate or Marmoleum® top standard, veneer top add 10% Electrical, wire management and accessories available, see electrical section for options Custom modifications, youth and standing heights available upon request.					

AGATI

PRIMARY COLLECTIONS--SEATING

PRIMARY	DESCRIPTION	ITEM NO	SIZE	STANDARD LIST
	Single Seat Bench, wood seat Standard Wood is Maple Beech Cherry and Oak Upon Request	PRM-STG-1520-24	24w 22d 19sh	\$1,851
	Single Seat Bench, upholstered seat Standard Wood is Maple Beech Cherry and Oak Upon Request	PRM-STG-1522-24	24w 22d 19sh	\$1,709
COM requirement: 1 yard of 54" wide plain fabric. COL requirement: 18 sq. ft.				
	Double Seat Bench, wood seat Standard Wood is Maple Beech Cherry and Oak Upon Request	PRM-STG-1520-48	48w 22d 19sh	\$2,890
	Double Seat Bench, upholstered seat Standard Wood is Maple Beech Cherry and Oak Upon Request	PRM-STG-1522-48	48w 22d 19sh	\$2,595
COM requirement: 1.75 yards of 54" wide plain fabric. COL requirement: 31.5 sq. ft.				
	Triple Seat Bench, wood seat Standard Wood is Maple Beech Cherry and Oak Upon Request	PRM-STG-1520-72	72w 22d 19sh	\$4,009
	Triple Seat Bench, upholstered seat Standard Wood is Maple Beech Cherry and Oak Upon Request	PRM-STG-1522-72	72w 22d 19sh	\$3,481
COM requirement: 2.25 yards of 54" wide plain fabric. COL requirement: 40.5 sq. ft.				
CUSTOM OPTIONS:		ITEM NO	STANDARD LIST	
Cal 133 Fire Barrier		OPT-UPH-133		\$171
COL		OPT-UPH-L	Add 20%	
Custom wood finishes and modifications upon request.				

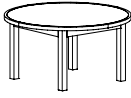
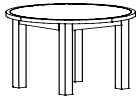
TABLES	DESCRIPTION	ITEM NO	SIZE	STANDARD LIST	
	Round Table with Marmoleum or plastic laminate top, wood edge and wooden legs. Note: Table is not ADA compliant.	Red Oak			
		PRM-TBL-42-29-RO	42 Dia. 29h	\$6,259	
		PRM-TBL-48-29-RO	48 Dia. 29h	\$6,711	
		PRM-TBL-54-29-RO	54 Dia. 29h	\$8,655	
		PRM-TBL-60-29-RO	60 Dia. 29h	\$8,731	
		Youth Height			
		PRM-TBL-42-27-RO	42 Dia. 27h	\$6,611	
		PRM-TBL-48-27-RO	48 Dia. 27h	\$7,086	
		Adult Height	Cherry		
		PRM-TBL-42-29-C	42 Dia. 29h	\$6,426	
		PRM-TBL-48-29-C	48 Dia. 29h	\$6,901	
		PRM-TBL-54-29-C	54 Dia. 29h	\$8,878	
		PRM-TBL-60-29-C	60 Dia. 29h	\$9,163	
		Youth Height			
		PRM-TBL-42-27-C	42 Dia. 27h	\$6,788	
		PRM-TBL-48-27-C	48 Dia. 27h	\$7,289	
		Adult Height	Maple		
		PRM-TBL-42-29-M	42 Dia. 29h	\$6,321	
		PRM-TBL-48-29-M	48 Dia. 29h	\$6,792	
		PRM-TBL-54-29-M	54 Dia. 29h	\$8,802	
		PRM-TBL-60-29-M	60 Dia. 29h	\$8,802	
Youth Height					
PRM-TBL-42-27-M	42 Dia. 27h	\$6,676			
PRM-TBL-48-27-M	48 Dia. 27h	\$7,172			
	Square Table with Marmoleum or plastic laminate top, wood edge and wooden legs. Note: Table is not ADA compliant.	Red Oak			
		PRM-TBL-3636-29-RO	36w 36d 29h	\$5,722	
		PRM-TBL-4242-29-RO	42w 42d 29h	\$5,955	
		PRM-TBL-4848-29-RO	48w 48d 29h	\$6,126	
		Cherry			
		PRM-TBL-3636-29-C	36w 36d 29h	\$5,860	
		PRM-TBL-4242-29-C	42w 42d 29h	\$6,084	
		PRM-TBL-4848-29-C	48w 48d 29h	\$6,269	
		Maple			
		PRM-TBL-3636-29-M	36w 36d 29h	\$5,746	
		PRM-TBL-4242-29-M	42w 42d 29h	\$5,955	
		PRM-TBL-4848-29-M	48w 48d 29h	\$6,136	
	Rectangular Table with Marmoleum or plastic laminate top, wood edge and wooden legs.	Red Oak			
		PRM-TBL-6036-29-RO	60w 36d 29h	\$6,088	
		PRM-TBL-7236-29-RO	72w 36d 29h	\$6,911	
		PRM-TBL-6048-29-RO	60w 48d 29h	\$7,253	
		PRM-TBL-7248-29-RO	72w 48d 29h	\$7,643	
		PRM-TBL-8448-29-RO	84w 48d 29h	\$8,313	
		PRM-TBL-9648-29-RO	96w 48d 29h	\$9,121	
		Cherry			
		PRM-TBL-6036-29-C	60w 36d 29h	\$6,207	
		PRM-TBL-7236-29-C	72w 36d 29h	\$7,058	
		PRM-TBL-6048-29-C	60w 48d 29h	\$7,386	
		PRM-TBL-7248-29-C	72w 48d 29h	\$7,790	
		PRM-TBL-8448-29-C	84w 48d 29h	\$8,807	
		PRM-TBL-9648-29-C	96w 48d 29h	\$9,672	
		Maple			
		PRM-TBL-6036-29-M	60w 36d 29h	\$6,112	
		PRM-TBL-7236-29-M	72w 36d 29h	\$6,953	
		PRM-TBL-6048-29-M	60w 48d 29h	\$7,291	
		PRM-TBL-7248-29-M	72w 48d 29h	\$7,685	
		PRM-TBL-8448-29-M	84w 48d 29h	\$8,560	
		PRM-TBL-9648-29-M	96w 48d 29h	\$9,396	
Plastic laminate or Marmoleum® top standard, veneer top add 10% Electrical, wire management and accessories available, see electrical section for options Custom modifications, youth and standing heights available upon request.					

AGATI

PRIMARY COLLECTION--TABLES

OCCASIONAL TABLES

DESCRIPTION ITEM NO SIZE STANDARD LIST



Round Occasional Table

Red Oak

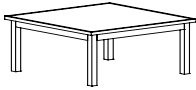
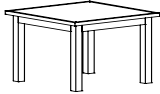
PRM-TBL-OCC-24-18-RO	24 Dia. 18h	\$3,549
PRM-TBL-OCC-30-18-RO	30 Dia. 18h	\$4,162
PRM-TBL-OCC-36-18-RO	36 Dia. 18h	\$4,929
PRM-TBL-OCC-24-21-RO	24 Dia. 21h	\$3,731
PRM-TBL-OCC-30-21-RO	30 Dia. 21h	\$4,367
PRM-TBL-OCC-36-21-RO	36 Dia. 21h	\$5,173

Cherry

PRM-TBL-OCC-24-18-C	24 Dia. 18h	\$3,685
PRM-TBL-OCC-30-18-C	30 Dia. 18h	\$4,327
PRM-TBL-OCC-36-18-C	36 Dia. 18h	\$5,151
PRM-TBL-OCC-24-21-C	24 Dia. 21h	\$3,879
PRM-TBL-OCC-30-21-C	30 Dia. 21h	\$4,549
PRM-TBL-OCC-36-21-C	36 Dia. 21h	\$5,400

Maple

PRM-TBL-OCC-24-18-M	24 Dia. 18h	\$3,680
PRM-TBL-OCC-30-18-M	30 Dia. 18h	\$4,327
PRM-TBL-OCC-36-18-M	36 Dia. 18h	\$5,117
PRM-TBL-OCC-24-21-M	24 Dia. 21h	\$3,867
PRM-TBL-OCC-30-21-M	30 Dia. 21h	\$4,549
PRM-TBL-OCC-36-21-M	36 Dia. 21h	\$5,372



Square Occasional Table

Red Oak

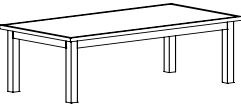
PRM-TBL-OCC-2424-18-RO	24w 24d 18h	\$2,584
PRM-TBL-OCC-3030-18-RO	30w 30d 18h	\$2,936
PRM-TBL-OCC-3636-18-RO	36w 36d 18h	\$3,453
PRM-TBL-OCC-2424-21-RO	24w 24d 21h	\$2,714
PRM-TBL-OCC-3030-21-RO	30w 30d 21h	\$3,089
PRM-TBL-OCC-3636-21-RO	36w 36d 21h	\$3,629

Cherry

PRM-TBL-OCC-2424-18-C	24w 24d 18h	\$2,726
PRM-TBL-OCC-3030-18-C	30w 30d 18h	\$3,078
PRM-TBL-OCC-3636-18-C	36w 36d 18h	\$3,640
PRM-TBL-OCC-2424-21-C	24w 24d 21h	\$2,851
PRM-TBL-OCC-3030-21-C	30w 30d 21h	\$3,237
PRM-TBL-OCC-3636-21-C	36w 36d 21h	\$3,822

Maple

PRM-TBL-OCC-2424-18-M	24w 24d 18h	\$3,680
PRM-TBL-OCC-3030-18-M	30w 30d 18h	\$3,101
PRM-TBL-OCC-3636-18-M	36w 36d 18h	\$3,646
PRM-TBL-OCC-2424-21-M	24w 24d 21h	\$2,868
PRM-TBL-OCC-3030-21-M	30w 30d 21h	\$3,248
PRM-TBL-OCC-3636-21-M	36w 36d 21h	\$3,822



Rectangular Occasional Table

Red Oak

PRM-TBL-OCC-3024-18-RO	30w 24d 18h	\$2,936
PRM-TBL-OCC-3624-18-RO	36w 24d 18h	\$3,101
PRM-TBL-OCC-4824-18-RO	48w 24d 18h	\$3,390
PRM-TBL-OCC-3024-21-RO	30w 24d 21h	\$3,089
PRM-TBL-OCC-3624-21-RO	36w 24d 21h	\$3,248
PRM-TBL-OCC-4824-21-RO	48w 24d 21h	\$3,561

Cherry

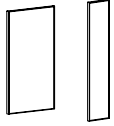
PRM-TBL-OCC-3024-18-C	30w 24d 18h	\$3,123
PRM-TBL-OCC-3624-18-C	36w 24d 18h	\$3,294
PRM-TBL-OCC-4824-18-C	48w 24d 18h	\$3,583
PRM-TBL-OCC-3024-21-C	30w 24d 21h	\$3,277
PRM-TBL-OCC-3624-21-C	36w 24d 21h	\$3,447
PRM-TBL-OCC-4824-21-C	48w 24d 21h	\$3,771

Maple

PRM-TBL-OCC-3024-18-M	30w 24d 18h	\$3,135
PRM-TBL-OCC-3624-18-M	36w 24d 18h	\$3,305
PRM-TBL-OCC-4824-18-M	48w 24d 18h	\$3,600
PRM-TBL-OCC-3024-21-M	30w 24d 21h	\$3,299
PRM-TBL-OCC-3624-21-M	36w 24d 21h	\$3,458
PRM-TBL-OCC-4824-21-M	48w 24d 21h	\$3,776

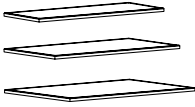
Veneer top standard, plastic laminate or Marmoleum® add 15%.
Custom modifications upon request.

END PANELS



DESCRIPTION	ITEM NO	SIZE	STANDARD LIST
Single Faced End Panel Up to 66" high (h) Up to 90" high (h)	Red Oak PRM-EP-SF-1266-RO PRM-EP-SF-1290-RO	12w 66h 1.25th 12w 90h 1.25th	\$2,230 \$2,255
Double Faced End Panel Up to 66" high (h) Up to 90" high (h)	PRM-EP-DF-2466-RO PRM-EP-DF-2490-RO	24w 66h 1.25th 24w 90h 1.25th	\$2,480 \$2,562
Single Faced End Panel Up to 66" high (h) Up to 90" high (h)	Cherry PRM-EP-SF-1266-C PRM-EP-SF-1290-C	12w 66h 1.25th 12w 90h 1.25th	\$2,325 \$2,363
Double Faced End Panel Up to 66" high (h) Up to 90" high (h)	PRM-EP-DF-2466-C PRM-EP-DF-2490-C	24w 66h 1.25th 24w 90h 1.25th	\$2,623 \$2,679
Single Faced End Panel Up to 66" high (h) Up to 90" high (h)	Maple PRM-EP-SF-1266-M PRM-EP-SF-1290-M	12w 66h 1.25th 12w 90h 1.25th	\$2,255 \$2,303
Double Faced End Panel Up to 66" high (h) Up to 90" high (h)	PRM-EP-DF-2466-M PRM-EP-DF-2490-M	24w 66h 1.25th 24w 90h 1.25th	\$2,523 \$2,601

TOP CAPS



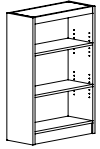
Single Faced Width Top Cap Priced per foot length (l)	Red Oak PRM-TC-SF-12xx-RO	12w xdl 1.25th	\$277 per linear foot
Double Faced Width Top Cap Priced per foot length (l)	PRM-TC-DF-24xx-RO	24w xdl 1.25th	\$354 per linear foot
File Cabinet Width Top Cap Priced per foot length (l)	PRM-TC-FC-36xx-RO	36w xdl 1.25th	\$488 per linear foot
Single Faced Width Top Cap Priced per foot length (l)	Cherry PRM-TC-SF-12xx-C	12w xdl 1.25th	\$294 per linear foot
Double Faced Width Top Cap Priced per foot length (l)	PRM-TC-DF-24xx-C	24w xdl 1.25th	\$372 per linear foot
File Cabinet Width Top Cap Priced per foot length (l)	PRM-TC-FC-36xx-C	36w xdl 1.25th	\$553 per linear foot
Single Faced Width Top Cap Priced per foot length (l)	Maple PRM-TC-SF-12xx-M	12w xdl 1.25th	\$285 per linear foot
Double Faced Width Top Cap Priced per foot length (l)	PRM-TC-DF-24xx-M	24w xdl 1.25th	\$363 per linear foot
File Cabinet Width Top Cap Priced per foot length (l)	PRM-TC-FC-36xx-M	36w xdl 1.25th	\$514 per linear foot

FILLER STRIP MOULDING

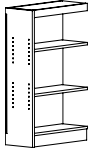
Filler Strip Moulding Small--Finished filler strip	PRM-FLLR-3-3-96	8 ft. lengths	\$946 per 8 ft. length
Filler Strip Moulding Large--Finished filler strip	PRM-FLLR-6-3-96	8 ft. lengths	\$1,417 per 8 ft. length

Plastic laminate or Marmoleum® top standard, veneer top add 20%
Custom modifications available upon request.

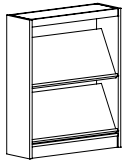
SHELVING - SINGLE FACED



DESCRIPTION	ITEM NO	SIZE	STANDARD LIST
Wood Shelving	Red Oak		
Single Faced Starter Shelving Units	PRM-BKC-SF-STR-3630-12-RO	36w 12d 30h	\$5,119
Bookcase is constructed with veneer	PRM-BKC-SF-STR-3636-12-RO	36w 12d 36h	\$5,119
vertical face with solid wood edge and	PRM-BKC-SF-STR-3642-12-RO	36w 12d 42h	\$5,285
solid wood blocking	PRM-BKC-SF-STR-3654-12-RO	36w 12d 54h	\$5,732
Shelves are constructed out of solid wood.	PRM-BKC-SF-STR-3666-12-RO	36w 12d 66h	\$6,326
	PRM-BKC-SF-STR-3684-12-RO	36w 12d 84h	\$6,431
Note: For Single Faced Shelving Units 84"h and above, Agati recommends fastening to wall - fasteners included	Cherry		
	PRM-BKC-SF-STR-3630-12-C	36w 12d 30h	\$5,718
	PRM-BKC-SF-STR-3636-12-C	36w 12d 36h	\$5,718
	PRM-BKC-SF-STR-3642-12-C	36w 12d 42h	\$5,851
	PRM-BKC-SF-STR-3654-12-C	36w 12d 54h	\$6,464
	PRM-BKC-SF-STR-3666-12-C	36w 12d 66h	\$7,300
	PRM-BKC-SF-STR-3684-12-C	36w 12d 84h	\$7,324
	Maple		
	PRM-BKC-SF-STR-3630-12-M	36w 12d 30h	\$5,718
	PRM-BKC-SF-STR-3636-12-M	36w 12d 36h	\$5,718
	PRM-BKC-SF-STR-3642-12-M	36w 12d 42h	\$5,851
	PRM-BKC-SF-STR-3654-12-M	36w 12d 54h	\$6,464
	PRM-BKC-SF-STR-3666-12-M	36w 12d 66h	\$7,300
	PRM-BKC-SF-STR-3684-12-M	36w 12d 84h	\$7,324



Wood Shelving	Red Oak		
Single Faced Adder Shelving Units	PRM-BKC-SF-ADR-3530-12-RO	35w 12d 30h	\$4,648
Bookcase is constructed with veneer	PRM-BKC-SF-ADR-3536-12-RO	35w 12d 36h	\$4,648
vertical face with solid wood edge and	PRM-BKC-SF-ADR-3542-12-RO	35w 12d 42h	\$4,781
solid wood blocking	PRM-BKC-SF-ADR-3554-12-RO	35w 12d 54h	\$4,938
Shelves are constructed out of solid wood.	PRM-BKC-SF-ADR-3566-12-RO	35w 12d 66h	\$5,575
	PRM-BKC-SF-ADR-3584-12-RO	35w 12d 84h	\$5,675
Note: For Single Faced Shelving Units 84"h and above, Agati recommends fastening to wall - fasteners included	Cherry		
	PRM-BKC-SF-ADR-3530-12-C	35w 12d 30h	\$5,095
	PRM-BKC-SF-ADR-3536-12-C	35w 12d 36h	\$5,095
	PRM-BKC-SF-ADR-3542-12-C	35w 12d 42h	\$5,238
	PRM-BKC-SF-ADR-3554-12-C	35w 12d 54h	\$5,471
	PRM-BKC-SF-ADR-3566-12-C	35w 12d 66h	\$6,464
	PRM-BKC-SF-ADR-3584-12-C	35w 12d 84h	\$6,588
	Maple		
	PRM-BKC-SF-ADR-3530-12-M	35w 12d 30h	\$5,095
	PRM-BKC-SF-ADR-3536-12-M	35w 12d 36h	\$5,095
	PRM-BKC-SF-ADR-3542-12-M	35w 12d 42h	\$5,238
	PRM-BKC-SF-ADR-3554-12-M	35w 12d 54h	\$5,471
	PRM-BKC-SF-ADR-3566-12-M	35w 12d 66h	\$6,464
	PRM-BKC-SF-ADR-3584-12-M	35w 12d 84h	\$6,588



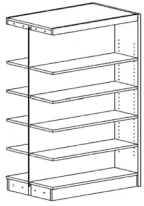
Wood Shelving	Red Oak		
Single Faced Periodical Units	PRM-BKC-SF-PDCL-3642-13-RO	36w 13d 42h	\$8,517
Bookcase is constructed with veneer	PRM-BKC-SF-PDCL-3660-13-RO	36w 13d 60h	\$9,178
vertical face with solid wood edge and	PRM-BKC-SF-PDCL-3672-13-RO	36w 13d 78h	\$9,411
solid wood blocking	Cherry		
	PRM-BKC-SF-PDCL-3642-13-C	36w 13d 42h	\$9,382
	PRM-BKC-SF-PDCL-3660-13-C	36w 13d 60h	\$9,658
	PRM-BKC-SF-PDCL-3672-13-C	36w 13d 78h	\$10,043
	Maple		
	PRM-BKC-SF-PDCL-3642-13-M	36w 13d 42h	\$9,382
	PRM-BKC-SF-PDCL-3660-13-M	36w 13d 60h	\$9,658
	PRM-BKC-SF-PDCL-3672-13-M	36w 13d 78h	\$10,043

Plastic laminate or Marmoleum® top standard, veneer top add 10%
Custom modifications available upon request.

SHELVING--DOUBLE FACED



DESCRIPTION	ITEM NO	SIZE	STANDARD LIST
Wood Shelving	Red Oak		
Double Faced Starter Shelving Units	PRM-BKC-DF-STR-3630-22-RO	36w 22d 30h	\$6,416
Bookcase is constructed with veneer	PRM-BKC-DF-STR-3636-22-RO	36w 22d 36h	\$6,416
vertical face with solid wood edge and	PRM-BKC-DF-STR-3642-22-RO	36w 22d 42h	\$6,483
solid wood blocking	PRM-BKC-DF-STR-3654-22-RO	36w 22d 54h	\$6,778
Shelves are constructed out of solid wood.	PRM-BKC-DF-STR-3666-22-RO	36w 22d 66h	\$8,270
	PRM-BKC-DF-STR-3684-22-RO	36w 22d 84h	\$8,584
	Cherry		
	PRM-BKC-DF-STR-3630-22-C	36w 22d 30h	\$6,896
	PRM-BKC-DF-STR-3636-22-C	36w 22d 36h	\$6,896
	PRM-BKC-DF-STR-3642-22-C	36w 22d 42h	\$6,972
	PRM-BKC-DF-STR-3654-22-C	36w 22d 54h	\$7,319
	PRM-BKC-DF-STR-3666-22-C	36w 22d 66h	\$9,054
	PRM-BKC-DF-STR-3684-22-C	36w 22d 84h	\$9,434
	Maple		
	PRM-BKC-DF-STR-3630-22-M	36w 22d 30h	\$6,896
	PRM-BKC-DF-STR-3636-22-M	36w 22d 36h	\$6,896
	PRM-BKC-DF-STR-3642-22-M	36w 22d 42h	\$6,972
	PRM-BKC-DF-STR-3654-22-M	36w 22d 54h	\$7,319
	PRM-BKC-DF-STR-3666-22-M	36w 22d 66h	\$9,054
	PRM-BKC-DF-STR-3684-22-M	36w 22d 84h	\$9,434

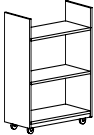
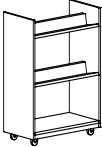




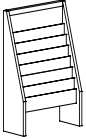
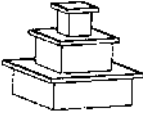
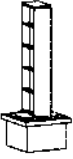

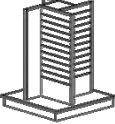
Wood Shelving	Red Oak		
Double Faced Adder Shelving Units	PRM-BKC-DF-ADR-3530-22-RO	35w 22d 30h	\$5,851
Bookcase is constructed with veneer	PRM-BKC-DF-ADR-3536-22-RO	35w 22d 36h	\$5,851
vertical face with solid wood edge and	PRM-BKC-DF-ADR-3542-22-RO	35w 22d 42h	\$5,927
solid wood blocking	PRM-BKC-DF-ADR-3554-22-RO	35w 22d 54h	\$6,217
Shelves are constructed out of solid wood.	PRM-BKC-DF-ADR-3566-22-RO	35w 22d 66h	\$7,419
	PRM-BKC-DF-ADR-3584-22-RO	35w 22d 84h	\$7,709
	Cherry		
	PRM-BKC-DF-ADR-3530-22-C	35w 22d 30h	\$6,321
	PRM-BKC-DF-ADR-3536-22-C	35w 22d 36h	\$6,321
	PRM-BKC-DF-ADR-3542-22-C	35w 22d 42h	\$6,397
	PRM-BKC-DF-ADR-3554-22-C	35w 22d 54h	\$6,754
	PRM-BKC-DF-ADR-3566-22-C	35w 22d 66h	\$8,080
	PRM-BKC-DF-ADR-3584-22-C	35w 22d 84h	\$8,446
	Maple		
	PRM-BKC-DF-ADR-3530-22-M	35w 22d 30h	\$6,321
	PRM-BKC-DF-ADR-3536-22-M	35w 22d 36h	\$6,321
	PRM-BKC-DF-ADR-3542-22-M	35w 22d 42h	\$6,397
	PRM-BKC-DF-ADR-3554-22-M	35w 22d 54h	\$6,754
	PRM-BKC-DF-ADR-3566-22-M	35w 22d 66h	\$8,080
	PRM-BKC-DF-ADR-3584-22-M	35w 22d 84h	\$8,446

FILLER STRIP MOULDING

Finished Filler Strip Moulding	PRM-FLLR-3-3-96	8 ft. lengths	\$946 per 8 ft. length
Small-Finished filler strip			
Filler Strip Moulding	PRM-FLLR-6-3-96	8 ft. lengths	\$1,417 per 8 ft. length
Large-Finished filler strip			




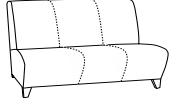

Plastic laminate or Marmoleum® top standard, veneer top add 10%
 Custom modifications available upon request.

ACCESSORIES	DESCRIPTION	ITEM NO	SIZE	STANDARD LIST
	Booktruck with 2 shelves	Red Oak PRM-BKT-OPS-3014-37-RO	30w 14.5d 37h	\$5,604
		Cherry PRM-BKT-OPS-3014-37-C	30w 14.5d 37h	\$5,855
		Maple PRM-BKT-OPS-3014-37-M	30w 14.5d 37h	\$5,673
	Display Book Truck with 2 shelves	Red Oak PRM-BKT-DIS-3014-37-RO	30w 14.5d 37h	\$5,976
		Cherry PRM-BKT-DIS-3014-37-C	30w 14.5d 37h	\$6,265
		Maple PRM-BKT-DIS-3014-37-M	30w 14.5d 37h	\$6,071
	Depressible Book Truck	Red Oak PRM-BKT-BIN-2422-24-RO	24w 22d 24h	\$7,738
		Cherry PRM-BKT-BIN-2422-24-C	24w 22d 24h	\$8,084
		Maple PRM-BKT-BIN-2422-24-M	24w 22d 24h	\$7,812
Plastic laminate or Marmoleum® top standard, veneer top add 10% Electrical, wire management and accessories available, see electrical section for options Custom modifications, youth and standing heights available upon request.				

DISPLAY RACKS	DESCRIPTION	ITEM NO	SIZE	STANDARD LIST
	Vertical Book Display Single or Double faced.	PRM-VBD-SF-3615-40	36w 15d 40h	\$20,277
		PRM-VBD-DF-3630-40	36w 30d 40h	\$32,401
	Vertical Magazine Rack Metal interior with applied plastic laminate or wood end panels.	PRM-VMR-3013-42	30w 13d 42h	\$20,848
	Tiered Display Shelving	TDS0050	49w 49d 40h	\$25,566
	Paperback Display Shelving Rotating Display Unit	PBDS2222	22w 22d 72h	\$20,709
	Vertical Display Unit Newspaper/Magazine Display	VDU3030	30w 30d 80h	\$15,913
	Slatwall Display Stand	PRM-SWD-3636-49	36w 36d 49h	\$19,616
Standard List: Red Oak, Maple and Cherry available, add 10% Available to match any Agati Collection. Custom modifications available upon request.				





AGATI

RIO SEATING

RIO ARMLESS	DESCRIPTION	ITEM NO	SIZE	STANDARD LIST
	Lounge Chair Armless Solid maple feet.	RIO-STG-2101	25.5w 33d 35h 17sh	\$1,955
	Caster Feet with counter weight	OPT-CST-CW-01		\$239
	COM requirement: 3.25 yards of 54" wide plain fabric. COL requirement: 79.3 sq. ft.*			
	Lounge Chair Armless with solid maple feet. Tablet arm, oval. Specify right or left mount	RIO-STG-2101-lab	25.5w 33d 35h 17sh	\$2,726
	Caster Feet with counter weight	OPT-CST-CW-01		\$239
	COM requirement: 3.25 yards of 54" wide plain fabric. COL requirement: 79.3 sq. ft.*			
	Two Seat Settee Armless Solid maple feet.	RIO-STG-2102	50.5w 33d 35h 17sh	\$4,155
	Caster Feet with counter weight	OPT-CST-CW-02		\$479
	COM requirement: 5.25 yards of 54" wide plain fabric. COL requirement: 128.1 sq. ft.*			
	Three Seat Sofa Armless Solid maple feet.	RIO-STG-2103	75.5w 33d 35h 17sh	\$3,862
	Caster Feet with counter weight	OPT-CST-CW-03		\$718
	COM requirement: 7.5 yards of 54" wide plain fabric. COL requirement: 183 sq. ft.			
	Ottoman, solid maple feet.	RIO-OTT-1000	31w 22d 15h	\$1,588
	Caster Feet			n/c
	COM requirement: 2 yards of 54" wide plain fabric. COL requirement: 48.8 sq. ft.			
CUSTOM OPTIONS:		ITEM NO	STANDARD LIST	
	Metal Feet	OPT-MET-02		\$205
	Two tone fabric	OPT-UPH-20		\$215
	Metal handle for Gee & Rio Seating	OPT-MTL-HANDLE-01		\$274
	Cal 133 Fire Barrier	OPT-UPH-133	per yard	\$171
	*COL	OPT-UPH-L	Add 20%	
Custom wood finishes and other modifications available upon request.				

AGATI



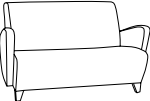
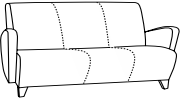




RIO SEATING

RIO BOOMERANG ARM	DESCRIPTION	ITEM NO	SIZE	STANDARD LIST
	Lounge Chair with solid maple arms and feet.	RIO-STG-2201	31w 33d 35h 17sh 25ah	\$2,937
	Caster Feet with counter weight	OPT-CST-CW-01		\$239
	COM requirement: 3.25 yards of 54" wide plain fabric. COL requirement: 79.3 sq. ft.*			
	Bariatric Lounge with solid maple arms and feet.	RIO-STG-2201.5	42w 33d 35h 17sh 25ah	\$3,310
	Caster Feet with counter weight	OPT-CST-CW-01		\$239
	COM requirement: 4 yards of 54" wide plain fabric. COL requirement: 97.6 sq. ft.*			
	Two Seat Settee with solid maple arms and feet.	RIO-STG-2202	56w 33d 35h 17sh 25ah	\$3,899
	Caster Feet with counter weight	OPT-CST-CW-02		\$479
	COM requirement: 5.25 yards of 54" wide plain fabric. COL requirement: 128.1 sq. ft.*			
	Three Seat Sofa with solid maple arms and feet.	RIO-STG-2203	81w 33d 35h 17sh 25ah	\$4,798
	Caster Feet with counter weight	OPT-CST-CW-03		\$718
	COM requirement: 7.5 yards of 54" wide plain fabric. COL requirement: 183 sq. ft.*			
CUSTOM OPTIONS:		ITEM NO	STANDARD LIST	
Metal Feet		OPT-MET-02	\$205	
Metal handle for Gee & Rio Seating		OPT-MTL-HANDLE-01	\$274	
Two tone fabric		OPT-UPH-20	\$215	
Cal 133 Fire Barrier		OPT-UPH-133	per yard	\$171
*COL		OPT-UPH-L	Add 20%	

Custom wood finishes and other modifications available upon request.







AGATI

RIO SEATING

RIO	DESCRIPTION	ITEM NO	SIZE	STANDARD LIST
	Lounge Chair with upholstered arms and solid maple feet. COM requirement: 4.75 yards of 54" wide plain fabric. Contrasting Fabric: Seat and back 3.25 yards, Arms 2.25 yards* COL requirement: 115.9 sq. ft.*	RIO-STG-2001	31w 33d 35h 17sh 25ah	\$2,822
	Bariatric Lounge with upholstered arms and solid maple feet. COM requirement: 5.5 yards of 54" wide plain fabric. Contrasting Fabric: Seat and back 4 yards, Arms 2.25 yards* COL requirement: 134.2 sq. ft.*	RIO-STG-2001.5	42w 33d 35h 17sh 25ah	\$3,190
	Two Seat Settee with upholstered arms and solid maple feet. COM requirement: 6.75 yards of 54" wide plain fabric. Contrasting Fabric: Seat and back 5.25 yards, Arms 2.25 yards* COL requirement: 164.7 sq. ft.*	RIO-STG-2002	56w 33d 35h 17sh 25ah	\$3,783
	Three Seat Sofa with upholstered arms and solid maple feet. COM requirement: 9 yards of 54" wide plain fabric. Contrasting Fabric: Seat and back 7.5 yards, Arms 2.25 yards* COL requirement: 219.6 sq. ft.*	RIO-STG-2003	81w 33d 35h 17sh 25ah	\$4,773
	Ottoman, solid maple feet. COM requirement: 2 yards of 54" wide plain fabric. COL requirement: 48.8 sq. ft.*	RIO-OTT-1000	31w 22d 15h	\$1,588
	CUSTOM OPTIONS: Caster Feet OPT-CST-01 add n/c Metal Feet OPT-MET-02 \$205 Wood Arm Cap Option OPT-ARM-CAP-RIO \$513 Tablet Arm, Rectangle. Specify right or left mount. OPT-TAB-01 \$1,073 Tablet Arm, Oval. Specify right or left mount. OPT-TAB-02 \$1,073 Metal handle for Gee & Rio Seating OPT-MTL-HANDLE-01 \$274 *Two tone fabric OPT-UPH-20 \$215 Cal 133 Fire Barrier OPT-UPH-133 per yard \$171 *COL OPT-UPH-L Add 20% Custom wood finishes and other modifications available upon request.			
CHILDREN'S RIO PULL UP				
	Pull Up Chair Armless Solid maple legs. COM requirement: 1.25 yards of 54" wide plain fabric.	RIO-STG-1200	17w 24d 28h 15sh	\$1,943
	Pull Up Chair with Arms Solid maple legs. COM requirement: 1.75 yards of 54" wide plain fabric.	RIO-STG-1201	22w 24d 28h 15sh 22ah	\$2,526

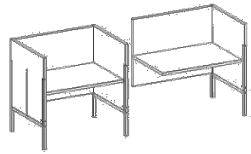
AGATI

RIO SEATING

RIO PULL UP	DESCRIPTION	ITEM NO	SIZE	STANDARD LIST
	Pull Up High Stool with arms and solid maple legs.	RIO-STG-1603	22w 24d 42h 30sh 35ah	\$2,619
	Pull Up Counter Height Stool with arms and solid maple legs.	RIO-STG-1653	22w 24d 36h 24sh 29ah	\$2,619
	COM requirement: 4 yards of 54" wide plain fabric. COL requirement: 72 sq. ft.			
	Pull Up High Stool Armless with solid maple legs.	RIO-STG-1602	18w 24d 42h 30sh	\$2,036
	Pull Up Counter Height Stool Armless with solid maple legs.	RIO-STG-1652	18w 24d 36h 24sh	\$2,036
	COM requirement: 3 yards of 54" wide plain fabric. COL requirement: 54 sq. ft.			
RIO PULL UP	DESCRIPTION	ITEM NO	SIZE	STANDARD LIST
	Pull Up Chair with Upholstered Arms Solid maple legs.	RIO-STG-1801	25w 28d 33h 18sh 25.5 ah	\$2,655
	COM requirement: 2.5 yards of 54" wide plain fabric. COL requirement: 61 sq. ft.*			
	Pull Up Chair Armless Solid maple legs.	RIO-STG-1800	21.5w 28d 33h 18sh	\$2,055
	COM requirement: 1.75 yards of 54" wide plain fabric. COL requirement: 42.7 sq. ft.*			
	Pull Up Chair with Boomerang Arms Solid maple legs.	RIO-STG-1851	24w 28d 33h 18sh 25.5 ah	\$2,755
	COM requirement: 1.75 yards of 54" wide plain fabric. COL requirement: 42.7 sq. ft.*			
	Conference Chair with Arms Chrome finish base with casters	RIO-STG-1875	25w 28d 33h 18sh 25.5 ah	\$2,439
	Conference Chair Armless	RIO-STG-1900	21w 28d 33h 18sh	\$1,827
	COM requirement: 2.5 yards of 54" wide plain fabric. COL requirement: 61 sq. ft.*			
CUSTOM OPTIONS:		ITEM NO		STANDARD LIST
	Two tone fabric	OPT-UPH-20		\$215
	Cal 133 Fire Barrier	OPT-UPH-133	per yard	\$171
	*COL	OPT-UPH-L	add 20%	

Custom wood finishes and other modifications available upon request.

CARRELS



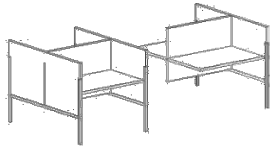
DESCRIPTION
Single Faced, One Person Study Carrel with Marmoleum or plastic laminate top, wood edgeband, stainless steel base, and metal inlay on the side panels.

ITEM NO

SIZE

STANDARD LIST

ITEM NO	SIZE	STANDARD LIST
Red Oak		
Starter ROL-CRL-STR-3630-48-RO	36w 32d 48h	\$9,084
Adder ROL-CRL-ADR-3530-48-RO	35w 32d 48h	\$6,857
Starter ROL-CRL-STR-4230-48-RO	42w 32d 48h	\$9,091
Adder ROL-CRL-ADR-4130-48-RO	41w 32d 48h	\$6,865
Starter ROL-CRL-STR-4830-48-RO	48w 32d 48h	\$9,099
Adder ROL-CRL-ADR-4730-48-RO	47w 32d 48h	\$6,872
Cherry		
Starter ROL-CRL-STR-3630-48-C	36w 32d 48h	\$9,301
Adder ROL-CRL-ADR-3530-48-C	35w 32d 48h	\$6,978
Starter ROL-CRL-STR-4230-48-C	42w 32d 48h	\$9,316
Adder ROL-CRL-ADR-4130-48-C	41w 32d 48h	\$7,015
Starter ROL-CRL-STR-4830-48-C	48w 32d 48h	\$9,331
Adder ROL-CRL-ADR-4730-48-C	47w 32d 48h	\$7,045
Maple		
Starter ROL-CRL-STR-3630-48-M	36w 32d 48h	\$9,091
Adder ROL-CRL-ADR-3530-48-M	35w 32d 48h	\$6,865
Starter ROL-CRL-STR-4230-48-M	42w 32d 48h	\$9,099
Adder ROL-CRL-ADR-4130-48-M	41w 32d 48h	\$6,872
Starter ROL-CRL-STR-4830-48-M	48w 32d 48h	\$9,106
Adder ROL-CRL-ADR-4730-48-M	47w 32d 48h	\$6,880



DESCRIPTION
Double Faced, Two Person Study Carrel with Marmoleum or plastic laminate top, wood edgeband, stainless steel base, and metal inlay on the side panels.

ITEM NO

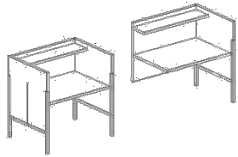
SIZE

STANDARD LIST

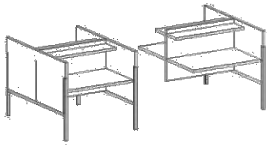
ITEM NO	SIZE	STANDARD LIST
Red Oak		
Starter ROL-CRL-STR-3660-48-RO	36w 60d 48h	\$11,148
Adder ROL-CRL-ADR-3560-48-RO	35w 60d 48h	\$8,651
Starter ROL-CRL-STR-4260-48-RO	42w 60d 48h	\$11,185
Adder ROL-CRL-ADR-4160-48-RO	41w 60d 48h	\$8,689
Starter ROL-CRL-STR-4860-48-RO	48w 60d 48h	\$11,223
Adder ROL-CRL-ADR-4760-48-RO	47w 60d 48h	\$8,734
Cherry		
Starter ROL-CRL-STR-3660-48-C	36w 60d 48h	\$11,320
Adder ROL-CRL-ADR-3560-48-C	35w 60d 48h	\$8,734
Starter ROL-CRL-STR-4260-48-C	42w 60d 48h	\$11,358
Adder ROL-CRL-ADR-4160-48-C	41w 60d 48h	\$8,771
Starter ROL-CRL-STR-4860-48-C	48w 60d 48h	\$11,395
Adder ROL-CRL-ADR-4760-48-C	47w 60d 48h	\$8,809
Maple		
Starter ROL-CRL-STR-3660-48-M	36w 60d 48h	\$11,103
Adder ROL-CRL-ADR-3560-48-M	35w 60d 48h	\$8,539
Starter ROL-CRL-STR-4260-48-M	42w 60d 48h	\$11,140
Adder ROL-CRL-ADR-4160-48-M	41w 60d 48h	\$8,576
Starter ROL-CRL-STR-4860-48-M	48w 60d 48h	\$11,178
Adder ROL-CRL-ADR-4760-48-M	47w 60d 48h	\$8,614

Plastic laminate or Marmoleum® top standard, veneer top add 10%
Electrical, wire management and accessories available, see electrical section for options
Custom modifications, youth and standing heights available upon request.

CARRELS



DESCRIPTION	ITEM NO	SIZE	STANDARD LIST
Single Faced, One Person Study Carrel with Marmoleum or plastic laminate top, wood edgeband, stainless steel base, and metal inlay on side panels. Features an overhead shelf.	Red Oak		
	Starter ROL-CRL-STR-3630-54-RO	36w 32d 54h	\$9,602
	Adder ROL-CRL-ADR-3530-54-RO	35w 32d 54h	\$7,248
	Starter ROL-CRL-STR-4230-54-RO	42w 32d 54h	\$9,609
	Adder ROL-CRL-ADR-4130-54-RO	41w 32d 54h	\$7,255
	Starter ROL-CRL-STR-4830-54-RO	48w 32d 54h	\$9,617
	Adder ROL-CRL-ADR-4730-54-RO	47w 32d 54h	\$7,263
	Cherry		
	Starter ROL-CRL-STR-3630-54-C	36w 32d 54h	\$9,842
	Adder ROL-CRL-ADR-3530-54-C	35w 32d 54h	\$7,420
	Starter ROL-CRL-STR-4230-54-C	42w 32d 54h	\$9,857
	Adder ROL-CRL-ADR-4130-54-C	41w 32d 54h	\$7,435
	Starter ROL-CRL-STR-4830-54-C	48w 32d 54h	\$9,872
	Adder ROL-CRL-ADR-4730-54-C	47w 32d 54h	\$7,450
	Maple		
	Starter ROL-CRL-STR-3630-54-M	36w 32d 54h	\$9,609
	Adder ROL-CRL-ADR-3530-54-M	35w 32d 54h	\$7,255
	Starter ROL-CRL-STR-4230-54-M	42w 32d 54h	\$9,617
	Adder ROL-CRL-ADR-4130-54-M	41w 32d 54h	\$7,263
	Starter ROL-CRL-STR-4830-54-M	48w 32d 54h	\$9,624
Adder ROL-CRL-ADR-4730-54-M	47w 32d 54h	\$7,270	



Double Faced, Two Person Study Carrel with Marmoleum or plastic laminate top, wood edgeband, stainless steel base, and metal inlay on side panels. Features an overhead shelf.	Red Oak		
	Starter ROL-CRL-STR-3660-54-RO	36w 60d 54h	\$12,304
	Adder ROL-CRL-ADR-3560-54-RO	35w 60d 54h	\$9,710
	Starter ROL-CRL-STR-4260-54-RO	42w 60d 54h	\$12,341
	Adder ROL-CRL-ADR-4160-54-RO	41w 60d 54h	\$9,747
	Starter ROL-CRL-STR-4860-54-RO	48w 60d 54h	\$12,379
	Adder ROL-CRL-ADR-4760-54-RO	47w 60d 54h	\$9,785
	Cherry		
	Starter ROL-CRL-STR-3660-54-C	36w 60d 54h	\$12,431
	Adder ROL-CRL-ADR-3560-54-C	35w 60d 54h	\$9,837
	Starter ROL-CRL-STR-4260-54-C	42w 60d 54h	\$12,469
	Adder ROL-CRL-ADR-4160-54-C	41w 60d 54h	\$9,875
	Starter ROL-CRL-STR-4860-54-C	48w 60d 54h	\$12,506
	Adder ROL-CRL-ADR-4760-54-C	47w 60d 54h	\$9,912
	Maple		
	Starter ROL-CRL-STR-3660-54-M	36w 60d 54h	\$12,281
	Adder ROL-CRL-ADR-3560-54-M	35w 60d 54h	\$9,710
	Starter ROL-CRL-STR-4260-54-M	42w 60d 54h	\$12,319
	Adder ROL-CRL-ADR-4160-54-M	41w 60d 54h	\$9,747
	Starter ROL-CRL-STR-4860-54-M	48w 60d 54h	\$12,356
Adder ROL-CRL-ADR-4760-54-M	47w 60d 54h	\$9,785	

Plastic laminate or Marmoleum® top standard, veneer top add 10%
 Electrical, wire management and accessories available, see electrical section for options
 Custom modifications, youth and standing heights available upon request.

WORKSTATIONS

DESCRIPTION	ITEM NO	SIZE	STANDARD LIST
-------------	---------	------	---------------



Single Faced 1 Person Work Station with plastic laminate surrounds, work surface, and side shelf, PVC edge band, bench with cushioned seat and back, Stainless Steel leg with brushed finish	Plastic Laminate No Electrical		
	ROL-W-4242-48-RF-PL	42w 42d 48h 19sh	\$13,277
	ROL-W-SR-4242-48-RF-PL	42w 42d 48h 19sh	\$13,976
	ROL-W-AD-4242-48-RF-PL	40.75w 42d 48h 19sh	\$10,604
	ROL-W-ED-4242-48-RF-PL	40.75w 42d 48h 19sh	\$10,939
	Plastic Laminate 4-Trac Electrical		
	ROL-W-4242-48-LF-PL	42w 42d 48h 19sh	\$13,277
	ROL-W-SR-4242-48-LF-PL	42w 42d 48h 19sh	\$13,976
	ROL-W-AD-4242-48-LF-PL	40.75w 42d 48h 19sh	\$10,604
	ROL-W-ED-4242-48-LF-PL	40.75w 42d 48h 19sh	\$10,939
	Plastic Laminate Plug Set		
	ROL-W-4242-48-RF-PG-PL	42w 42d 48h 19sh	\$14,105
ROL-W-SR-4242-48-RF-PG-PL	42w 42d 48h 19sh	\$14,105	
ROL-W-AD-4242-48-RF-PG-PL	40.75w 42d 48h 19sh	\$11,811	
ROL-W-ED-4242-48-RF-PG-PL	40.75w 42d 48h 19sh	\$11,220	
Surface Mount Power Pop Up			
*1 Power Outlet 1 USB A+C Outlets	ROL-W-4242-48-LF-EL-PL	42w 42d 48h 19sh	\$14,180
*Finish: Silver Powder Coat	ROL-W-SR-4242-48-LF-EL-PL	42w 42d 48h 19sh	\$14,180
	ROL-W-AD-4242-48-LF-EL-PL	40.75w 42d 48h 19sh	\$11,889
	ROL-W-ED-4242-48-LF-EL-PL	40.75w 42d 48h 19sh	\$11,295
	ROL-W-SRS-4242-48-RF-EL-PL	42w 42d 48h 19sh	\$14,926
	ROL-W-ADS-4242-48-RF-EL-PL	40.75w 42d 48h 19sh	\$11,889
	ROL-W-SRS-4242-48-LF-EL-PL	42w 42d 48h 19sh	\$14,926
	ROL-W-ADS-4242-48-LF-EL-PL	40.75w 42d 48h 19sh	\$11,889

COM Requirement Bench: 2.5yards of 54" wide plain fabric.
Contrasting Fabric: Seat 1.25 yards, back 1.25 yards.

NOTE: Does not include power module on work surface



HARD WIRED

Single Faced 1 Person Work Station with plastic laminate surrounds, work surface, and side shelf, PVC edge band, bench with cushioned seat and back, Stainless Steel leg with brushed finish	Plastic Laminate 4-Trac Electrical			
	ROL-W-4242-48-RF-EL-PL	42w 42d 48h 19sh	\$14,180	
	ROL-W-SR-4242-48-RF-EL-PL	42w 42d 48h 19sh	\$14,180	
	ROL-W-AD-4242-48-RF-EL-PL	40.75w 42d 48h 19sh	\$11,889	
	ROL-W-ED-4242-48-RF-EL-PL	40.75w 42d 48h 19sh	\$11,295	
	Surface Mount Power Pop Up			
	*1 Power Outlet 1 USB A+C Outlets	ROL-W-4242-48-LF-EL-PL	42w 42d 48h 19sh	\$14,180
	*Finish: Silver Powder Coat	ROL-W-SR-4242-48-LF-EL-PL	42w 42d 48h 19sh	\$14,180
		ROL-W-AD-4242-48-LF-EL-PL	40.75w 42d 48h 19sh	\$11,889
		ROL-W-ED-4242-48-LF-EL-PL	40.75w 42d 48h 19sh	\$11,295
		ROL-W-SRS-4242-48-RF-EL-PL	42w 42d 48h 19sh	\$14,926
		ROL-W-ADS-4242-48-RF-EL-PL	40.75w 42d 48h 19sh	\$11,889
	ROL-W-SRS-4242-48-LF-EL-PL	42w 42d 48h 19sh	\$14,926	
	ROL-W-ADS-4242-48-LF-EL-PL	40.75w 42d 48h 19sh	\$11,889	

COM Requirement Bench: 2.5yards of 54" wide plain fabric.
Contrasting Fabric: Seat 1.25 yards, back 1.25 yards.

NOTE: 4-Trac is a hardwire connection which requires an electrician to wire to a junction box



PLUG SET

Single Faced 1 Person Work Station with plastic laminate surrounds, work surface, and side shelf, PVC edge band, bench with cushioned seat and back, Stainless Steel leg with brushed finish	Plastic Laminate Plug Set			
	ROL-W-4242-48-RF-PG-PL	42w 42d 48h 19sh	\$14,105	
	ROL-W-SR-4242-48-RF-PG-PL	42w 42d 48h 19sh	\$14,105	
	ROL-W-AD-4242-48-RF-PG-PL	40.75w 42d 48h 19sh	\$11,811	
	ROL-W-ED-4242-48-RF-PG-PL	40.75w 42d 48h 19sh	\$11,220	
	Surface Mount Power Pop Up			
	*1 Power Outlet 1 USB A+C Outlets	ROL-W-4242-48-LF-PG-PL	42w 42d 48h 19sh	\$14,105
	*Finish: Silver Powder Coat	ROL-W-SR-4242-48-LF-PG-PL	42w 42d 48h 19sh	\$14,105
		ROL-W-AD-4242-48-LF-PG-PL	40.75w 42d 48h 19sh	\$11,811
		ROL-W-ED-4242-48-LF-PG-PL	40.75w 42d 48h 19sh	\$11,220
		ROL-W-SRS-4242-48-RF-PG-PL	42w 42d 48h 19sh	\$14,105
		ROL-W-ADS-4242-48-RF-PG-PL	40.75w 42d 48h 19sh	\$11,811
	ROL-W-SRS-4242-48-LF-PG-PL	42w 42d 48h 19sh	\$14,105	
	ROL-W-ADS-4242-48-LF-PG-PL	40.75w 42d 48h 19sh	\$11,811	

COM Requirement Bench: 2.5yards of 54" wide plain fabric.
Contrasting Fabric: Seat 1.25 yards, back 1.25 yards.

NOTE: Plug Set is a standard 110v plug

Roland Nook Wire Chase	ROL-W-CHASE	\$261
Roland Nook Wire Chimney	ROL-W-CHIMNEY	\$377
Standard Laminates include:		
Wilsonart: Series 60 finish laminates		
Formica: Series 58 finish laminates		
All other laminate series may be subject to up charge.		













CONFIGURATIONS

Right Facing Starter	
ROL-W-4242-48-RF-PL	
ROL-W-SR-4242-48-RF-PL	
ROL-W-SRS-4242-48-RF-PL	
ROL-W-4242-48-RF-EL-PL	
ROL-W-SR-4242-48-RF-EL-PL	
ROL-W-SRS-4242-48-RF-EL-PL	
ROL-W-4242-48-RF-PG-PL	
ROL-W-SR-4242-48-RF-PG-PL	
ROL-W-SRS-4242-48-RF-PG-PL	

Left Facing Starter	
ROL-W-4242-48-LF-PL	
ROL-W-SR-4242-48-LF-PL	
ROL-W-SRS-4242-48-LF-PL	
ROL-W-4242-48-LF-EL-PL	
ROL-W-SR-4242-48-LF-EL-PL	
ROL-W-SRS-4242-48-LF-EL-PL	
ROL-W-4242-48-LF-PG-PL	
ROL-W-SR-4242-48-LF-PG-PL	
ROL-W-SRS-4242-48-LF-PG-PL	

Right Facing Adder	
ROL-W-AD-4242-48-RF-PL	
ROL-W-ADS-4242-48-RF-PL	
ROL-W-AD-4242-48-RF-EL-PL	
ROL-W-ADS-4242-48-RF-EL-PL	
ROL-W-AD-4242-48-RF-PG-EL	
ROL-W-ADS-4242-48-RF-PG-EL	
ROL-W-ED-4242-48-RF-PG-PL	
ROL-W-ED-4242-48-RF-EL-PL	
ROL-W-ED-4242-48-RF-PL	

Left Facing Adder	
ROL-W-AD-4242-48-LF-PL	
ROL-W-ADS-4242-48-LF-PL	
ROL-W-AD-4242-48-LF-EL-PL	
ROL-W-ADS-4242-48-LF-EL-PL	
ROL-W-AD-4242-48-LF-PG-EL	
ROL-W-ADS-4242-48-LF-PG-EL	
ROL-W-ED-4242-48-LF-PG-PL	
ROL-W-ED-4242-48-LF-EL-PL	
ROL-W-ED-4242-48-LF-PL	

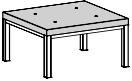
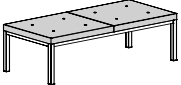
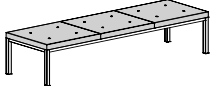
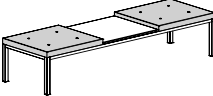
WORKSTATIONS	DESCRIPTION	ITEM NO	SIZE	STANDARD LIST
	Roland Nook Configurations	Plastic Laminate No Electrical		
	2 Person Right Face	ROL-RN-2-82.75-RF-PL	82.75w 42d 48h 19sh	\$24,918
	3 Person Right Face	ROL-RN-3-123.5-RF-PL	123.5w 42d 48h 19sh	\$34,759
	4 Person Right Face	ROL-RN-4-164.25-RF-PL	164w 42d 48h 19sh	\$45,366
	5 Person Right Face	ROL-RN-5-205-RF-PL	205w 42d 48h 19sh	\$55,972
	6 Person Right Face	ROL-RN-6-245.75-RF-PL	245.75w 42d 48h 19sh	\$67,325
	7 Person Right Face	ROL-RN-7-286.5-RF-PL	286.5w 42d 48h 19sh	\$78,050
	8 Person Right Face	ROL-RN-8-327.25-RF-PL	327.25w 42d 48h 19sh	\$88,775
	9 Person Right Face	ROL-RN-9-368-RF-PL	368w 42d 48h 19sh	\$99,500
	10 Person Right Face	ROL-RN-10-408.75-RF-PL	408.75w 42d 48h 19sh	\$110,225
	2 Person Left Face	ROL-RN-2-82.75-LF-PL	82.75w 42d 48h 19sh	\$24,211
	3 Person Left Face	ROL-RN-3-123.5-LF-PL	123.5w 42d 48h 19sh	\$34,759
	4 Person Left Face	ROL-RN-4-164.25-LF-PL	164w 42d 48h 19sh	\$45,366
	5 Person Left Face	ROL-RN-5-205-LF-PL	205w 42d 48h 19sh	\$55,972
	6 Person Left Face	ROL-RN-6-245.75-LF-PL	245.75w 42d 48h 19sh	\$67,325
	7 Person Left Face	ROL-RN-7-286.5-LF-PL	286.5w 42d 48h 19sh	\$78,050
	8 Person Left Face	ROL-RN-8-327.25-LF-PL	327.25w 42d 48h 19sh	\$88,775
	9 Person Left Face	ROL-RN-9-368-LF-PL	368w 42d 48h 19sh	\$99,500
	10 Person Left Face	ROL-RN-10-408.75-LF-PL	408.75w 42d 48h 19sh	\$110,225
	COM Requirement PER Bench: 2.5yards of 54" wide plain fabric. Contrasting Fabric: PER Seat 1.25 yards, PER back 1.25 yards.		NOTE: Does not include power module on work surface	
	Roland Nook Configurations	Plastic Laminate 4-Trac Electrical		
	2 Person Right Face	ROL-RN-2-82.75-RF-EL-PL	82.75w 42d 48h 19sh	\$26,029
	3 Person Right Face	ROL-RN-3-123.5-RF-EL-PL	123.5w 42d 48h 19sh	\$37,184
	4 Person Right Face	ROL-RN-4-164.25-RF-EL-PL	164w 42d 48h 19sh	\$48,626
	5 Person Right Face	ROL-RN-5-205-RF-EL-PL	205w 42d 48h 19sh	\$60,067
	6 Person Right Face	ROL-RN-6-245.75-RF-EL-PL	245.75w 42d 48h 19sh	\$71,509
	7 Person Right Face	ROL-RN-7-286.5-RF-EL-PL	286.5w 42d 48h 19sh	\$82,950
	8 Person Right Face	ROL-RN-8-327.25-RF-EL-PL	327.25w 42d 48h 19sh	\$94,938
	9 Person Right Face	ROL-RN-9-368-RF-EL-PL	368w 42d 48h 19sh	\$106,445
	10 Person Right Face	ROL-RN-10-408.75-RF-EL-PL	408.75w 42d 48h 19sh	\$117,951
	2 Person Left Face	ROL-RN-2-82.75-LF-EL-PL	82.75w 42d 48h 19sh	\$26,294
	3 Person Left Face	ROL-RN-3-123.5-LF-EL-PL	123.5w 42d 48h 19sh	\$37,184
	4 Person Left Face	ROL-RN-4-164.25-LF-EL-PL	164w 42d 48h 19sh	\$48,626
	5 Person Left Face	ROL-RN-5-205-LF-EL-PL	205w 42d 48h 19sh	\$60,067
	6 Person Left Face	ROL-RN-6-245.75-LF-EL-PL	245.75w 42d 48h 19sh	\$71,509
	7 Person Left Face	ROL-RN-7-286.5-LF-EL-PL	286.5w 42d 48h 19sh	\$82,950
	8 Person Left Face	ROL-RN-8-327.25-LF-EL-PL	327.25w 42d 48h 19sh	\$94,938
	9 Person Left Face	ROL-RN-9-368-LF-EL-PL	368w 42d 48h 19sh	\$106,445
	10 Person Left Face	ROL-RN-10-408.75-LF-EL-PL	408.75w 42d 48h 19sh	\$117,951
	COM Requirement PER Bench: 2.5yards of 54" wide plain fabric. Contrasting Fabric: PER Seat 1.25 yards, PER back 1.25 yards.		NOTE: 4-Trac is a hardwire connection which requires an electrician to wire to a junction box	
	Roland Nook Configurations	Plastic Laminate Plug Set		
	2 Person Right Face	ROL-RN-2-82.75-RF-PG-PL	82.75w 42d 48h 19sh	\$25,334
	3 Person Right Face	ROL-RN-3-123.5-RF-PG-PL	123.5w 42d 48h 19sh	\$36,964
	4 Person Right Face	ROL-RN-4-164.25-RF-PG-PL	164w 42d 48h 19sh	\$48,311
	5 Person Right Face	ROL-RN-5-205-RF-PG-PL	205w 42d 48h 19sh	\$59,659
	6 Person Right Face	ROL-RN-6-245.75-RF-PG-PL	245.75w 42d 48h 19sh	\$71,005
	7 Person Right Face	ROL-RN-7-286.5-RF-PG-PL	286.5w 42d 48h 19sh	\$82,352
	8 Person Right Face	ROL-RN-8-327.25-RF-PG-PL	327.25w 42d 48h 19sh	\$93,700
	9 Person Right Face	ROL-RN-9-368-RF-PG-PL	368w 42d 48h 19sh	\$105,046
	10 Person Right Face	ROL-RN-10-408.75-RF-PG-PL	408.75w 42d 48h 19sh	\$116,392
	2 Person Left Face	ROL-RN-2-82.75-LF-PG-PL	82.75w 42d 48h 19sh	\$25,334
	3 Person Left Face	ROL-RN-3-123.5-LF-PG-PL	123.5w 42d 48h 19sh	\$36,964
	4 Person Left Face	ROL-RN-4-164.25-LF-PG-PL	164w 42d 48h 19sh	\$48,311
	5 Person Left Face	ROL-RN-5-205-LF-PG-PL	205w 42d 48h 19sh	\$59,659
	6 Person Left Face	ROL-RN-6-245.75-LF-PG-PL	245.75w 42d 48h 19sh	\$71,005
	7 Person Left Face	ROL-RN-7-286.5-LF-PG-PL	286.5w 42d 48h 19sh	\$82,352
	8 Person Left Face	ROL-RN-8-327.25-LF-PG-PL	327.25w 42d 48h 19sh	\$93,700
	9 Person Left Face	ROL-RN-9-368-LF-PG-PL	368w 42d 48h 19sh	\$105,046
	10 Person Left Face	ROL-RN-10-408.75-LF-PG-PL	408.75w 42d 48h 19sh	\$116,392
	COM Requirement PER Bench: 2.5yards of 54" wide plain fabric. Contrasting Fabric: PER Seat 1.25 yards, PER back 1.25 yards.		NOTE: Plug Set is a standard 110v plug	
 Surface Mount Power Pop Up *1 Power Outlet 1 USB A+C Outlets *Finish: Silver Powder Coat		 HARD WIRED		
 PLUG SET		 Roland Nook Wire Chase		
 Roland Nook Wire Chimney		 Standard Laminates include: Wilsonart: Series 60 finish laminates Formica: Series 58 finish laminates All other laminate series may be subject to up charge.		

WORKSTATIONS

DESCRIPTION	ITEM NO	SIZE	STANDARD LIST
Roland Nook Configurations			
2 Person Right Face S Configuration	ROL-SRN-2-82.75-RF-PL	82.75w 42d 48h 19sh	\$27,209
3 Person Right Face S Configuration	ROL-SRN-3-123.5-RF-PL	123.5w 42d 48h 19sh	\$34,759
4 Person Right Face S Configuration	ROL-SRN-4-164.25-RF-PL	164w 42d 48h 19sh	\$45,366
5 Person Right Face S Configuration	ROL-SRN-5-205-RF-PL	205w 42d 48h 19sh	\$55,972
6 Person Right Face S Configuration	ROL-SRN-6-245.75-RF-PL	245.75w 42d 48h 19sh	\$67,325
7 Person Right Face S Configuration	ROL-SRN-7-286.5-RF-PL	286.5w 42d 48h 19sh	\$78,050
8 Person Right Face S Configuration	ROL-SRN-8-327.25-RF-PL	327.25w 42d 48h 19sh	\$88,775
9 Person Right Face S Configuration	ROL-SRN-9-368-RF-PL	368w 42d 48h 19sh	\$99,500
10 Person Right Face S Configuration	ROL-SRN-10-408.75-RF-PL	408.75w 42d 48h 19sh	\$110,225
Roland Nook Configurations			
2 Person Left Face S Configuration	ROL-SRN-2-82.75-LF-PL	82.75w 42d 48h 19sh	\$24,211
3 Person Left Face S Configuration	ROL-SRN-3-123.5-LF-PL	123.5w 42d 48h 19sh	\$34,759
4 Person Left Face S Configuration	ROL-SRN-4-164.25-LF-PL	164w 42d 48h 19sh	\$45,366
5 Person Left Face S Configuration	ROL-SRN-5-205-LF-PL	205w 42d 48h 19sh	\$55,972
6 Person Left Face S Configuration	ROL-SRN-6-245.75-LF-PL	245.75w 42d 48h 19sh	\$67,325
7 Person Left Face S Configuration	ROL-SRN-7-286.5-LF-PL	286.5w 42d 48h 19sh	\$78,050
8 Person Left Face S Configuration	ROL-SRN-8-327.25-LF-PL	327.25w 42d 48h 19sh	\$88,775
9 Person Left Face S Configuration	ROL-SRN-9-368-LF-PL	368w 42d 48h 19sh	\$99,500
10 Person Left Face S Configuration	ROL-SRN-10-408.75-LF-PL	408.75w 42d 48h 19sh	\$110,225
COM Requirement PER Bench: 2.5yards of 54" wide plain fabric. Contrasting Fabric: PER Seat 1.25 yards, PER back 1.25 yards.			
NOTE: Does not include power module on work surface			
Roland Nook Configurations			
Plastic Laminate 4-Trac Electrical			
2 Person Right Face S Configuration	ROL-SRN-2-82.75-RF-EL-PL	82.75w 42d 48h 19sh	\$25,743
3 Person Right Face S Configuration	ROL-SRN-3-123.5-RF-EL-PL	123.5w 42d 48h 19sh	\$37,184
4 Person Right Face S Configuration	ROL-SRN-4-164.25-RF-EL-PL	164w 42d 48h 19sh	\$48,626
5 Person Right Face S Configuration	ROL-SRN-5-205-RF-EL-PL	205w 42d 48h 19sh	\$60,067
6 Person Right Face S Configuration	ROL-SRN-6-245.75-RF-EL-PL	245.75w 42d 48h 19sh	\$71,509
7 Person Right Face S Configuration	ROL-SRN-7-286.5-RF-EL-PL	286.5w 42d 48h 19sh	\$82,950
8 Person Right Face S Configuration	ROL-SRN-8-327.25-RF-EL-PL	327.25w 42d 48h 19sh	\$94,392
9 Person Right Face S Configuration	ROL-SRN-9-368-RF-EL-PL	368w 42d 48h 19sh	\$105,832
10 Person Right Face S Configuration	ROL-SRN-10-408.75-RF-EL-PL	408.75w 42d 48h 19sh	\$117,272
Roland Nook Configurations			
Plastic Laminate 4-Trac Electrical			
2 Person Left Face S Configuration	ROL-SRN-2-82.75-LF-EL-PL	82.75w 42d 48h 19sh	\$25,743
3 Person Left Face S Configuration	ROL-SRN-3-123.5-LF-EL-PL	123.5w 42d 48h 19sh	\$37,184
4 Person Left Face S Configuration	ROL-SRN-4-164.25-LF-EL-PL	164w 42d 48h 19sh	\$48,626
5 Person Left Face S Configuration	ROL-SRN-5-205-LF-EL-PL	205w 42d 48h 19sh	\$60,067
6 Person Left Face S Configuration	ROL-SRN-6-245.75-LF-EL-PL	245.75w 42d 48h 19sh	\$71,509
7 Person Left Face S Configuration	ROL-SRN-7-286.5-LF-EL-PL	286.5w 42d 48h 19sh	\$82,950
8 Person Left Face S Configuration	ROL-SRN-8-327.25-LF-EL-PL	327.25w 42d 48h 19sh	\$94,392
9 Person Left Face S Configuration	ROL-SRN-9-368-LF-EL-PL	368w 42d 48h 19sh	\$105,832
10 Person Left Face S Configuration	ROL-SRN-10-408.75-LF-EL-PL	408.75w 42d 48h 19sh	\$117,272
Surface Mount Power Pop Up *1 Power Outlet 2 USB Outlets *Finish: Clear Anodized Aluminum			
COM Requirement PER Bench: 2.5yards of 54" wide plain fabric. Contrasting Fabric: PER Seat 1.25 yards, PER back 1.25 yards.			
NOTE: 4-Trac is a hardwire connection which requires an electrician to wire to a junction box			
Roland Nook Configurations			
Plastic Laminate Plug Set			
2 Person Right Face S Configuration	ROL-SRN-2-82.75-RF-PG-PL	82.75w 42d 48h 19sh	\$25,334
3 Person Right Face S Configuration	ROL-SRN-3-123.5-RF-PG-PL	123.5w 42d 48h 19sh	\$36,964
4 Person Right Face S Configuration	ROL-SRN-4-164.25-RF-PG-PL	164w 42d 48h 19sh	\$48,311
5 Person Right Face S Configuration	ROL-SRN-5-205-RF-PG-PL	205w 42d 48h 19sh	\$59,659
6 Person Right Face S Configuration	ROL-SRN-6-245.75-RF-PG-PL	245.75w 42d 48h 19sh	\$60,035
7 Person Right Face S Configuration	ROL-SRN-7-286.5-RF-PG-PL	286.5w 42d 48h 19sh	\$82,352
8 Person Right Face S Configuration	ROL-SRN-8-327.25-RF-PG-PL	327.25w 42d 48h 19sh	\$93,700
9 Person Right Face S Configuration	ROL-SRN-9-368-RF-PG-PL	368w 42d 48h 19sh	\$105,046
10 Person Right Face S Configuration	ROL-SRN-10-408.75-RF-PG-PL	408.75w 42d 48h 19sh	\$116,392
Roland Nook Configurations			
Plastic Laminate Plug Set			
2 Person Left Face S Configuration	ROL-SRN-2-82.75-LF-PG-PL	82.75w 42d 48h 19sh	\$25,334
3 Person Left Face S Configuration	ROL-SRN-3-123.5-LF-PG-PL	123.5w 42d 48h 19sh	\$36,964
4 Person Left Face S Configuration	ROL-SRN-4-164.25-LF-PG-PL	164w 42d 48h 19sh	\$48,311
5 Person Left Face S Configuration	ROL-SRN-5-205-LF-PG-PL	205w 42d 48h 19sh	\$59,659
6 Person Left Face S Configuration	ROL-SRN-6-245.75-LF-PG-PL	245.75w 42d 48h 19sh	\$71,005
7 Person Left Face S Configuration	ROL-SRN-7-286.5-LF-PG-PL	286.5w 42d 48h 19sh	\$83,287
8 Person Left Face S Configuration	ROL-SRN-8-327.25-LF-PG-PL	327.25w 42d 48h 19sh	\$93,700
9 Person Left Face S Configuration	ROL-SRN-9-368-LF-PG-PL	368w 42d 48h 19sh	\$105,046
10 Person Left Face S Configuration	ROL-SRN-10-408.75-LF-PG-PL	408.75w 42d 48h 19sh	\$116,392
Surface Mount Power Pop Up *1 Power Outlet 1 USB A+C Outlets *Finish: Silver Powder Coat			
COM Requirement PER Bench: 2.5yards of 54" wide plain fabric. Contrasting Fabric: PER Seat 1.25 yards, PER back 1.25 yards.			
NOTE: Plug Set is a standard 110v plug			
Roland Nook Wire Chase	ROL-W-CHASE		\$261
Roland Nook Wire Chimney	ROL-W-CHIMNEY		\$377
Standard Laminates include: Wilsonart: Series 60 finish laminates Formica: Series 58 finish laminates All other laminate series may be subject to up charge.			

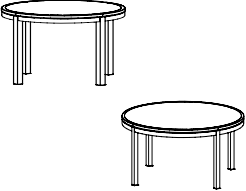
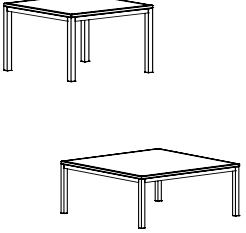
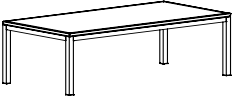
AGATI

ROLAND COLLECTION--SEATING

ROLAND	DESCRIPTION	ITEM NO	SIZE	STANDARD LIST
	Single Seat Bench with metal legs, upholstered seat. COM requirement: 1 yard of 54" wide plain fabric. COL requirement: 18 sq. ft.	ROL-STG-1522-24	24w 22d 19h	\$5,670
	Double Seat Bench with metal legs, upholstered seat. COM requirement: 1.75 yards of 54" wide plain fabric. COL requirement: 31.5 sq. ft.	ROL-STG-1522-48	48w 22d 19h	\$6,620
	Triple Seat Bench with metal legs, upholstered seat. COM requirement: 2.5 yards of 54" wide plain fabric. COL requirement: 45 sq. ft.	ROL-STG-1522-72	72w 22d 19h	\$7,460
	Two Seat Bench with metal legs, black granite inset table, upholstered seats Other granite varieties upon request. COM requirement: 1.75 yards of 54" wide plain fabric. COL requirement: 31.5 sq. ft.	ROL-STG-1525-72	72w 22d 19h	\$8,842
CUSTOM OPTIONS:		ITEM NO	STANDARD LIST	
Cal 133 Fire Barrier- per yard		OPT-UPH-133	\$171	
Upholstery without buttons upon request. Custom wood finishes and modifications upon request.				

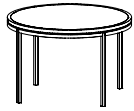
AGATI

ROLAND COLLECTION--TABLES

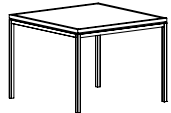
OCCASIONAL TABLES	DESCRIPTION	ITEM NO	SIZE	STANDARD LIST
	Round Occasional Table	Cherry		
		ROL-TBL-OCC-30-18-C	30 Dia. 18h	\$8,354
		ROL-TBL-OCC-36-18-C	36 Dia. 18h	\$8,716
		ROL-TBL-OCC-30-21-C	30 Dia. 21h	\$8,354
		ROL-TBL-OCC-36-21-C	36 Dia. 21h	\$8,716
		Maple		
		ROL-TBL-OCC-30-18-M	30 Dia. 18h	\$8,547
		ROL-TBL-OCC-36-18-M	36 Dia. 18h	\$8,931
		ROL-TBL-OCC-30-21-M	30 Dia. 21h	\$8,547
		ROL-TBL-OCC-36-21-M	36 Dia. 21h	\$8,931
	Square Occasional Table	Cherry		
		ROL-TBL-OCC-2424-18-C	24w 24d 18h	\$5,242
		ROL-TBL-OCC-3030-18-C	30w 30d 18h	\$5,970
		ROL-TBL-OCC-3636-18-C	36w 36d 18h	\$6,180
		ROL-TBL-OCC-2424-21-C	24w 24d 21h	\$5,242
		ROL-TBL-OCC-3030-21-C	30w 30d 21h	\$5,970
		ROL-TBL-OCC-3636-21-C	36w 36d 21h	\$6,180
		Maple		
		ROL-TBL-OCC-2424-18-M	24w 24d 18h	\$5,322
		ROL-TBL-OCC-3030-18-M	30w 30d 18h	\$6,038
		ROL-TBL-OCC-3636-18-M	36w 36d 18h	\$6,248
		ROL-TBL-OCC-2424-21-M	24w 24d 21h	\$5,322
		ROL-TBL-OCC-3030-21-M	30w 30d 21h	\$6,038
		ROL-TBL-OCC-3636-21-M	36w 36d 21h	\$6,248
	Rectangular Occasional Table	Cherry		
		ROL-TBL-OCC-3024-18-C	30w 24d 18h	\$6,213
		ROL-TBL-OCC-3624-18-C	36w 24d 18h	\$6,429
		ROL-TBL-OCC-4824-18-C	48w 24d 18h	\$6,656
		ROL-TBL-OCC-3024-21-C	30w 24d 21h	\$6,213
		ROL-TBL-OCC-3624-21-C	36w 24d 21h	\$6,429
		ROL-TBL-OCC-4824-21-C	48w 24d 21h	\$6,656
		Maple		
		ROL-TBL-OCC-3024-18-M	30w 24d 18h	\$6,174
		ROL-TBL-OCC-3624-18-M	36w 24d 18h	\$6,378
		ROL-TBL-OCC-4824-18-M	48w 24d 18h	\$6,600
		ROL-TBL-OCC-3024-21-M	30w 24d 21h	\$6,174
		ROL-TBL-OCC-3624-21-M	36w 24d 21h	\$6,378
		ROL-TBL-OCC-4824-21-M	48w 24d 21h	\$6,600

Veneer top standard, plastic laminate or Marmoleum® add 15%.
 Custom modifications upon request.

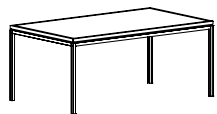
STUDY TABLES



DESCRIPTION	ITEM NO	SIZE	STANDARD LIST
Round Study Table with wood edgeband, Marmoleum or plastic laminate inset top and stainless steel base.	Red Oak		
	ROL-TBL-30-30-RO	30 Dia. 30h	\$8,847
	ROL-TBL-36-30-RO	36 Dia. 30h	\$9,282
	ROL-TBL-42-30-RO	42 Dia. 30h	\$9,920
	ROL-TBL-48-30-RO	48 Dia. 30h	\$10,319
	ROL-TBL-54-30-RO	54 Dia. 30h	\$10,785
	ROL-TBL-60-30-RO	60 Dia. 30h	\$11,138
	Cherry		
	ROL-TBL-30-30-C	30 Dia. 30h	\$7,304
	ROL-TBL-36-30-C	36 Dia. 30h	\$7,680
	ROL-TBL-42-30-C	42 Dia. 30h	\$8,393
	ROL-TBL-48-30-C	48 Dia. 30h	\$8,741
	ROL-TBL-54-30-C	54 Dia. 30h	\$9,131
	ROL-TBL-60-30-C	60 Dia. 30h	\$9,489
	Maple		
	ROL-TBL-30-30-M	30 Dia. 30h	\$7,316
	ROL-TBL-36-30-M	36 Dia. 30h	\$7,799



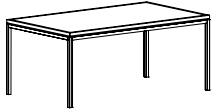
DESCRIPTION	ITEM NO	SIZE	STANDARD LIST
Square Study Table with wood edgeband, Marmoleum or plastic laminate inset top and stainless steel base.	Red Oak		
	ROL-TBL-3030-30-RO	30w 30d 30h	\$6,640
	ROL-TBL-3636-30-RO	36w 36d 30h	\$6,917
	ROL-TBL-4242-30-RO	42w 42d 30h	\$7,268
	ROL-TBL-4848-30-RO	48w 48d 30h	\$7,628
	ROL-TBL-5454-30-RO	54w 54d 30h	\$8,114
	Cherry		
	ROL-TBL-3030-30-C	30w 30d 30h	\$5,660
	ROL-TBL-3636-30-C	36w 36d 30h	\$5,931
	ROL-TBL-4242-30-C	42w 42d 30h	\$6,429
	ROL-TBL-4848-30-C	48w 48d 30h	\$6,629
	ROL-TBL-5454-30-C	54w 54d 30h	\$7,113
	Maple		
	ROL-TBL-3030-30-M	30w 30d 30h	\$5,660
	ROL-TBL-3636-30-M	36w 36d 30h	\$5,931
	ROL-TBL-4242-30-M	42w 42d 30h	\$6,429
	ROL-TBL-4848-30-M	48w 48d 30h	\$6,629
	ROL-TBL-5454-30-M	54w 54d 30h	\$7,113



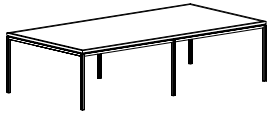
DESCRIPTION	ITEM NO	SIZE	STANDARD LIST
Rectangular Study Table with wood edgeband, Marmoleum or plastic laminate inset top and stainless steel base.	Red Oak		
	ROL-TBL-4236-30-RO	42w 36d 30h	\$7,257
	ROL-TBL-4836-30-RO	48w 36d 30h	\$7,343
	ROL-TBL-6036-30-RO	60w 36d 30h	\$7,590
	ROL-TBL-7236-30-RO	72w 36d 30h	\$7,821
	ROL-TBL-4842-30-RO	48w 42d 30h	\$7,542
	ROL-TBL-6042-30-RO	60w 42d 30h	\$7,871
	ROL-TBL-7242-30-RO	72w 42d 30h	\$8,275
	ROL-TBL-8442-30-RO	84w 42d 30h	\$8,566
	ROL-TBL-6048-30-RO	60w 48d 30h	\$7,956
	ROL-TBL-7248-30-RO	72w 48d 30h	\$8,338
	ROL-TBL-8448-30-RO	84w 48d 30h	\$8,637
	ROL-TBL-7254-30-RO	72w 54d 30h	\$8,489
	ROL-TBL-8454-30-RO	84w 54d 30h	\$8,760

Plastic laminate or Marmoleum® top standard, veneer top add 10%
 Electrical, wire management and accessories available, see electrical section for options
 Custom modifications, youth and standing heights (up to 36" high) available upon request.

STUDY TABLES



DESCRIPTION	ITEM NO	SIZE	STANDARD LIST
Rectangular Study Table with wood edgeband, Marmoleum or plastic laminate inset top, and stainless steel base.	Cherry		
	ROL-TBL-4236-30-C	42w 36d 30h	\$6,178
	ROL-TBL-4836-30-C	48w 36d 30h	\$6,349
	ROL-TBL-6036-30-C	60w 36d 30h	\$6,591
	ROL-TBL-7236-30-C	72w 36d 30h	\$6,799
	ROL-TBL-4842-30-C	48w 42d 30h	\$6,558
	ROL-TBL-6042-30-C	60w 42d 30h	\$6,871
	ROL-TBL-7242-30-C	72w 42d 30h	\$7,274
	ROL-TBL-8442-30-C	84w 42d 30h	\$7,674
	ROL-TBL-6048-30-C	60w 48d 30h	\$6,942
	ROL-TBL-7248-30-C	72w 48d 30h	\$7,327
	ROL-TBL-8448-30-C	84w 48d 30h	\$8,034
	Maple		
	ROL-TBL-4236-30-M	42w 36d 30h	\$6,178
	ROL-TBL-4836-30-M	48w 36d 30h	\$6,349
	ROL-TBL-6036-30-M	60w 36d 30h	\$6,591
	ROL-TBL-7236-30-M	72w 36d 30h	\$6,799
	ROL-TBL-4842-30-M	48w 42d 30h	\$6,558
	ROL-TBL-6042-30-M	60w 42d 30h	\$6,871
	ROL-TBL-7242-30-M	72w 42d 30h	\$7,274
ROL-TBL-8442-30-M	84w 42d 30h	\$7,699	
ROL-TBL-6048-30-M	60w 48d 30h	\$6,942	
ROL-TBL-7248-30-M	72w 48d 30h	\$7,327	
ROL-TBL-8448-30-M	84w 48d 30h	\$8,034	
ROL-TBL-7254-30-M	72w 54d 30h	\$7,462	
ROL-TBL-8454-30-M	84w 54d 30h	\$8,148	



Rectangular Study Table with wood edgeband, Marmoleum or plastic laminate inset top, 6 legs, and stainless steel base.	Red Oak		
	ROL-TBL-9648-30-RO	96w 48d 30h	\$10,443
	ROL-TBL-10848-30-RO	108w 48d 30h	\$14,131
	ROL-TBL-12048-30-RO	120w 48d 30h	\$14,336
	ROL-TBL-9654-30-RO	96w 54d 30h	\$10,581
	ROL-TBL-10854-30-RO	108w 54d 30h	\$14,421
	ROL-TBL-12054-30-RO	120w 54d 30h	\$14,715
	Cherry		
	ROL-TBL-9648-30-C	96w 48d 30h	\$9,892
	ROL-TBL-10848-30-C	108w 48d 30h	\$14,131
	ROL-TBL-12048-30-C	120w 48d 30h	\$14,336
	ROL-TBL-9654-30-C	96w 54d 30h	\$10,020
	ROL-TBL-10854-30-C	108w 54d 30h	\$14,421
	ROL-TBL-12054-30-C	120w 54d 30h	\$14,715
	Maple		
	ROL-TBL-9648-30-M	96w 48d 30h	\$9,892
	ROL-TBL-10848-30-M	108w 48d 30h	\$14,131
	ROL-TBL-12048-30-M	120w 48d 30h	\$14,336
	ROL-TBL-9654-30-M	96w 54d 30h	\$10,020
ROL-TBL-10854-30-M	108w 54d 30h	\$14,421	
ROL-TBL-12054-30-M	120w 54d 30h	\$14,715	

Plastic laminate or Marmoleum® top standard, veneer top add 10%
 Electrical, wire management and accessories available, see electrical section for options
 Custom modifications, youth and standing heights (up to 36" high) available upon request.

COUNSEL TABLES



DESCRIPTION	ITEM NO	SIZE	STANDARD LIST
Rectangular Counsel Table with wood edgeband, Marmoleum or plastic laminate inset top, and stainless steel base. Tables Comes with plastic laminate or wood veneer modesty panel	Counsel Tables		
	ROL-TBL-CORT-6036-30	60w 36d 30h	\$11,513
	ROL-TBL-CORT-7236-30	72w 36d 30	\$12,089
	ROL-TBL-CORT-8436-30	84w 36d 30h	\$12,693
	ROL-TBL-CORT-6042-30	60w 42d 30h	\$13,328
	ROL-TBL-CORT-7242-30	72w 42d 30h	\$13,995
ROL-TBL-CORT-8442-30	84w 42d 30h	\$14,694	

JUDGE BENCH



DESCRIPTION	ITEM NO	SIZE	STANDARD LIST
Rectangular Judge Bench with wood edgeband, Marmoleum or plastic laminate inset top, and stainless steel base. Bench Comes with plastic laminate or wood veneer modesty panel and top cap	Judge Bench		
	ROL-JDG-CORT-6036-42	60w 36d 42h	\$13,111
	ROL-JDG-CORT-7236-42	72w 36d 42h	\$13,767
	ROL-JDG-CORT-8436-42	84w 36d 42h	\$14,455

PODIUM



DESCRIPTION	ITEM NO	SIZE	STANDARD LIST
Podium with wood edgeband, Marmoleum or plastic laminate inset top, and stainless steel base. Podium Comes with plastic laminate or wood veneer modesty panel	Podium		
	ROL-PDM-CORT-3224-48	32w 24d 48h	\$9,745


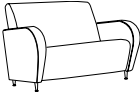
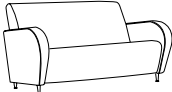
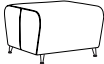
WITNESS STAND



DESCRIPTION	ITEM NO	SIZE	STANDARD LIST
Witness Stand with wood edgeband, Marmoleum or plastic laminate inset top, and stainless steel base. Bench Comes with plastic laminate or wood veneer modesty panel	Witness Stand		
	ROL-WTN-CORT-3830-33	38w 30d 33h	\$9,539



Plastic laminate or Marmoleum® top standard, veneer top add 10%
Electrical, wire management and accessories available, see electrical section for options

AGATI ROMA SEATING

ROMA	DESCRIPTION	ITEM NO	SIZE	STANDARD LIST
	Lounge Chair with upholstered arms and cast metal feet. COM requirement: 5.75 yards of 54" wide plain fabric. Contrasting Fabric: Seat and back 3.25 yards, Arms 3 yards* COL requirement: 140.3 sq. ft.*	ROM-STG-2001	35w 35d 36h 17sh 25ah	\$3,180
	Two Seat Settee with upholstered arms and cast metal feet. COM requirement: 8 yards of 54" wide plain fabric. Contrasting Fabric: Seat and back 5.75 yards, Arms 4 yards* COL requirement: 195.2 sq. ft.*	ROM-STG-2002	59w 35d 36h 17sh 25ah	\$4,069
	Three Seat Sofa with upholstered arms and cast metal feet. COM requirement: 9 yards of 54" wide plain fabric. Contrasting Fabric: Seat and back 8 yards, Arms 3.5 yards* COL requirement: 219.6 sq. ft.*	ROM-STG-2003	84w 35d 36h 17sh 25ah	\$5,059
	Ottoman, metal feet. COM requirement: 2 yards of 54" wide plain fabric. COL requirement: 48.8 sq. ft.*	ROM-OTT-1000	31w 22d 15h	\$1,738
CUSTOM OPTIONS:		ITEM NO		STANDARD LIST
	Caster Feet	OPT-CST-01	add n/c	
	Wood Arm Cap Option	OPT-ARM-CAP-ROM		\$506
	*Two tone fabric	OPT-UPH-20		\$215
	Cal 133 Fire Barrier	OPT-UPH-133	per yard	\$171
	*COL	OPT-UPH-L	Add 20%	
	Cup Holder	OPT-CUPH-01		\$308
	Tablet Arm, Rectangular or Oval Specify.	OPT-TAB-01-ROM		\$1,300
Custom wood finishes and other modifications available upon request.				



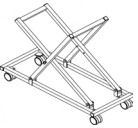
AGATI

SENSI SEATING

SENSI	DESCRIPTION	ITEM NO	SIZE	STANDARD LIST
	Side Chair, Plastic Laminate Seat and Back Bent plywood, ganging mechanism, stacks 5 high Chrome Base	SEN-STG-1000-PL-C	19.5w 21.75d 34.25h 18sh	\$897
	Clementine	2962		
	Stop Red	839		
	Mouse	928		
	Cassis	6903		
	Vibrant Green	6901		
	Spectrum Blue	851		
	Zebrano	9011		
	Maple Woodline	6925		
	Select Cherry	7759		
	Macchiato Walnut	6932		
	Sol	3209		
	White	949		
	Black	909		
		Side Chair, Wood Seat and Back, Maple Bent plywood, ganging mechanism, stacks 5 high Chrome Base	SEN-STG-1000-WD-C	19.5w 21.75d 34.25h 18sh
Wood seats and back are maple finished clear or Stained to match specifier's sample				







AGATI

SENSI

SENSI	DESCRIPTION	ITEM NO	SIZE	STANDARD LIST
	Stop Red	839	20.875w 19.25d 37.75h 29sh	\$1,105
	Mouse	928		
	Cassis	6903		
	Vibrant Green	6901		
	Spectrum Blue	851		
	Zebrano	9011		
	Maple Woodline	6925		
	Select Cherry	7759		
	Macchiato Walnut	6932		
	Sol	3209		
	White	949		
	Black	909		
	Stool, Wood Seat and Back, Maple Bent plywood, ganging mechanism	SEN-STG-1600-WD-C	20.875w 19.25d 37.75h 29sh	\$1,125
	Chrome Base			
	Wood seats and back are maple finished clear or Stained to match specifier's sample			
	Sensi Chair Dolly	SEN-STG-DOLLY	16.25w 38.5d 30.25h	\$2,997
	Collapsible Metal Cart on Casters			
	Metal Silver Finish			



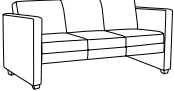


AGATI

STORAGE - METAL

STORAGE	DESCRIPTION	ITEM NO	SIZE	STANDARD LIST
	Metal Double Door Storage Cabinet two high double door, one adjustable shelf	STOR-MTL-DOOR-3018-29	30w 18d 29h	\$1,618
		STOR-MTL-DOOR-3618-29	36w 18d 29h	\$1,761
		STOR-MTL-DOOR-4218-29	42w 18d 29h	\$1,941
	Metal In-Line Open Shelf, Lateral File with Metal Top - two high open shelving, one adjustable shelf	STOR-MTL-OPN-3018-29	30w 18d 29h	\$1,267
		STOR-MTL-OPN-3618-29	36w 18d 29h	\$1,320
		STOR-MTL-OPN-4218-29	42w 18d 29h	\$1,449
	Metal In-Line Lateral File - No Top two drawer	STOR-MTL-2DWR-3018-29	30w 18d 29h	\$1,441
		STOR-MTL-2DWR-3618-29	36w 18d 29h	\$1,538
		STOR-MTL-2DWR-4218-29	42w 18d 29h	\$1,683
	Metal Lateral File with Box Drawers - two box, one file	STOR-MTL-3DWR-3018-29	30w 18d 29h	\$1,690
		STOR-MTL-3DWR-3618-29	36w 18d 29h	\$1,789
		STOR-MTL-3DWR-4218-29	42w 18d 29h	\$1,935
 	Metal Mobile Pedestal Two file drawers - with casters	STOR-MTL-2DWR-1522-27-C	15 w 22d 27h	\$903
	Three drawers - two box, one file - with casters	STOR-MTL-3DWR-1522-27-C	15 w 22d 27h	\$992
Standard finish is white, additional finishes available upon request				





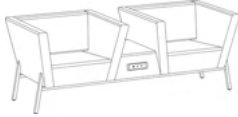
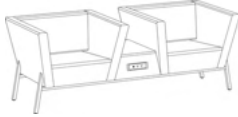


AGATI

TUXEDO SEATING

TUXEDO	DESCRIPTION	ITEM NO	SIZE	STANDARD LIST
	Lounge Chair with upholstered arms, solid wood feet. COM requirement: 4 yards of 54" wide plain fabric. Contrasting Fabric: Seat and back 2.25 yards, Arms 3 yards* COL requirement: 97.6 sq. ft.*	TUX-STG-2001	30w 32d 31h 17.5sh 25ah	\$2,651
	Two Seat Settee with upholstered arms, solid wood feet. COM requirement: 5.75 yards of 54" wide plain fabric. Contrasting Fabric: Seat and back 3.75 yards, Arms 3 yards* COL requirement: 140.3 sq. ft.*	TUX-STG-2002	53w 32d 31h 17.5sh 25ah	\$3,737
	Three Seat Sofa with upholstered arms, solid wood feet. COM requirement: 7.25 yards of 54" wide plain fabric. Contrasting Fabric: Seat and back 5.5 yards, Arms 3 yards* COL requirement: 176.9 sq. ft.*	TUX-STG-2003	76w 32d 31h 17.5sh 25ah	\$4,794
	Ottoman, solid maple feet. COM requirement: 2 yards of 54" wide plain fabric. COL requirement: 48.8 sq. ft.*	TUX-OTT-1000	21w 18d 14h	\$1,362
	CUSTOM OPTIONS: Caster Feet Metal Feet Wood Arm Cap Option Tablet Arm, Rectangle. Specify right or left mount Tablet Arm, Oval. Specify right or left mount *Two tone fabric Cal 133 Fire Barrier *COL Custom wood finishes and other modifications available upon request.	ITEM NO		STANDARD LIST
		OPT-CST-01	add n/c	
		OPT-MET-02		\$205
		OPT-ARM-CAP-TUX		\$328
		OPT-TAB-01		\$1,073
		OPT-TAB-02		\$1,073
		OPT-UPH-20		\$215
		OPT-UPH-133	per yard	\$171
		OPT-UPH-L	add 20%	

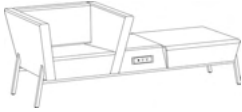

AGATI

VERA SEATING

VERA	DESCRIPTION	ITEM NO	SIZE	STANDARD LIST
	Lounge Chair with upholstered arms, Metal Base Finish: Metallic Silver	VER-STG-2001	32w 30d 30h 18sh	\$3,223
	COM requirement: 4.5 yards of 54" wide plain fabric.			
	Two Seat Settee with upholstered arms, Metal Base Finish: Metallic Silver	VER-STG-2002	74w 30d 30h 18sh	\$5,729
	COM requirement: 6.5 yards of 54" wide plain fabric.			
	Single Seat Bench Metal Base Finish: Metallic Silver	VER-STG-3001	32w 30d 18h 18sh	\$1,832
	COM requirement: 1.75 yards of 54" wide plain fabric.			
	Double Seat Bench Metal Base Finish: Metallic Silver	VER-STG-3002	74w 30d 18h 18sh	\$3,863
	COM requirement: 3 yards of 54" wide plain fabric.			
	Double Chair with Center Table Plastic Laminate Top with 3mm PVC Edge Metal Base Finish: Metallic Silver Integrated Power Module 2 Power 1 USB(2ports)	VER-STG-4001-PL	74w 30d 30h 18sh	\$8,131
	Double Chair with Center Table Quartz Top Grade 2 Silestone included in price Metal Base Finish: Metallic Silver Integrated Power Module 2 Power 1 USB A+C	VER-STG-4001-ST	74w 30d 30h 18sh	\$8,281
	COM requirement: 9 yards of 54" wide plain fabric.			
	Double Bench with Center Table Plastic Laminate Top with 3mm PVC Edge Metal Base Finish: Metallic Silver Integrated Power Module 2 Power 1 USB(2ports)	VER-STG-4002-PL	74w 30d 18h 18sh	\$5,348
	Double Bench with Center Table Quartz Top Grade 2 Silestone included in price Metal Base Finish: Metallic Silver Integrated Power Module 2 Power 1 USB A+C	VER-STG-4002-ST	74w 30d 18h 18sh	\$5,499
	COM requirement: 3.5 yards of 54" wide plain fabric.			
	CUSTOM OPTIONS:	ITEM NO		STANDARD LIST
	Cal 133 Fire Barrier	OPT-UPH-133	per yard	\$171
	*COL	OPT-UPH-L	add 20%	
	Custom wood finishes and other modifications available upon request.			








AGATI

VERA SEATING

VERA	DESCRIPTION	ITEM NO	SIZE	STANDARD LIST
	Left Facing Single Seat Chair with Single Bench and Center Table Plastic Laminate Top with 3mm PVC Edge Metal Base Finish: Metallic Silver Integrated Power Module 2 Power 1 USB A+C	VER-STG-LF-5001-PL	74w 30d 30h 18sh	\$6,740
	Left Facing Single Seat Chair Wood Veneer Top with Solid Wood Edge Quartz Top Grade 2 Silestone included in price Metal Base Finish: Metallic Silver Integrated Power Module 2 Power 1 USB A+C	VER-STG-LF-5001-ST	74w 30d 30h 18sh	\$6,890
COM requirement: 6.25 yards of 54" wide plain fabric.				
	Right Facing Single Seat Chair with Single Bench and Center Table Plastic Laminate Top with 3mm PVC Edge Metal Base Finish: Metallic Silver Integrated Power Module 2 Power 1 USB A+C	VER-STG-RF-5001-PL	74w 30d 30h 18sh	\$6,740
	Right Facing Single Seat Chair Wood Veneer Top with Solid Wood Edge Quartz Top Grade 2 Silestone included in price Metal Base Finish: Metallic Silver Integrated Power Module 2 Power 1 USB A+C	VER-STG-RF-5001-ST	74w 30d 30h 18sh	\$6,890
COM requirement: 6.25 yards of 54" wide plain fabric. COL requirement: 48.8 sq. ft.*				
CUSTOM OPTIONS:		ITEM NO		STANDARD LIST
Cat 133 Fire Barrier		OPT-UPH-133	per yard	\$171
*COL		OPT-UPH-L	add 20%	
Custom wood finishes and other modifications available upon request.				












AGATI

VERA SEATING

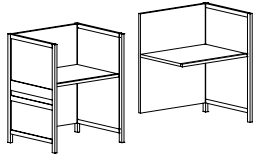
VERA	DESCRIPTION	ITEM NO	SIZE	STANDARD LIST
	Chair Side Table with Plastic Laminate Surface and 3mm PVC Edge Metal Frame Finish: Metallic Silver	VER-ACR-6001-PL	10w 20 1/4d 24aff	\$848
	Chair Side Table with Quartz Surface Grade 2 Silestone included in price Metal Frame Finish: Metallic Silver	VER-ACR-6001-ST	10w 20 1/4d 24aff	\$1,420
 	Chair Side Table with Plastic Laminate Surface and 3mm PVC Edge Metal Frame Finish: Metallic Silver Integrated Power Module 1 Power 1 USB(2ports) Cable Management	VER-ACR-6001-PL-EL	10w 20 1/4d 24aff	\$1,453
	Chair Side Table with Quartz Surface Grade 2 Silestone included in price Metal Frame Finish: Metallic Silver Integrated Power Module 2 Power 1 USB A+C Cable Management	VER-ACR-6001-ST-EL	10w 20 1/4d 24aff	\$1,929
	Lounge Chair Center Table with Plastic Laminate Surface and 3mm PVC edge Metal Frame Finish: Metallic Silver	VER-ACR-6003-PL	16w 20 1/4d 24aff	\$1,387
	Lounge Chair Center Table with Quartz Surface Grade 2 Silestone included in price Metal Frame Finish: Metallic Silver	VER-ACR-6003-ST	16w 20 1/4d 24aff	\$1,831
	Lounge Chair Center Table with Plastic Laminate Surface and 3mm PVC edge Integrated Power Module 2 Power 1 USB A+C Cable Management Metal Frame Finish: Metallic Silver	VER-ACR-6003-PL-EL	16w 20 1/4d 24aff	\$1,823
	Lounge Chair Center Table with Quartz Surface Grade 2 Silestone included in price Integrated Power Module 2 Power 1 USB(2ports) Cable Management Metal Frame Finish: Metallic Silver	VER-ACR-6003-ST-EL	16w 20 1/4d 24aff	\$2,210
	Bench Center Table with Plastic Laminate Surface and 3mm PVC edge Metal Frame Finish: Metallic Silver	VER-ACR-6004-PL	16w 20 1/4d 18aff	\$1,256
	Bench Center Table with Quartz Surface Grade 2 Silestone included in price Metal Frame Finish: Metallic Silver	VER-ACR-6004-ST	16w 20 1/4d 18aff	\$1,807
	Bench Center Table with Plastic Laminate Surface and 3mm PVC edge Integrated Power Module 2 Power 1 USB A+C Cable Management Metal Frame Finish: Metallic Silver	VER-ACR-6004-PL-EL	16w 20 1/4d 18aff	\$1,800
	Bench Center Table with Quartz Surface Grade 2 Silestone included in price Integrated Power Module 2 Power 1 USB(2ports) Cable Management Metal Frame Finish: Metallic Silver	VER-ACR-6004-ST-EL	16w 20 1/4d 18aff	\$2,198

AGATI

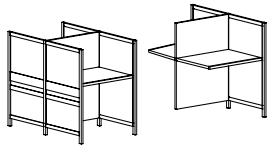
VISTA BENCH

VISTA	DESCRIPTION	ITEM NO	SIZE	STANDARD LIST
	Upholstered Bench, tapered on two sides with 4 metal leg COM requirement: 3 yards of 54" wide plain fabric.	VIS-STG-36	36w 24d 19sh	\$2,396
		VIS-STG-48	48w 24d 19sh	\$2,396
	COM requirement: 3.75 yards of 54" wide plain fabric.	VIS-STG-72	72w 24d 19sh	\$4,091
		VIS-STG-96	96w 24d 19sh	\$4,258
				
	COM requirement: 5.5 yards of 54" wide plain fabric.			
	Add-on upholstered Bench, tapered on one sides with 4 metal leg Bench attaches to 4 connecting bolts on one sides COM requirement: 2.75 yards of 54" wide plain fabric.	VIS-STG-AD-24	24w 24d 19sh	\$1,998
		VIS-STG-AD-48	48w 24d 19sh	\$2,478
				
	COM requirement: 3.75 yards of 54" wide plain fabric.	VIS-STG-AD-72	72w 24d 19sh	\$3,422
				
	COM requirement: 4.75 yards of 54" wide plain fabric.			
	Middle upholstered Bench, straight on two sides with 4 metal leg Bench attaches to 4 connecting bolts on two sides COM requirement: 4.75 yards of 54" wide plain fabric.	VIS-STG-MD-48	48w 24d 19sh	\$2,560
		VIS-TBL-2422-12	24w 22d 12h	\$1,975
	Plastic laminate connection table bolts between benches Tables connects with 4 bolts on each side			
		VIS-TBL-4822-12	48w 22d 12h	\$3,559
		VIS-TBL-4822-12-L-RF	48w 22d 12h	\$3,559
	Plastic laminate connection table bolts between benches to create L shape Tables connects with 4 bolts on each side			
		VIS-TBL-4822-12-L-LF	48w 22d 12h	\$3,559
				
	CUSTOM OPTIONS:	ITEM NO	STANDARD LIST	
	Cal 133 Fire Barrier	OPT-UPH-133	per yard	\$171
	*COL	OPT-UPH-L	add 20%	
	Custom wood finishes and other modifications available upon request.			
	Electrical, wire management and accessories available, see electrical section for options			

PANEL CARRELS



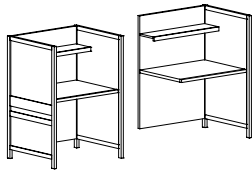
DESCRIPTION	ITEM NO	SIZE	STANDARD LIST	
Single Faced, One Person Study Carrel with Marmoleum or plastic laminate top, solid wood edge band.	Red Oak			
	Starter	WIL-CRL-STR-3630-48-RO	36w 31d 48h	\$8,051
	Adder	WIL-CRL-ADR-3530-48-RO	35w 31d 48h	\$7,134
	Starter	WIL-CRL-STR-4230-48-RO	42w 31d 48h	\$8,132
	Adder	WIL-CRL-ADR-4130-48-RO	41w 31d 48h	\$7,201
	Starter	WIL-CRL-STR-4830-48-RO	48w 31d 48h	\$8,232
	Adder	WIL-CRL-ADR-4730-48-RO	47w 31d 48h	\$7,315
	Cherry			
	Starter	WIL-CRL-STR-3630-48-C	36w 31d 48h	\$8,493
	Adder	WIL-CRL-ADR-3530-48-C	35w 31d 48h	\$7,543
	Starter	WIL-CRL-STR-4230-48-C	42w 31d 48h	\$8,641
	Adder	WIL-CRL-ADR-4130-48-C	41w 31d 48h	\$7,595
	Starter	WIL-CRL-STR-4830-48-C	48w 31d 48h	\$8,769
	Adder	WIL-CRL-ADR-4730-48-C	47w 31d 48h	\$7,657
	Maple			
	Starter	WIL-CRL-STR-3630-48-M	36w 31d 48h	\$8,256
	Adder	WIL-CRL-ADR-3530-48-M	35w 31d 48h	\$7,305
	Starter	WIL-CRL-STR-4230-48-M	42w 31d 48h	\$8,360
Adder	WIL-CRL-ADR-4130-48-M	41w 31d 48h	\$7,357	
Starter	WIL-CRL-STR-4830-48-M	48w 31d 48h	\$8,470	
Adder	WIL-CRL-ADR-4730-48-M	47w 31d 48h	\$7,410	



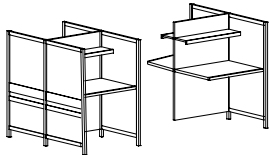
Double Faced, Two Person Study Carrel with Marmoleum or plastic laminate top, solid wood edge band.	Red Oak			
	Starter	WIL-CRL-STR-3660-48-RO	36w 60d 48h	\$14,777
	Adder	WIL-CRL-ADR-3560-48-RO	35w 60d 48h	\$13,027
	Starter	WIL-CRL-STR-4260-48-RO	42w 60d 48h	\$14,853
	Adder	WIL-CRL-ADR-4160-48-RO	41w 60d 48h	\$13,132
	Starter	WIL-CRL-STR-4860-48-RO	48w 60d 48h	\$14,924
	Adder	WIL-CRL-ADR-4760-48-RO	47w 60d 48h	\$13,431
	Cherry			
	Starter	WIL-CRL-STR-3660-48-C	36w 60d 48h	\$15,527
	Adder	WIL-CRL-ADR-3560-48-C	35w 60d 48h	\$13,807
	Starter	WIL-CRL-STR-4260-48-C	42w 60d 48h	\$15,604
	Adder	WIL-CRL-ADR-4160-48-C	41w 60d 48h	\$13,878
	Starter	WIL-CRL-STR-4860-48-C	48w 60d 48h	\$15,880
	Adder	WIL-CRL-ADR-4760-48-C	47w 60d 48h	\$13,969
	Maple			
	Starter	WIL-CRL-STR-3660-48-M	36w 60d 48h	\$15,009
	Adder	WIL-CRL-ADR-3560-48-M	35w 60d 48h	\$13,260
	Starter	WIL-CRL-STR-4260-48-M	42w 60d 48h	\$15,157
	Adder	WIL-CRL-ADR-4160-48-M	41w 60d 48h	\$13,351
	Starter	WIL-CRL-STR-4860-48-M	48w 60d 48h	\$15,233
	Adder	WIL-CRL-ADR-4760-48-M	47w 60d 48h	\$13,446

Plastic laminate or Marmoleum® top standard, veneer top add 10%
 Electrical, wire management and accessories available, see electrical section for options
 Custom modifications, youth and standing heights available upon request.

PANEL CARRELS



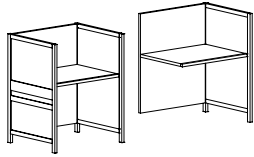
DESCRIPTION	ITEM NO	SIZE	STANDARD LIST	
Single Faced, One Person Study Carrel with Marmoleum or plastic laminate top, and solid wood edgeband. Featuring overhead shelf.	Red Oak			
	Starter	WIL-CRL-STR-3630-54-RO	36w 31d 54h	\$10,009
	Adder	WIL-CRL-ADR-3530-54-RO	35w 31d 54h	\$8,878
	Starter	WIL-CRL-STR-4230-54-RO	42w 31d 54h	\$10,081
	Adder	WIL-CRL-ADR-4130-54-RO	41w 31d 54h	\$9,016
	Starter	WIL-CRL-STR-4830-54-RO	48w 31d 54h	\$10,233
	Adder	WIL-CRL-ADR-4730-54-RO	47w 31d 54h	\$9,239
	Cherry			
	Starter	WIL-CRL-STR-3630-54-C	36w 31d 54h	\$10,409
	Adder	WIL-CRL-ADR-3530-54-C	35w 31d 54h	\$9,149
	Starter	WIL-CRL-STR-4230-54-C	42w 31d 54h	\$10,485
	Adder	WIL-CRL-ADR-4130-54-C	41w 31d 54h	\$9,263
	Starter	WIL-CRL-STR-4830-54-C	48w 31d 54h	\$10,632
	Adder	WIL-CRL-ADR-4730-54-C	47w 31d 54h	\$9,506
	Maple			
	Starter	WIL-CRL-STR-3630-54-M	36w 31d 54h	\$10,147
	Adder	WIL-CRL-ADR-3530-54-M	35w 31d 54h	\$9,030



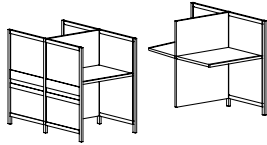
Double Faced, Two Person Study Carrel with Marmoleum or plastic laminate top, and solid wood edgeband. Featuring overhead shelf.	Red Oak			
	Starter	WIL-CRL-STR-3660-54-RO	36w 60d 54h	\$17,994
	Adder	WIL-CRL-ADR-3560-54-RO	35w 60d 54h	\$15,409
	Starter	WIL-CRL-STR-4260-54-RO	42w 60d 54h	\$18,104
	Adder	WIL-CRL-ADR-4160-54-RO	41w 60d 54h	\$15,513
	Starter	WIL-CRL-STR-4860-54-RO	48w 60d 54h	\$18,222
	Adder	WIL-CRL-ADR-4760-54-RO	47w 60d 54h	\$15,670
	Cherry			
	Starter	WIL-CRL-STR-3660-54-C	36w 60d 54h	\$18,902
	Adder	WIL-CRL-ADR-3560-54-C	35w 60d 54h	\$15,931
	Starter	WIL-CRL-STR-4260-54-C	42w 60d 54h	\$19,030
	Adder	WIL-CRL-ADR-4160-54-C	41w 60d 54h	\$16,046
	Starter	WIL-CRL-STR-4860-54-C	48w 60d 54h	\$19,230
	Adder	WIL-CRL-ADR-4760-54-C	47w 60d 54h	\$16,193
	Maple			
	Starter	WIL-CRL-STR-3660-54-M	36w 60d 54h	\$18,284
	Adder	WIL-CRL-ADR-3560-54-M	35w 60d 54h	\$15,527
	Starter	WIL-CRL-STR-4260-54-M	42w 60d 54h	\$18,412
	Adder	WIL-CRL-ADR-4160-54-M	41w 60d 54h	\$15,670
	Starter	WIL-CRL-STR-4860-54-M	48w 60d 54h	\$18,560
	Adder	WIL-CRL-ADR-4760-54-M	47w 60d 54h	\$15,789

Plastic laminate or Marmoleum® top standard, veneer top add 10%
 Electrical, wire management and accessories available, see electrical section for options
 Custom modifications, youth and standing heights available upon request.

PANEL CARRELS



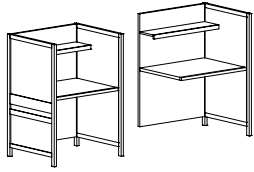
DESCRIPTION	ITEM NO	SIZE	STANDARD LIST	
Single Faced, One Person Study Carrel with Marmoleum or plastic laminate top, solid wood edge band.	Red Oak			
	Starter	WIL-CRL-STR-3630-48-RO	36w 30d 48h	\$8,051
	Adder	WIL-CRL-ADR-3530-48-RO	35w 30d 48h	\$7,134
	Starter	WIL-CRL-STR-4230-48-RO	42w 30d 48h	\$8,132
	Adder	WIL-CRL-ADR-4130-48-RO	41w 30d 48h	\$7,201
	Starter	WIL-CRL-STR-4830-48-RO	48w 30d 48h	\$8,232
	Adder	WIL-CRL-ADR-4730-48-RO	47w 30d 48h	\$7,315
	Cherry			
	Starter	WIL-CRL-STR-3630-48-C	36w 30d 48h	\$8,493
	Adder	WIL-CRL-ADR-3530-48-C	35w 30d 48h	\$7,543
	Starter	WIL-CRL-STR-4230-48-C	42w 30d 48h	\$8,641
	Adder	WIL-CRL-ADR-4130-48-C	41w 30d 48h	\$7,595
	Starter	WIL-CRL-STR-4830-48-C	48w 30d 48h	\$8,769
	Adder	WIL-CRL-ADR-4730-48-C	47w 30d 48h	\$7,657
	Maple			
	Starter	WIL-CRL-STR-3630-48-M	36w 30d 48h	\$8,256
	Adder	WIL-CRL-ADR-3530-48-M	35w 30d 48h	\$7,305
	Starter	WIL-CRL-STR-4230-48-M	42w 30d 48h	\$8,360
Adder	WIL-CRL-ADR-4130-48-M	41w 30d 48h	\$7,357	
Starter	WIL-CRL-STR-4830-48-M	48w 30d 48h	\$8,470	
Adder	WIL-CRL-ADR-4730-48-M	47w 30d 48h	\$7,410	



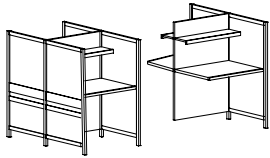
DESCRIPTION	ITEM NO	SIZE	STANDARD LIST	
Double Faced, Two Person Study Carrel with Marmoleum or plastic laminate top, solid wood edge band.	Red Oak			
	Starter	WIL-CRL-STR-3660-48-RO	36w 60d 48h	\$14,777
	Adder	WIL-CRL-ADR-3560-48-RO	35w 60d 48h	\$13,027
	Starter	WIL-CRL-STR-4260-48-RO	42w 60d 48h	\$14,853
	Adder	WIL-CRL-ADR-4160-48-RO	41w 60d 48h	\$13,132
	Starter	WIL-CRL-STR-4860-48-RO	48w 60d 48h	\$14,924
	Adder	WIL-CRL-ADR-4760-48-RO	47w 60d 48h	\$13,431
	Cherry			
	Starter	WIL-CRL-STR-3660-48-C	36w 60d 48h	\$15,527
	Adder	WIL-CRL-ADR-3560-48-C	35w 60d 48h	\$13,807
	Starter	WIL-CRL-STR-4260-48-C	42w 60d 48h	\$15,604
	Adder	WIL-CRL-ADR-4160-48-C	41w 60d 48h	\$13,878
	Starter	WIL-CRL-STR-4860-48-C	48w 60d 48h	\$15,680
	Adder	WIL-CRL-ADR-4760-48-C	47w 60d 48h	\$13,969
	Maple			
	Starter	WIL-CRL-STR-3660-48-M	36w 60d 48h	\$15,009
	Adder	WIL-CRL-ADR-3560-48-M	35w 60d 48h	\$13,260
	Starter	WIL-CRL-STR-4260-48-M	42w 60d 48h	\$15,157
	Adder	WIL-CRL-ADR-4160-48-M	41w 60d 48h	\$13,351
	Starter	WIL-CRL-STR-4860-48-M	48w 60d 48h	\$15,233
	Adder	WIL-CRL-ADR-4760-48-M	47w 60d 48h	\$13,446

Plastic laminate or Marmoleum® top standard, veneer top add 10%
 Electrical, wire management and accessories available, see electrical section for options
 Custom modifications, youth and standing heights available upon request.

PANEL CARRELS



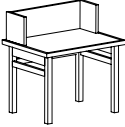
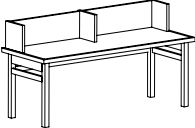
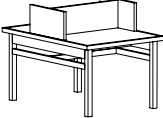
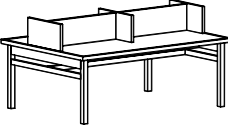
DESCRIPTION	ITEM NO	SIZE	STANDARD LIST	
Single Faced, One Person Study Carrel with Marmoleum or plastic laminate top, and solid wood edgeband. Featuring overhead shelf.	Red Oak			
	Starter	WIL-CRL-STR-3630-54-RO	36w 30d 54h	\$10,009
	Adder	WIL-CRL-ADR-3530-54-RO	35w 30d 54h	\$8,878
	Starter	WIL-CRL-STR-4230-54-RO	42w 30d 54h	\$10,081
	Adder	WIL-CRL-ADR-4130-54-RO	41w 30d 54h	\$9,016
	Starter	WIL-CRL-STR-4830-54-RO	48w 30d 54h	\$10,233
	Adder	WIL-CRL-ADR-4730-54-RO	47w 30d 54h	\$9,239
	Cherry			
	Starter	WIL-CRL-STR-3630-54-C	36w 30d 54h	\$10,409
	Adder	WIL-CRL-ADR-3530-54-C	35w 30d 54h	\$9,149
	Starter	WIL-CRL-STR-4230-54-C	42w 30d 54h	\$10,485
	Adder	WIL-CRL-ADR-4130-54-C	41w 30d 54h	\$9,263
	Starter	WIL-CRL-STR-4830-54-C	48w 30d 54h	\$10,632
	Adder	WIL-CRL-ADR-4730-54-C	47w 30d 54h	\$9,506
	Maple			
	Starter	WIL-CRL-STR-3630-54-M	36w 30d 54h	\$10,147
	Adder	WIL-CRL-ADR-3530-54-M	35w 30d 54h	\$9,030



DESCRIPTION	ITEM NO	SIZE	STANDARD LIST	
Double Faced, Two Person Study Carrel with Marmoleum or plastic laminate top, and solid wood edgeband. Featuring overhead shelf.	Red Oak			
	Starter	WIL-CRL-STR-3660-54-RO	36w 60d 54h	\$17,994
	Adder	WIL-CRL-ADR-3560-54-RO	35w 60d 54h	\$15,409
	Starter	WIL-CRL-STR-4260-54-RO	42w 60d 54h	\$18,104
	Adder	WIL-CRL-ADR-4160-54-RO	41w 60d 54h	\$15,513
	Starter	WIL-CRL-STR-4860-54-RO	48w 60d 54h	\$18,222
	Adder	WIL-CRL-ADR-4760-54-RO	47w 60d 54h	\$15,670
	Cherry			
	Starter	WIL-CRL-STR-3660-54-C	36w 60d 54h	\$18,902
	Adder	WIL-CRL-ADR-3560-54-C	35w 60d 54h	\$15,931
	Starter	WIL-CRL-STR-4260-54-C	42w 60d 54h	\$19,030
	Adder	WIL-CRL-ADR-4160-54-C	41w 60d 54h	\$16,046
	Starter	WIL-CRL-STR-4860-54-C	48w 60d 54h	\$19,230
	Adder	WIL-CRL-ADR-4760-54-C	47w 60d 54h	\$16,193
	Maple			
	Starter	WIL-CRL-STR-3660-54-M	36w 60d 54h	\$18,284
	Adder	WIL-CRL-ADR-3560-54-M	35w 60d 54h	\$15,527
	Starter	WIL-CRL-STR-4260-54-M	42w 60d 54h	\$18,412
	Adder	WIL-CRL-ADR-4160-54-M	41w 60d 54h	\$15,670
	Starter	WIL-CRL-STR-4860-54-M	48w 60d 54h	\$18,560
	Adder	WIL-CRL-ADR-4760-54-M	47w 60d 54h	\$15,789

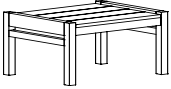
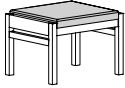
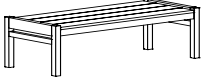
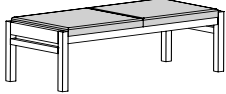
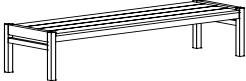
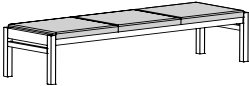
Plastic laminate or Marmoleum® top standard, veneer top add 10%
 Electrical, wire management and accessories available, see electrical section for options
 Custom modifications, youth and standing heights available upon request.

TABLE CARREL

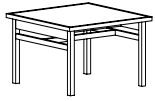
	DESCRIPTION	ITEM NO	SIZE	STANDARD LIST	
	One Person Table Carrel with Marmoleum or plastic laminate top, wood edge, and wood veneer surround. Note: 36" w table is not ADA compliant.	Red Oak			
		WIL-TBL-CRL-3632-45-RO	36w 32d 45h	\$8,432	
		WIL-TBL-CRL-4232-45-RO	42w 32d 45h	\$8,508	
		WIL-TBL-CRL-4832-45-RO	48w 32d 45h	\$8,693	
		Cherry			
		WIL-TBL-CRL-3632-45-C	36w 32d 45h	\$8,859	
		WIL-TBL-CRL-4232-45-C	42w 32d 45h	\$8,950	
		WIL-TBL-CRL-4832-45-C	48w 32d 45h	\$9,140	
		Maple			
		WIL-TBL-CRL-3632-45-M	36w 32d 45h	\$8,584	
		WIL-TBL-CRL-4232-45-M	42w 32d 45h	\$8,674	
		WIL-TBL-CRL-4832-45-M	48w 32d 45h	\$8,845	
	Two Person, Single Faced Table Carrel Marmoleum or plastic laminate top, wood edge, and wood veneer surround.	Red Oak			
		WIL-TBL-CRL-7232-45-RO	72w 32d 45h	\$10,931	
		WIL-TBL-CRL-8432-45-RO	84w 32d 45h	\$11,188	
		WIL-TBL-CRL-9632-45-RO	96w 32d 45h	\$11,326	
		Cherry			
		WIL-TBL-CRL-7232-45-C	72w 32d 45h	\$11,492	
		WIL-TBL-CRL-8432-45-C	84w 32d 45h	\$11,754	
		WIL-TBL-CRL-9632-45-C	96w 32d 45h	\$11,901	
		Maple			
		WIL-TBL-CRL-7232-45-M	72w 32d 45h	\$11,122	
		WIL-TBL-CRL-8432-45-M	84w 32d 45h	\$11,416	
		WIL-TBL-CRL-9632-45-M	96w 32d 45h	\$11,583	
	Two Person, Double Faced Table Carrel Marmoleum or plastic laminate top, wood edge, and wood veneer surround.	Red Oak			
		WIL-TBL-CRL-3660-45-RO	36w 60d 45h	\$9,686	
		WIL-TBL-CRL-4260-45-RO	42w 60d 45h	\$9,867	
		WIL-TBL-CRL-4860-45-RO	48w 60d 45h	\$9,976	
		Cherry			
		WIL-TBL-CRL-3660-45-C	36w 60d 45h	\$10,409	
		WIL-TBL-CRL-4260-45-C	42w 60d 45h	\$10,632	
		WIL-TBL-CRL-4860-45-C	48w 60d 45h	\$10,746	
		Maple			
		WIL-TBL-CRL-3660-45-M	36w 60d 45h	\$10,076	
		WIL-TBL-CRL-4260-45-M	42w 60d 45h	\$10,276	
		WIL-TBL-CRL-4860-45-M	48w 60d 45h	\$10,371	
	Four Person, Double Faced Table Carrel Marmoleum or plastic laminate top, wood edge, and wood veneer surround.	Red Oak			
		WIL-TBL-CRL-7260-45-RO	72w 60d 45h	\$13,142	
		WIL-TBL-CRL-8460-45-RO	84w 60d 45h	\$13,393	
		WIL-TBL-CRL-9660-45-RO	96w 60d 45h	\$13,584	
		Cherry			
		WIL-TBL-CRL-7260-45-C	72w 60d 45h	\$14,087	
		WIL-TBL-CRL-8460-45-C	84w 60d 45h	\$14,335	
		WIL-TBL-CRL-9660-45-C	96w 60d 45h	\$14,605	
		Maple			
		WIL-TBL-CRL-7260-45-M	72w 60d 45h	\$13,550	
		WIL-TBL-CRL-8460-45-M	84w 60d 45h	\$13,821	
		WIL-TBL-CRL-9660-45-M	96w 60d 45h	\$14,073	
Plastic laminate or Marmoleum® top standard, veneer top add 10% Electrical, wire management and accessories available, see electrical section for options Custom modifications, youth and standing heights available upon request.					

AGATI

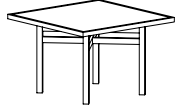
WILLIAMS--SEATING - Special Collection

WILLIAMS	DESCRIPTION	ITEM NO	SIZE	STANDARD LIST
 	Single Seat Bench, end slat detail, wood seat Standard Wood is Maple Beech Cherry and Oak Upon Request	WIL-STG-1520-28	28w 22d 19sh	\$2,890
	Single Seat Bench, end slat detail, upholstered seat Standard Wood is Maple Beech Cherry and Oak Upon Request	WIL-STG-1522-28	28w 22d 19sh	\$2,510
COM requirement: 1 yard of 54" wide plain fabric. COL requirement: 18 sq. ft.				
 	Double Seat Bench, end slat detail, wood seat Standard Wood is Maple Beech Cherry and Oak Upon Request	WIL-STG-1520-52	52w 22d 19sh	\$3,583
	Double Seat Bench, end slat detail, upholstered seat Standard Wood is Maple Beech Cherry and Oak Upon Request	WIL-STG-1522-52	52w 22d 19sh	\$3,481
COM requirement: 1.75 yards of 54" wide plain fabric. COL requirement: 31.5 sq. ft.				
 	Triple Seat Bench, end slat detail, wood seat Standard Wood is Maple Beech Cherry and Oak Upon Request	WIL-STG-1520-76	76w 22d 19sh	\$3,748
	Triple Seat Bench, end slat detail, upholstered seat Standard Wood is Maple Beech Cherry and Oak Upon Request	WIL-STG-1522-76	76w 22d 19sh	\$4,373
COM requirement: 2 . 2 5 yards of 54" wide plain fabric. COL requirement: 40.5 sq. ft.				
CUSTOM OPTIONS:		ITEM NO	STANDARD LIST	
Cal 133 Fire Barrier- per yard		OPT-UPH-133	\$171	
Custom wood finishes and modifications upon request.				

STUDY TABLES



DESCRIPTION	ITEM NO	SIZE	STANDARD LIST
Square Study Table with plastic laminate or Marmoleum top with wood edge band and wood legs.	Red Oak		
	WIL-TBL-4242-30-RO	42w 42d 30h	\$8,905
	WIL-TBL-4848-30-RO	48w 48d 30h	\$8,717
	WIL-TBL-5454-30-RO	54w 54d 30h	\$9,121
	WIL-TBL-6060-30-RO	60w 60d 30h	\$9,567
	Cherry		
	WIL-TBL-4242-30-C	42w 42d 30h	\$9,182
	WIL-TBL-4848-30-C	48w 48d 30h	\$9,330
	WIL-TBL-5454-30-C	54w 54d 30h	\$11,378
	WIL-TBL-6060-30-C	60w 60d 30h	\$10,200
	Maple		
	WIL-TBL-4242-30-M	42w 42d 30h	\$8,944
WIL-TBL-4848-30-M	48w 48d 30h	\$8,931	
WIL-TBL-5454-30-M	54w 54d 30h	\$9,306	
WIL-TBL-6060-30-M	60w 60d 30h	\$9,753	



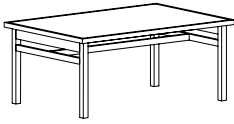
Square Study Table with plastic laminate or Marmoleum top with wood edge band and X-base , and wood legs. Note: Table is not ADA compliant.	Red Oak		
	WIL-TBX-4848-30-RO	48w 48d 30h	\$8,550
	WIL-TBX-5454-30-RO	54w 54d 30h	\$9,140
	Cherry		
	WIL-TBX-4848-30-C	48w 48d 30h	\$8,797
	WIL-TBX-5454-30-C	54w 54d 30h	\$10,299
	WIL-TBX-6060-30-C	60w 60d 30h	\$10,223
	Maple		
	WIL-TBX-4848-30-M	48w 48d 30h	\$8,584
	WIL-TBX-5454-30-M	54w 54d 30h	\$9,330



Round Study Table with plastic laminate or Marmoleum top with wood edge band and X-base, and wood legs. Note: Table is not ADA compliant.	Red Oak		
	WIL-TBX-48-30-RO	48 Dia. 30h	\$9,292
	WIL-TBX-54-30-RO	54 Dia. 30h	\$9,330
	WIL-TBX-60-30-RO	60 Dia. 30h	\$9,710
	Cherry		
	WIL-TBX-48-30-C	48 Dia. 30h	\$9,591
	WIL-TBX-54-30-C	54 Dia. 30h	\$9,886
	WIL-TBX-60-30-C	60 Dia. 30h	\$10,337
	Maple		
	WIL-TBX-48-30-M	48 Dia. 30h	\$9,349
	WIL-TBX-54-30-M	54 Dia. 30h	\$9,515
	WIL-TBX-60-30-M	60 Dia. 30h	\$9,886

Plastic laminate or Marmoleum® top standard, veneer top add 10%
 Electrical, wire management and accessories available, see electrical section for options
 Custom modifications, youth and standing heights available upon request.

STUDY TABLES



DESCRIPTION	ITEM NO	SIZE	STANDARD LIST	
Rectangular Study Table with plastic laminate or Marmoleum top with wood edgeband, and wood legs,	Red Oak			
	WIL-TBL-4836-30-RO	48w 36d 30h	\$7,733	
	WIL-TBL-6036-30-RO	60w 36d 30h	\$7,985	
	WIL-TBL-7236-30-RO	72w 36d 30h	\$8,170	
	WIL-TBL-6042-30-RO	60w 42d 30h	\$8,622	
	WIL-TBL-7242-30-RO	72w 42d 30h	\$8,769	
	WIL-TBL-8442-30-RO	84w 42d 30h	\$9,140	
	WIL-TBL-9642-30-RO	96w 42d 30h	\$9,591	
	WIL-TBL-6048-30-RO	60w 48d 30h	\$8,717	
	WIL-TBL-7248-30-RO	72w 48d 30h	\$9,449	
	WIL-TBL-8448-30-RO	84w 48d 30h	\$9,686	
	WIL-TBL-9648-30-RO	96w 48d 30h	\$10,432	
	WIL-TBL-10848-30-RO	108w 48d 30h	\$10,561	
	WIL-TBL-8454-30-RO	84w 54d 30h	\$10,328	
	WIL-TBL-9654-30-RO	96w 54d 30h	\$10,537	
	WIL-TBL-10854-30-RO	108w 54d 30h	\$10,860	
	WIL-TBL-12054-30-RO	120w 54d 30h	\$11,663	
	WIL-TBL-8460-30-RO	84w 60d 30h	\$10,770	
	WIL-TBL-9660-30-RO	96w 60d 30h	\$10,979	
	WIL-TBL-10860-30-RO	108w 60d 30h	\$11,606	
	WIL-TBL-12060-30-RO	120w 60d 30h	\$11,816	
	Cherry			
	WIL-TBL-4836-30-C	48w 36d 30h	\$8,061	
	WIL-TBL-6036-30-C	60w 36d 30h	\$8,484	
	WIL-TBL-7236-30-C	72w 36d 30h	\$8,622	
	WIL-TBL-6042-30-C	60w 42d 30h	\$9,106	
	WIL-TBL-7242-30-C	72w 42d 30h	\$9,368	
	WIL-TBL-8442-30-C	84w 42d 30h	\$9,701	
WIL-TBL-9642-30-C	96w 42d 30h	\$10,166		
WIL-TBL-6048-30-C	60w 48d 30h	\$9,054		
WIL-TBL-7248-30-C	72w 48d 30h	\$9,938		
WIL-TBL-8448-30-C	84w 48d 30h	\$10,219		
WIL-TBL-9648-30-C	96w 48d 30h	\$11,022		
WIL-TBL-10848-30-C	108w 48d 30h	\$11,155		
WIL-TBL-8454-30-C	84w 54d 30h	\$11,098		
WIL-TBL-9654-30-C	96w 54d 30h	\$11,335		
WIL-TBL-10854-30-C	108w 54d 30h	\$11,701		
WIL-TBL-12054-30-C	120w 54d 30h	\$12,552		
WIL-TBL-8460-30-C	84w 60d 30h	\$11,659		
WIL-TBL-9660-30-C	96w 60d 30h	\$11,920		
WIL-TBL-10860-30-C	108w 60d 30h	\$12,581		
WIL-TBL-12060-30-C	120w 60d 30h	\$12,837		
Maple				
WIL-TBL-4836-30-M	48w 36d 30h	\$7,804		
WIL-TBL-6036-30-M	60w 36d 30h	\$8,061		
WIL-TBL-7236-30-M	72w 36d 30h	\$8,360		
WIL-TBL-6042-30-M	60w 42d 30h	\$8,769		
WIL-TBL-7242-30-M	72w 42d 30h	\$8,916		
WIL-TBL-8442-30-M	84w 42d 30h	\$9,292		
WIL-TBL-9642-30-M	96w 42d 30h	\$9,853		
WIL-TBL-6048-30-M	60w 48d 30h	\$8,931		
WIL-TBL-7248-30-M	72w 48d 30h	\$9,596		
WIL-TBL-8448-30-M	84w 48d 30h	\$9,867		
WIL-TBL-9648-30-M	96w 48d 30h	\$10,642		
WIL-TBL-10848-30-M	108w 48d 30h	\$10,775		
WIL-TBL-8454-30-M	84w 54d 30h	\$10,722		
WIL-TBL-9654-30-M	96w 54d 30h	\$10,946		
WIL-TBL-10854-30-M	108w 54d 30h	\$11,297		
WIL-TBL-12054-30-M	120w 54d 30h	\$12,134		
WIL-TBL-8460-30-M	84w 60d 30h	\$11,217		
WIL-TBL-9660-30-M	96w 60d 30h	\$11,450		
WIL-TBL-10860-30-M	108w 60d 30h	\$12,096		
WIL-TBL-12060-30-M	120w 60d 30h	\$12,334		

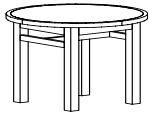
Plastic laminate or Marmoleum® top standard, veneer top add 10%
 Electrical, wire management and accessories available, see electrical section for options
 Custom modifications, youth and standing heights available upon request.

AGATI

WILLIAMS COLLECTION--TABLES

OCCASIONAL TABLES

DESCRIPTION	ITEM NO	SIZE	STANDARD LIST
-------------	---------	------	---------------



Round Occasional Table

Red Oak


WIL-TBL-OCC-24-18-RO	24 Dia. 18h	\$3,441
WIL-TBL-OCC-30-18-RO	30 Dia. 18h	\$4,094
WIL-TBL-OCC-36-18-RO	36 Dia. 18h	\$4,861
WIL-TBL-OCC-24-21-RO	24 Dia. 21h	\$3,617
WIL-TBL-OCC-30-21-RO	30 Dia. 21h	\$4,299
WIL-TBL-OCC-36-21-RO	36 Dia. 21h	\$5,105

Cherry

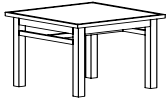
WIL-TBL-OCC-24-18-C	24 Dia. 18h	\$3,578
WIL-TBL-OCC-30-18-C	30 Dia. 18h	\$4,270
WIL-TBL-OCC-36-18-C	36 Dia. 18h	\$5,060
WIL-TBL-OCC-24-21-C	24 Dia. 21h	\$3,754
WIL-TBL-OCC-30-21-C	30 Dia. 21h	\$4,486
WIL-TBL-OCC-36-21-C	36 Dia. 21h	\$5,327

Maple

WIL-TBL-OCC-24-18-M	24 Dia. 18h	\$3,651
WIL-TBL-OCC-30-18-M	30 Dia. 18h	\$4,327
WIL-TBL-OCC-36-18-M	36 Dia. 18h	\$5,117
WIL-TBL-OCC-24-21-M	24 Dia. 21h	\$3,839
WIL-TBL-OCC-30-21-M	30 Dia. 21h	\$4,549
WIL-TBL-OCC-36-21-M	36 Dia. 21h	\$5,372



Square Occasional Table



Red Oak

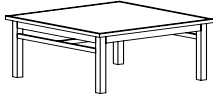
WIL-TBL-OCC-2424-18-RO	24w 24d 18h	\$2,482
WIL-TBL-OCC-3030-18-RO	30w 30d 18h	\$2,873
WIL-TBL-OCC-3636-18-RO	36w 36d 18h	\$3,390
WIL-TBL-OCC-2424-21-RO	24w 24d 21h	\$2,607
WIL-TBL-OCC-3030-21-RO	30w 30d 21h	\$3,004
WIL-TBL-OCC-3636-21-RO	36w 36d 21h	\$3,561

Cherry

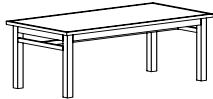
WIL-TBL-OCC-2424-18-C	24w 24d 18h	\$2,601
WIL-TBL-OCC-3030-18-C	30w 30d 18h	\$3,010
WIL-TBL-OCC-3636-18-C	36w 36d 18h	\$3,561
WIL-TBL-OCC-2424-21-C	24w 24d 21h	\$2,726
WIL-TBL-OCC-3030-21-C	30w 30d 21h	\$3,157
WIL-TBL-OCC-3636-21-C	36w 36d 21h	\$3,748

Maple

WIL-TBL-OCC-2424-18-M	24w 24d 18h	\$2,709
WIL-TBL-OCC-3030-18-M	30w 30d 18h	\$3,101
WIL-TBL-OCC-3636-18-M	36w 36d 18h	\$3,646
WIL-TBL-OCC-2424-21-M	24w 24d 21h	\$2,839
WIL-TBL-OCC-3030-21-M	30w 30d 21h	\$3,248
WIL-TBL-OCC-3636-21-M	36w 36d 21h	\$3,822



Rectangular Occasional Table



Red Oak

WIL-TBL-OCC-3024-18-RO	30w 24d 18h	\$2,885
WIL-TBL-OCC-3624-18-RO	36w 24d 18h	\$3,032
WIL-TBL-OCC-4824-18-RO	48w 24d 18h	\$3,339
WIL-TBL-OCC-3024-21-RO	30w 24d 21h	\$3,015
WIL-TBL-OCC-3624-21-RO	36w 24d 21h	\$3,197
WIL-TBL-OCC-4824-21-RO	48w 24d 21h	\$3,515

Cherry


WIL-TBL-OCC-3024-18-C	30w 24d 18h	\$3,049
WIL-TBL-OCC-3624-18-C	36w 24d 18h	\$3,231
WIL-TBL-OCC-4824-18-C	48w 24d 18h	\$3,526
WIL-TBL-OCC-3024-21-C	30w 24d 21h	\$3,203
WIL-TBL-OCC-3624-21-C	36w 24d 21h	\$3,385
WIL-TBL-OCC-4824-21-C	48w 24d 21h	\$3,691

Maple

WIL-TBL-OCC-3024-18-M	30w 24d 18h	\$3,135
WIL-TBL-OCC-3624-18-M	36w 24d 18h	\$3,305
WIL-TBL-OCC-4824-18-M	48w 24d 18h	\$3,600
WIL-TBL-OCC-3024-21-M	30w 24d 21h	\$3,299
WIL-TBL-OCC-3624-21-M	36w 24d 21h	\$3,458
WIL-TBL-OCC-4824-21-M	48w 24d 21h	\$3,776

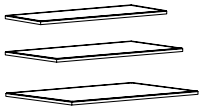
Veneer top standard, plastic laminate or Marmoleum® add 15%.
Custom modifications upon request.

END PANELS



DESCRIPTION	ITEM NO	SIZE	STANDARD LIST
Single Faced End Panel Up to 66" high (h)	Red Oak WIL-EP-SF-1266-RO	12w 66h 1.25th	\$2,255
Up to 90" high (h)	WIL-EP-SF-1290-RO	12w 90h 1.25th	\$2,307
Double Faced End Panel Up to 66" high (h)	WIL-EP-DF-2466-RO	24w 66h 1.25th	\$3,050
Up to 90" high (h)	WIL-EP-DF-2490-RO	24w 90h 1.25th	\$3,206
Single Faced End Panel Up to 66" high (h)	Cherry WIL-EP-SF-1266-C	12w 66h 1.25th	\$2,402
Up to 90" high (h)	WIL-EP-SF-1290-C	12w 90h 1.25th	\$2,497
Double Faced End Panel Up to 66" high (h)	WIL-EP-DF-2466-C	24w 66h 1.25th	\$3,357
Up to 90" high (h)	WIL-EP-DF-2490-C	24w 90h 1.25th	\$3,530
Single Faced End Panel Up to 66" high (h)	Maple WIL-EP-SF-1266-M	12w 66h 1.25th	\$2,333
Up to 90" high (h)	WIL-EP-SF-1290-M	12w 90h 1.25th	\$2,411
Double Faced End Panel Up to 66" high (h)	WIL-EP-DF-2466-M	24w 66h 1.25th	\$3,184
Up to 90" high (h)	WIL-EP-DF-2490-M	24w 90h 1.25th	\$3,318

TOP CAPS



Single Faced Width Top Cap Priced per foot length (l)	Red Oak WIL-TC-SF-12xx-RO	12w xdl 1.25th	\$277 per linear foot
Double Faced Width Top Cap Priced per foot length (l)	WIL-TC-DF-24xx-RO	24w xdl 1.25th	\$354 per linear foot
File Cabinet Width Top Cap Priced per foot length (l)	WIL-TC-FC-36xx-RO	36w xdl 1.25th	\$488 per linear foot
Single Faced Width Top Cap Priced per foot length (l)	Cherry WIL-TC-SF-12xx-C	12w xdl 1.25th	\$294 per linear foot
Double Faced Width Top Cap Priced per foot length (l)	WIL-TC-DF-24xx-C	24w xdl 1.25th	\$372 per linear foot
File Cabinet Width Top Cap Priced per foot length (l)	WIL-TC-FC-36xx-C	36w xdl 1.25th	\$553 per linear foot
Single Faced Width Top Cap Priced per foot length (l)	Maple WIL-TC-SF-12xx-M	12w xdl 1.25th	\$285 per linear foot
Double Faced Width Top Cap Priced per foot length (l)	WIL-TC-DF-24xx-M	24w xdl 1.25th	\$363 per linear foot
File Cabinet Width Top Cap Priced per foot length (l)	WIL-TC-FC-36xx-M	36w xdl 1.25th	\$514 per linear foot

FILLER STRIP MOULDING

Filler Strip Moulding Small--Finished filler strip	PRM-FLLR-3-3-96	8 ft. lengths	\$946 per 8 ft. length
Filler Strip Moulding Large--Finished filler strip	PRM-FLLR-6-3-96	8 ft. lengths	\$1,417 per 8 ft. length

Plastic laminate or Marmoleum® top standard, veneer top add 10%
Custom modifications upon request.











POWER AND DATA ACCESS

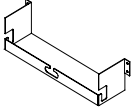

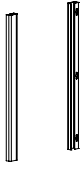



	DESCRIPTION	ITEM NO	SIZE	STANDARD LIST
	3" Plastic Round Grommet Grommet comes with cap and sleeve.	ELEC-PGRM-RD-35-BK	Black	\$429
		ELEC-PGRM-RD-35-BR	Brown	\$229
		ELEC-PGRM-RD-35-DG	Grey	\$229
		ELEC-PGRM-RD-35-WH	White	\$229
		ELEC-PGRM-RD-35-PT	Putty	\$229
		ELEC-PGRM-RD-35-PC	Polished Chrome	\$291
		ELEC-PGRM-RD-35-SC	Satin Chrome	\$291
	3" Metal Round Grommet Grommet comes with cap and sleeve.	ELEC-MGRM-MMS-PC	Polished Chrome	\$458
		ELEC-MGRM-MMS-SC	Satin Chrome	\$458
		ELEC-MGRM-MMS-SN	Satin Nickel	\$458
		ELEC-MGRM-MMS-BC	Black Chrome	\$458
		ELEC-MGRM-MMS-PB	Polished Brass	\$458
		ELEC-MGRM-MMS-EA	English Antique	\$458
		ELEC-MGRM-MMS-MB	Matte Black	\$458
	6.5" x 3" Plastic Elliptical Grommet Grommet comes with cap and sleeve.	ELEC-PGMR-PE-BL	Black	\$235
		ELEC-PGMR-PE-BR	Brown	\$235
		ELEC-PGMR-PE-GR	Grey	\$235
		ELEC-PGMR-PE-WH	White	\$235
		ELEC-PGMR-PE-PU	Putty	\$235
	4-3/4" x 4-3/4" Square Metal Grommet Grommet comes with cap and sleeve.	ELEC-MGMR-SM-SA	Satin Aluminum	\$304
	4-3/4" x 9-1/2" Rectangular Metal Grommet Grommet comes with cap and sleeve.	ELEC-MGMR-RM-SA	Satin Aluminum	\$360
	Gooseneck Condenser Microphone Black - mute button with light indicator	ELEC-GSN-MIC-12	12"	\$353
		ELEC-GSN-MIC-18	18"	\$353
	Dean - mounted on work surface 2 Power Units	ELEC-DEAN-OS-BK-2P	Black	\$276
		ELEC-DEAN-OS-DGR-2P	Dark Gray	\$276
		ELEC-DEAN-OS-GR-2P	Gray	\$276
		ELEC-DEAN-OS-WH-2P	White	\$276
	1 Power Unit & (1) 2-Port Charging USB	ELEC-DEAN-OS-BK-1U1P	Black	\$365
		ELEC-DEAN-OS-DGR-1U1P	Dark Gray	\$365
		ELEC-DEAN-OS-GR-1U1P	Gray	\$365
		ELEC-DEAN-OS-WH-1U1P	White	\$365
	3 Power Units	ELEC-DEAN-OS-BK-3P	Black	\$286
		ELEC-DEAN-OS-DGR-3P	Dark Gray	\$286
		ELEC-DEAN-OS-GR-3P	Gray	\$286
		ELEC-DEAN-OS-WH-3P	White	\$286
	2 Power Unit & (2) 2-Port Charging USB	ELEC-DEAN-OS-BK-2U2P	Black	\$501
		ELEC-DEAN-OS-DGR-2U2P	Dark Gray	\$501
		ELEC-DEAN-OS-GR-2U2P	Gray	\$501
		ELEC-DEAN-OS-WH-2U2P	White	\$501
	Dean - mounted in work surface 2 Power Units	ELEC-DEAN-IS-BK-2P	Black	\$524
		ELEC-DEAN-IS-DGR-2P	Dark Gray	\$524
		ELEC-DEAN-IS-GR-2P	Gray	\$483
		ELEC-DEAN-IS-WH-2P	White	\$483
	1 Power Unit & (1) 2-Port Charging USB	ELEC-DEAN-IS-BK-1U1P	Black	\$613
		ELEC-DEAN-IS-DGR-1U1P	Dark Gray	\$613
		ELEC-DEAN-IS-GR-1U1P	Gray	\$613
		ELEC-DEAN-IS-WH-1U1P	White	\$613
	3 Power Units	ELEC-DEAN-IS-BK-3P	Black	\$533
		ELEC-DEAN-IS-DGR-3P	Dark Gray	\$533
		ELEC-DEAN-IS-GR-3P	Gray	\$533
		ELEC-DEAN-IS-WH-3P	White	\$533
	2 Power Unit & (2) 2-Port Charging USB	ELEC-DEAN-IS-BK-2U2P	Black	\$718
		ELEC-DEAN-IS-DGR-2U2P	Dark Gray	\$718
		ELEC-DEAN-IS-GR-2U2P	Gray	\$723
		ELEC-DEAN-IS-WH-2U2P	White	\$718








*NOTE: All units priced above are plug set with a 72" cord. If you need a 120" cord or hardwired unit please call for pricing.

Units are available with both power receptacles and data ports. AGATI does not supply or install data jacks and cables but the unit is designed to accept a wide range of data jacks. All hardwire connection to the main building are by others. Specify all power and/or data on order.

POWER AND DATA ACCESS

	DESCRIPTION	ITEM NO	SIZE	STANDARD LIST
	MHO - Surface Mount 1 Power & 1 USB Unit Single Sided	ELEC-MHO-1.1-P-USB-AA ELEC-MHO-1.1-P-USB-BK	Anodized Aluminum Black	\$722 \$835
	MHO - Surface Mount 2 Power & 2 USB Units Single Sided	ELEC-MHO2.2-P-USB-AA ELEC-MHO2.2-P-USB-BK	Anodized Aluminum Black	\$846 \$966
	(See note below)*			
 	M2X - Surface Mount 1 Power & 1 USB Unit each side Double Sided	ELEC-M2X1.1-P-USB-AA ELEC-M2X1.1-P-USB-BK	Anodized Aluminum Black	\$1,225 \$1,458
	M2X - Surface Mount 2 Power & 2 USB Units each side Double Sided	ELEC-M2X2.2-P-USB-AA ELEC-M2X2.2-P-USB-BK	Anodized Aluminum Black	\$1,478 \$1,726
	M2X - Surface Mount 3 Power & 3 USB Units each side Double Sided	ELEC-M2X3.3-P-USB-AA ELEC-M2X3.3-P-USB-BK	Anodized Aluminum Black	\$1,940 \$2,256
	(See note below)*			
	Axil-Z - mounted flat in work surface, waterproof outlets. (See note below)*	ELEC-AXILZ-4PWR-WH	White	\$647
	4 Power Outlets	ELEC-AXILZ-4PWR-BK	Black	\$769
	4 Power & 1 USB	ELEC-AXILZ-4P-USB-BK	Black	\$909
	1 Power & 1 Data Unit	ELEC-AXILZ-P-D-WH ELEC-AXILZ-P-D-BK	White Black	\$525 \$610
	2 Power & 2 USB Units	ELEC-AXILZ-2P-2USB-BK-BK ELEC-AXILZ-2P-2USB-BK-AA	Gloss Black with Black Aluminum with Black	\$834 \$745
	1 Power & 1 USB Unit	ELEC-AXILZ-1P-1USB-BK-AA ELEC-AXILZ-1P-1USB-WH	Aluminum with Black White	\$623 \$624
	Waterproof Outlets, mounted flat in work surface.			
	Hemisphere - Surface Mount 2 Power & 1 USB	ELEC-SPHERE-2PWR-1USB-BK	Black	\$527
	(See note below)*			
	Corner Power Column 3 Power Outlets	ELEC-CPC-BK	Black	\$495
	(See note below)*			
	Node - Surface Mount 2 Power	ELEC-NODE-2-PWR-WH ELEC-NODE-2-PWR-BK ELEC-NODE-2-PWR-MS	White Black Silver	\$443 \$443 \$443
	1 Power and 1 USB	ELEC-NODE-1.1-P-USB-WH ELEC-NODE-1.1-P-USB-BK ELEC-NODE-1.1-P-USB-MS	White Black Silver	\$539 \$539 \$539
		(See note below)*		
	Wireless Charging - Surface Mount			
	Plastic Wireless Charging Puck	ELEC-QHS-BK	Black	\$316
	Mixed Charging Pad - Contains: 1 Power, 1 Dual USB A+C, 2 charging pads	ELEC-HQ2-IS-1U1P2W-BK ELEC-HQ2-IS-1U1P2W-WH	Black White	\$646 \$646
<p>*NOTE: All units priced above are plug set with a 72" cord. If you need a 120" cord or hardwired unit please call for pricing.</p> <p>This unit is recessed into the work surface and is available with both power receptacles, USB and data openings. AGATI does not supply or install data jack and cable but the unit is designed to accept a wide range of data jacks. All hardwire connection to the main building are by others. Specify all power or power and data or power and USB on order.</p>				

CABLE MANAGEMENT	DESCRIPTION	ITEM NO	SIZE	STANDARD LIST
	Half Shell Wire Tray Installs below works surface to catch access cables.			
	Back Mount Top Mount	ELEC-HSWT-BM-BK ELEC-HSWT-TM-BK	Powdercoat Powdercoat	\$129 \$129
	Wire Chase Leg Option for Antrim and Elements collections with powdercoat finish to match.	ELEC-WCL-ANT-RL ELEC-WCL-ANT-SL	Round Leg Square Leg	\$1,197 \$1,197
	<p>Note: Only available for Antrim and Elements Collection. Allows for cord sets and 2 circuit hardwire conduit to run through the leg while be concealed by a spring hinged door.</p>			
	Veneer Wrapped Wire Channel	ELEC-VWVC-RO ELEC-VWVC-C ELEC-VWVC-M	Red Oak Cherry Maple	\$280 \$280 \$280
	Roland Brushed Stainless	ELEC-WCL-ROL-BS		\$610
<p>Note: Channel has a metal housing with key slots for attaching to a vertical surface and is finished with veneer to match. Agati determines length. Powder coat finish upon request.</p>				
	Slinky Cable Manager Allows for flexibility while concealing cables running to floor.			
	Round profile for hardwired cables	ELEC-SLINKY-RD-BK ELEC-SLINKY-RD-SIL	Black Silver	\$177 \$177
	Square Profile for plug set cables	ELEC-SLINKY-SQ-BK ELEC-SLINKY-SQ-MS	Black Metallic Silver	\$207 \$207
<p>*Standing height tables require two slinkies</p>				
	Vinyl Wire Management	Black	ELEC-VWM-24-BL ELEC-VWM-36-BL ELEC-VWM-48-BL	24w 36w 48w
		Grey	ELEC-VWM-24-GR ELEC-VWM-36-GR ELEC-VWM-48-GR	24w 36w 48w
	Veneer Wrapped Wire Chimney	Red Oak Cherry Maple	ELEC-VWVCH-RO ELEC-VWVCH-C ELEC-VWVCH-M	\$2,160 \$2,160 \$2,160
	Metal Chimney	ELEC-MWC		\$942
	Corner Power Wire Chase Available for study carrels Maple	ELEC-WCC-CRL-M		\$2,057
	Manifest Wire Chase	ELEC-WCL-MFT-BS	24"	\$120



MONITOR AND KEYBOARD SUPPORT		DESCRIPTION	ITEM NO	SIZE	STANDARD LIST
		Folding Monitor Arm with fixed links, two-piece low-profile clamp and post.	ELEC-M4-MONT-ARM-ADJ		\$1,243
		Dual Folding Monitor Arm with fixed links, two-piece low-profile clamp and post.	ELEC-M4-MONT-2ARM-ADJ		\$1,761
		Folding Monitor Arm Slim profile with spring mechanism that is thinner, lighter and easier to maneuver than traditional monitor arms.	ELEC-M2-MONT-ARM-ADJ		\$658
		Mflex Single Monitor- MF21SB12	ELEC-MFLEX-MONT-ARM-ADJ		\$929
		Keyboard Support Set without sliding track	ELEC-RG16-KEYBRD-BK	Black	\$533
		Keyboard Support Set with sliding track	ELEC-RG18-KEYBRD-BK	Black	\$533
		Keyboard Support Set with sliding track	ELEC-RG22-KEYBRD-BK	Black	\$555
		CPU Holder with (CPU600-BK) retractable under desk track (Fits CPU's 3.5" to 9" wide by 12" to 20" high. Max CPU weight 50 lbs.	ELEC-CPU600-BK		\$459
		CPU Holder with (CPU555-BK) retractable under desk track (Fits CPU's 3" to 9.5" wide by 12" to 22" high. Max CPU weight 70 lbs.	ELEC-CPU555-BK		\$361
		4-Trak Power System- 1 Duplex-2 Power	Priced per stal ELEC-4TRAK-STA-BK	Black	\$335
		8-Trak Power System *Manifest collection must use 8-trak power	Priced per stal ELEC-8TRAK-STA-BK	Black	\$567
		Compact Plug-In Outlet Power Strip 4 or 6 outlets, 6' or 15' cord.	ELEC-UL101-4-BC ELEC-UL101-4-BD	6' Cord Set 15' Cord Set	\$129 \$248
			ELEC-UL206-6-BC ELEC-UL206-6-BD	6' Cord Set 15' Cord Set	\$204 \$327
		Task Light Comes with a T5 lamp, 8' cord. Choose black or white, length.	ELEC-UT-081321-21-WH ELEC-UT-081321-24-WH ELEC-UT-081321-33-WH ELEC-UT-081321-42-WH	White White White White	\$355 \$355 \$370 \$459
			ELEC-UT-081321-21-BK ELEC-UT-081321-24-BK ELEC-UT-081321-33-BK ELEC-UT-081321-42-BK	Black Black Black Black	\$355 \$355 \$370 \$459
		LEDTL-6 Task Light Solid aluminum alloy base Dimmable Adjustable angle 0-90 degrees Finishes: white, black, or silver	ELEC-UT-LEDTL6-TASK-12 ELEC-UT-LEDTL6-TASK-20 ELEC-UT-LEDTL6-TASK-24 ELEC-UT-LEDTL6-TASK-32 ELEC-UT-LEDTL6-TASK-40	12" 20" 24" 32" 40"	\$178 \$216 \$233 \$296 \$334
		LEDTL-7 Task Light Solid aluminum alloy base Frosted diffuser - softer light & eliminates hot spots Integrated power supply On/off rocker switch	ELEC-UT-LEDTL7-TASK-12 ELEC-UT-LEDTL7-TASK-18 ELEC-UT-LEDTL7-TASK-24 ELEC-UT-LEDTL7-TASK-36 ELEC-UT-LEDTL7-TASK-48 ELEC-UT-LEDTL7-TASK-60	12" 18" 24" 36" 48" 60"	\$255 \$184 \$211 \$283 \$345 \$422
		*Daisy chain components available Connector	OPT-LEDTL6-DCW OPT-LEDTL6-DCC		\$10 \$8
		Table Mounted Raceraill Light 300K LED Finish: Clear adonized aluminum	ELEC-TML-LED-RR-36 ELEC-TML-LED-RR-48 ELEC-TML-LED-RR-60	36" 48" 60"	\$3,778 \$3,950 \$4,126
		NOTE: 72, 84, 96 options - light has intermediate arm	ELEC-TML-LED-RR-72 ELEC-TML-LED-RR-84 ELEC-TML-LED-RR-96	72" 84" 96"	\$5,984 \$7,855 \$6,327

AGATI


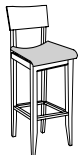
Special Collections

AGATI

BAJA SEATING - Special Collections




BAJA	DESCRIPTION	ITEM NO	SIZE	STANDARD LIST
 	Arm chair, wood seat	BAJ-STG-1001	21w 23d 32h 17sh 26ah	\$1,646
	Arm chair, upholstered seat	BAJ-STG-1003	21w 23d 32h 17sh 26ah	\$1,564
	Maple only*			
	COM requirement: 1 yard of 54" wide plain fabric per two chairs (seat only)			
	COM requirement: 1.5 yards of 54" wide plain fabric per two chairs (seat and back)			
	COL requirement: 18 sq. ft. per two chairs			

ADDITIONAL OPTIONS:	ITEM NO	STANDARD LIST
Laser Etching	OPT-LAS-01	\$170
Inlay	OPT-INL-01	per project
Cal 133 Fire Barrier- per yard	OPT-UPH-133	per yard
Book Rack	OPT-BKRK-01	\$256
Kneeler (COM 1 yd. per two chairs)	OPT-KNLR-01	\$317
Custom wood finishes and modifications upon request.		

BAJA STOOL	DESCRIPTION	ITEM NO	SIZE	STANDARD LIST
 	High Stool, wood seat and back	BAJ-STG-1600	18w 23d 44h 30sh	\$1,783
	High Stool, upholstered seat, wood back	BAJ-STG-1602	18w 23d 44h 30sh	\$1,667
	Counter Stool, wood seat and back	BAJ-STG-1650	18w 23d 38h 24sh	\$1,783
	Counter Stool, upholstered seat, wood back	BAJ-STG-1652	18w 23d 38h 24sh	\$1,659
	*Maple Only			
	COM requirement: 1 yard of 54" wide plain fabric for each chair.			
	COL requirement: 18 sq. ft. per two chairs.			

AGATI





CURTIS SEATING - Special Collections

CURTIS PANEL BACK	DESCRIPTION	ITEM NO	SIZE	STANDARD LIST
 	Panel Back Side Chair, wood seat Standard Wood is Maple Beech Cherry and Oak Upon Request 100 Chair Minimum Order	CUR-STG-1000	20.5w 22.5d 37h 18sh	\$1,653
	Panel Back Side Chair, upholstered seat Standard Wood is Maple Beech Cherry and Oak Upon Request 100 Chair Minimum Order COM: .75 yard of 54" wide fabric per two chairs COL: 13.5 sq. ft. per two chairs	CUR-STG-1002	20.5w 22.5d 37h 18.5sh	\$1,630
 	Panel Back Arm Chair, wood seat Standard Wood is Maple Beech Cherry and Oak Upon Request 100 Chair Minimum Order	CUR-STG-1001	20.5w 22.5d 37h 18sh 27ah	\$1,789
	Panel Back Arm Chair, upholstered seat Standard Wood is Maple Beech Cherry and Oak Upon Request 100 Chair Minimum Order COM: .75 yard of 54" wide fabric per two chairs COL: 13.5 sq. ft. per two chairs	CUR-STG-1003	20.5w 22.5d 37h 18.5sh 27ah	\$1,817
ADDITIONAL OPTIONS:				
Laser Etching	OPT-LAS-01			\$170
Inlay	OPT-INL-01		per project	
Cal 133 Fire Barrier -per yard	OPT-UPH-133		per yard	\$171
Book Rack	OPT-BKRK-01			\$256
Custom wood finishes and modifications upon request.				

AGATI

CURTIS SEATING - Special Collections





CURTIS LADDER BACK

	DESCRIPTION	ITEM NO	SIZE	STANDARD LIST
	Ladder Back Side Chair, wood seat	CUR-STG-1004	20.5w 22.5d 37h 18sh	\$1,471
	Standard Wood is Maple Beech Cherry and Oak Upon Request 100 Chair Minimum Order			
	Ladder Back Side Chair, upholstered seat	CUR-STG-1006	20.5w 22.5d 37h 18.5sh	\$1,437
	Standard Wood is Maple Beech Cherry and Oak Upon Request 100 Chair Minimum Order COM: .75 yard of 54" wide fabric per two chairs COL: 13.5 sq. ft. per two chairs			
	Ladder Back Arm Chair, wood seat	CUR-STG-1005	20.5w 22.5d 37h 18sh 27ah	\$1,653
	Standard Wood is Maple Beech Cherry and Oak Upon Request 100 Chair Minimum Order			
	Ladder Back Arm Chair, upholstered seat	CUR-STG-1007	20.5w 22.5d 37h 18.5sh 27ah	\$1,630
	Standard Wood is Maple Beech Cherry and Oak Upon Request 100 Chair Minimum Order COM: .75 yard of 54" wide fabric per two chairs COL: 13.5 sq. ft. per two chairs			
	ADDITIONAL OPTIONS:	ITEM NO		STANDARD LIST
	Laser Etching	OPT-LAS-01		\$170
	Inlay	OPT-INL-01	per project	
	Cal 133 Fire Barrier - per yard	OPT-UPH-133	per yard	\$171
	Book Rack	OPT-BKRR-01		\$256

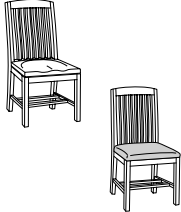
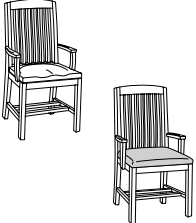

Custom wood finishes and modifications upon request.

AGATI

DELLA --SEATING - Special Collections

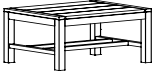
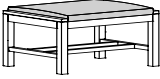



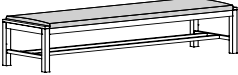
DELLA	DESCRIPTION	ITEM NO	SIZE	STANDARD LIST
 	Side Chair, wood seat Standard Wood is Maple Beech Cherry and Oak Upon Request 100 Chair Minimum Order	DLA-STG-1000	20w 21d 31.75h 18sh	\$1,424
	Side Chair, upholstered seat Standard Wood is Maple Beech Cherry and Oak Upon Request 100 Chair Minimum Order COM requirement: .75 yard of 54" wide plain fabric per two chairs. COL requirement: 13.5 sq. ft. per two chairs.	DLA-STG-1002	20w 21d 31.75h 18sh	\$1,424
 	Stacking Chair, wood seat Standard Wood is Maple Beech Cherry and Oak Upon Request 100 Chair Minimum Order	DLA-STG-5000	20w 21d 31.75h 18sh	\$1,424
	Stacking Chair, upholstered seat Standard Wood is Maple Beech Cherry and Oak Upon Request 100 Chair Minimum Order COM requirement: .75 yard of 54" wide plain fabric per two chairs. COL requirement: 13.5 sq. ft. per two chairs.	DLA-STG-5002	20w 21d 31.75h 18sh	\$1,424
ADDITIONAL OPTIONS:				
Laser Etching	OPT-LAS-01			\$170
Inlay	OPT-INL-01		per project	
Cal 133 Fire Barrier- per yard	OPT-UPH-133		per yard	\$171
Book Rack	OPT-BKRK-01			\$256
Kneeler (COM 1 yd. per two chairs)	OPT-KNLR-01			\$317
Tablet Arm	OPT-TAB-01			\$1,073
Specify right arm facing or left arm facing.				
Custom wood finishes and modifications upon request.				

AGATI**DEPAUL--SEATING - Special Collections**

DEPAUL	DESCRIPTION	ITEM NO	SIZE	STANDARD LIST
	Side Chair, wood seat Standard Wood is Maple Beech Cherry and Oak Upon Request 100 Chair Minimum Order	DEP-STG-1000	18w 21.5d 39h 18sh	\$1,564
	Side Chair, upholstered seat Standard Wood is Maple Beech Cherry and Oak Upon Request 100 Chair Minimum Order COM requirement: .75 yard of 54" wide plain fabric per two chairs. COL requirement: 13.5 sq. ft. per two chairs.	DEP-STG-1002	18w 21.5d 39h 18sh	\$1,564
	Arm Chair, wood seat Standard Wood is Maple Beech Cherry and Oak Upon Request 100 Chair Minimum Order	DEP-STG-1001	24w 22.5d 39h 18sh 26ah	\$1,749
	Arm Chair, upholstered seat Standard Wood is Maple Beech Cherry and Oak Upon Request 100 Chair Minimum Order COM requirement: .75 yard of 54" wide plain fabric per two chairs. COL requirement: 13.5 sq. ft. per two chairs.	DEP-STG-1003	24w 22.5d 39h 18sh 26ah	\$1,749
	Stacking Chair, wood seat Standard Wood is Maple No minimum order with Maple Beech Cherry and Oak Upon Request 100 Chair Minimum Order Chairs Can Stack 4 High	DEP-STG-5000	18w 21.5d 39h 18sh	\$1,597
	Stacking Chair, upholstered seat Standard Wood is Maple No minimum order with Maple Beech Cherry and Oak Upon Request 100 Chair Minimum Order Chairs Can Stack 4 High COM requirement: .75 yard of 54" wide plain fabric per two chairs. COL requirement: 13.5 sq. ft. per two chairs.	DEP-STG-5002	18w 21.5d 39h 18sh	\$1,507
ADDITIONAL OPTIONS:		ITEM NO	STANDARD LIST	
Laser Etching		OPT-LAS-01		\$170
Inlay		OPT-INL-01	per project	
Cal 133 Fire Barrier- per yard		OPT-UPH-133	per yard	\$171
Book Rack		OPT-BKRR-01		\$256
Kneeler (COM 1 yd. per two chairs)		OPT-KNLR-01		\$317
Tablet Arm		OPT-TAB-01		\$1,073
Specify right arm facing or left arm facing.				
Custom wood finishes and modifications upon request.				

AGATI

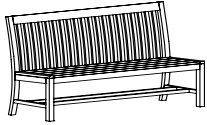
DEPAUL--SEATING - Special Collections

DEPAUL	DESCRIPTION	ITEM NO	SIZE	STANDARD LIST
	Single Seat Bench with wood seat. Standard Wood is Maple Beech Cherry and Oak Upon Request	DEP-STG-1520-28	28w 22d 19h	\$2,890
	Single Seat Bench with upholstered seat. Standard Wood is Maple Beech Cherry and Oak Upon Request	DEP-STG-1522-28	28w 22d 19h	\$2,510
	COM requirement: 1 yard of 54" wide plain fabric. COL requirement: 18 sq. ft.			
	Double Seat Bench with wood seat. Standard Wood is Maple Beech Cherry and Oak Upon Request	DEP-STG-1520-52	52w 22d 19h	\$3,583
	Double Seat Bench with with upholstered seat. Standard Wood is Maple Beech Cherry and Oak Upon Request	DEP-STG-1522-52	52w 22d 19h	\$3,481
	COM requirement: 1.75 yards of 54" wide plain fabric. COL requirement: 45 sq. ft.			
	Triple Seat Bench with wood seat. Standard Wood is Maple Beech Cherry and Oak Upon Request	DEP-STG-1520-76	76w 22d 19h	\$3,748
	Triple Seat Bench with upholstered seat. Standard Wood is Maple Beech Cherry and Oak Upon Request	DEP-STG-1522-76	76w 22d 19h	\$4,373
	COM requirement: 2.5 yards of 54" wide plain fabric. COL requirement: 31.5 sq. ft.			
	CUSTOM OPTIONS:	ITEM NO		STANDARD LIST
	Cal 133 Fire Barrier-per yard	OPT-UPH-133		\$171
	Custom wood finishes and modifications upon request.			

AGATI

DEPAUL--SEATING - Special Collections

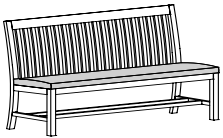
DEPAUL ARMLESS BACK BENCH



DESCRIPTION	ITEM NO	SIZE	STANDARD LIST
Armless Bench with Back, wood seat. Standard Wood is Maple Beech Cherry and Oak Upon Request	DEP-STG-1500-49	49w 22d 39h 18sh	\$10,057
Armless Bench with Back, wood seat. Standard Wood is Maple Beech Cherry and Oak Upon Request	DEP-STG-1500-60	60w 22d 39h 18sh	\$10,057
Armless Bench with Back, wood seat. Standard Wood is Maple Beech Cherry and Oak Upon Request	DEP-STG-1500-72	72w 22d 39h 18sh	\$13,016
Armless Bench with Back, wood seat. red oak	DEP-STG-1500-84	84w 22d 39h 18sh	\$13,016

*NOTE: Bench lengths are nominal.

DEPAUL ARMLESS BACK BENCH - UPHOLSTERED SEAT



Armless Bench with Back, upholstered seat. Standard Wood is Maple Beech Cherry and Oak Upon Request COM requirement: 1.75 yards of 54" wide plain fabric. COL requirement: 31.5 sq. ft.	DEP-STG-1502-49	49w 22d 39h 18sh	\$9,722
Armless Bench with Back, upholstered seat. Standard Wood is Maple Beech Cherry and Oak Upon Request COM requirement: 2 yards of 54" wide plain fabric. COL requirement: 36 sq. ft.	DEP-STG-1502-60	60w 22d 39h 18sh	\$9,722
Armless Bench with Back, upholstered seat. Standard Wood is Maple Beech Cherry and Oak Upon Request COM requirement: 2.5 yards of 54" wide plain fabric. COL requirement: 45 sq. ft.	DEP-STG-1502-72	72w 22d 39h 18sh	\$12,879
Armless Back Bench, upholstered seat. Standard Wood is Maple Beech Cherry and Oak Upon Request COM requirement: 3.5 yards of 54" wide plain fabric. COL requirement: 63 sq. ft.	DEP-STG-1502-84	84w 22d 39h 18sh	\$12,879


CUSTOM OPTIONS:	ITEM NO	STANDARD LIST
Laser Etching	OPT-LAS-01	\$170
Cal 133 Fire Barrier	OPT-UPH-133	\$171

Custom wood finishes and modifications upon request.

AGATI

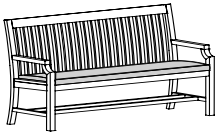
DEPAUL--SEATING - Special Collections

DEPAUL BACK BENCH with ARMS



DESCRIPTION	ITEM NO	SIZE	STANDARD LIST
Bench with Arms and Back, wood seat. Standard Wood is Maple Beech Cherry and Oak Upon Request	DEP-STG-1501-49	49w 22d 39h 18sh 26ah	\$10,335
Bench with Arms and Back, wood seat. Standard Wood is Maple Beech Cherry and Oak Upon Request	DEP-STG-1501-60	60w 22d 39h 18sh 26ah	\$10,335
Bench with Arms and Back, wood seat. Standard Wood is Maple Beech Cherry and Oak Upon Request	DEP-STG-1501-72	72w 22d 39h 18sh 26ah	\$13,424
Bench with Arms and Back, wood seat. Standard Wood is Maple Beech Cherry and Oak Upon Request	DEP-STG-1501-84	84w 22d 39h 18sh 26ah	\$13,424

DEPAUL BACK BENCH with ARMS - UPHOLSTERED SEAT





Bench with Arms and Back, upholstered seat. Standard Wood is Maple Beech Cherry and Oak Upon Request	DEP-STG-1503-49	49w 22d 39h 18sh 26ah	\$10,142
COM requirement: 1.75 yards of 54" wide plain fabric. COL requirement: 31.5 sq. ft.			
Bench with Arms and Back, upholstered seat. Standard Wood is Maple Beech Cherry and Oak Upon Request	DEP-STG-1503-60	60w 22d 39h 18sh 26ah	\$10,142
COM requirement: 2 yards of 54" wide plain fabric. COL requirement: 36 sq. ft.			
Bench with Arms and Back, upholstered seat. Standard Wood is Maple Beech Cherry and Oak Upon Request	DEP-STG-1503-72	72w 22d 39h 18sh 26ah	\$13,311
COM requirement: 2.5 yards of 54" wide plain fabric. COL requirement: 45 sq. ft.			
Bench with Arms and Back, upholstered seat. Standard Wood is Maple Beech Cherry and Oak Upon Request	DEP-STG-1503-84	84w 22d 39h 18sh 26ah	\$13,311
COM requirement: 3.5 yards of 54" wide plain fabric. COL requirement: 63 sq. ft.			

CUSTOM OPTIONS:	ITEM NO	STANDARD LIST
Laser Etching	OPT-LAS-01	\$170
Cal 133 Fire Barrier-per yard	OPT-UPH-133	\$171





Custom wood finishes and modifications upon request.

AGATI**DUET--SEATING - Special Collection**

DUET	DESCRIPTION	ITEM NO	SIZE	STANDARD LIST
	Stacking side Chair, wood seat Standard Wood is Maple Beech Cherry and Oak Upon Request 100 Chair Minimum Order Chairs Can Stack 4 High	DUT-STG-1000	19 1/2w 21d 32h 18sh	\$1,333
	Stacking side Chair, upholstered seat Standard Wood is Maple Beech Cherry and Oak Upon Request 100 Chair Minimum Order Chairs Can Stack 4 High COM requirement: .75 yard of 54" wide plain fabric per two chairs. COL requirement: 13.5 sq. ft. per two chairs.	DUT-STG-1002	19 1/2w 21d 32h 18sh	\$1,333
	ADDITIONAL OPTIONS:	ITEM NO		STANDARD LIST
	Laser Etching	OPT-LAS-01		\$170
	Inlay	OPT-INL-01	per project	
	Cal 133 Fire Barrier- per yard	OPT-UPH-133	per yard	\$171
	Book Rack	OPT-BKRK-01		\$256
	Kneeler (COM 1 yd. per two chairs)	OPT-KNLR-01		\$317
	Custom wood finishes and modifications upon request. Custom modifications upon request.			



AGATI

ELLA SEATING - Special Collection

ELLA LADDER BACK	DESCRIPTION	ITEM NO	SIZE	STANDARD LIST
 	Side Chair with ladder back, wood seat. Standard Wood is Maple Beech Cherry and Oak Upon Request 100 Chair Minimum Order	ELA-STG-1006	20w 24.5d 34.5h 17.75sh	\$1,811
	Side Chair with ladder back, upholstered seat. Standard Wood is Maple Beech Cherry and Oak Upon Request 100 Chair Minimum Order COM requirement: .75 yards of 54" wide plain fabric per two chairs. COL requirement: 13.5 sq. ft. per two chairs.	ELA-STG-1008	20w 24.5d 34.5h 18.5sh	\$1,811
 	Arm Chair with ladder back, wood seat Standard Wood is Maple Beech Cherry and Oak Upon Request 100 Chair Minimum Order	ELA-STG-1007	22w 24.5d 34.5h 17.75sh 26.5ah	\$1,955
	Arm Chair with ladder back, upholstered seat Standard Wood is Maple Beech Cherry and Oak Upon Request 100 Chair Minimum Order COM requirement: .75 yards of 54" wide plain fabric per two chairs. COL requirement: 13.5 sq. ft. per two chairs.	ELA-STG-1009	22w 24.5d 34.5h 18.5sh 26.5ah	\$1,955
ADDITIONAL OPTIONS:				
Laser Etching	OPT-LAS-01			\$170
Inlay	OPT-INL-01		per project	
Cal 133 Fire Barrier -per yard	OPT-JPH-133		per yard	\$171
Book Rack	OPT-BKRK-01			\$256
Kneeler (COM 1 yd. per two chairs)	OPT-KNLR-01			\$317
Custom wood finishes and modifications upon request.				






AGATI

ELLA SEATING - Special Collection

ELLA UPHOLSTERED	DESCRIPTION	ITEM NO	SIZE	STANDARD LIST
	Side Chair, upholstered seat and back Standard Wood is Maple Beech Cherry and Oak Upon Request 100 Chair Minimum Order COM requirement: 1.75 yards of 54" wide plain fabric for two chairs. COL requirement: 32 sq. ft. per two chairs.	ELA-STG-1004	20w 24.5d 34.5h 18.5sh	\$1,893
	Arm Chair, upholstered seat and back Standard Wood is Maple Beech Cherry and Oak Upon Request 100 Chair Minimum Order COM requirement: 1.75 yards of 54" wide plain fabric for two chairs. COL requirement: 32 sq. ft. per two chairs.	ELA-STG-1005	22w 24.5d 34.5h 18.5sh 26.5ah	\$2,058
ADDITIONAL OPTIONS:		ITEM NO	STANDARD LIST	
	Laser Etching	OPT-LAS-01		\$170
	Inlay	OPT-INL-01	per project	
	Cal 133 Fire Barrier -per yard	OPT-UPH-133	per yard	\$171
	Book Rack	OPT-BKRR-01		\$256
	Kneeler (COM 1 yd. per two chairs)	OPT-KNLR-01		\$317
	Tablet Arm		N/A	
Custom wood finishes and modifications upon request.				





AGATI

ELLA SEATING - Special Collection



ELLA STACK	DESCRIPTION	ITEM NO	SIZE	STANDARD LIST
	Stacking Chair with grid panel back, wood seat Standard Wood is Maple No minimum order with Maple Beech Cherry and Oak Upon Request 100 Chair Minimum Order Chairs Can Stack 4 High	ELA-STG-5010	20w 24.5d 34.5h 17.75sh	\$1,910
	Stacking Chair with grid panel back, upholstered seat Standard Wood is Maple No minimum order with Maple Beech Cherry and Oak Upon Request 100 Chair Minimum Order COM requirement: .75 yards of 54" wide plain fabric per two chairs. COL requirement: 13.5 sq. ft. per two chairs.	ELA-STG-5012	20w 24.5d 34.5h 18.5sh	\$1,877
	Stacking Chair with ladder back, wood seat Standard Wood is Maple No minimum order with Maple Beech Cherry and Oak Upon Request 100 Chair Minimum Order Chairs Can Stack 4 High	ELA-STG-5006	20w 24.5d 34.5h 17.75sh	\$1,811
	Stacking Chair with ladder back, upholstered seat Standard Wood is Maple No minimum order with Maple Beech Cherry and Oak Upon Request 100 Chair Minimum Order COM requirement: .75 yards of 54" wide plain fabric per two chairs. COL requirement: 13.5 sq. ft. per two chairs.	ELA-STG-5008	20w 24.5d 34.5h 18.5sh	\$1,730
	Stacking Chair, upholstered seat and back Standard Wood is Maple No minimum order with Maple Beech Cherry and Oak Upon Request 100 Chair Minimum Order Chairs Can Stack 4 High COM requirement: 1.75 yards of 54" wide plain fabric for two chairs. COL requirement: 32 sq. ft. per two chairs.	ELA-STG-5004	20w 24.5d 34.5h 18.5sh	\$1,831
ADDITIONAL OPTIONS:				
	Laser Etching	OPT-LAS-01		\$170
	Inlay	OPT-INL-01	per project	
	Cal 133 Fire Barrier -per yard	OPT-UPH-133	per yard	\$171
	Book Rack	OPT-BKRK-01		\$256
	Kneeler (COM 1 yd. per two chairs)	OPT-KNLR-01		\$317
	Tablet Arm		N/A	
Custom wood finishes and modifications upon request.				

AGATI

ETTA SEATING - Special Collection



ETTA STOOL	DESCRIPTION	ITEM NO	SIZE	STANDARD LIST
	Bar Stool, Solid Wood, Seat and Back with Self Centering Swivel Maple	ETA-STG-2900-B	22w 25 1/2d 47 1/2h 29sh	\$1,743
	Bar Stool, Solid Wood, Upholstered Seat and Back with Self Centering Swivel Maple	ETA-STG-2904-B	22w 25 1/2d 47 1/2h 29sh	\$2,016
	COM requirement: 1.5 yards of 54" wide plain fabric COL requirement: 32 sq. ft.			
	Counter Stool, Solid Wood, Seat and Back with Self Centering Swivel Maple	ETA-STG-2400-B	20 1/2w 25 1/2d 47 1/2h 24sh	\$1,852
	Counter Stool, Solid Wood, Upholstered Seat and Back with Self Centering Swivel Maple	ETA-STG-2404-B	20 1/2w 25 1/2d 47 1/2h 24sh	\$2,016
	COM requirement: 1.5 yards of 54" wide plain fabric COL requirement: 32 sq. ft.			
	ADDITIONAL OPTIONS:	ITEM NO		STANDARD LIST
	Laser Etching	OPT-LAS-01		\$170
	Inlay	OPT-INL-01	per project	
	Cal 133 Fire Barrier -per yard	OPT-UPH-133	per yard	\$171
	Custom wood finishes and modifications upon request.			

AGATI**ETTA SEATING - Special Collection**

ETTA YOUTH SIDE CHAIR	DESCRIPTION	ITEM NO	SIZE	STANDARD LIST
	Youth Side Chair, Solid Wood, Seat and Back Maple 100 Chair Minimum Order	ETA-STG-1600-B	18 1/2w 22 1/2d 31 1/2h 16sh	\$1,374
	Youth Side Chair, Solid Wood, Upholstered Seat and Back Maple 100 Chair Minimum Order	ETA-STG-1604-B	18 1/2w 22 1/2d 31 1/2h 16sh	\$1,701
	COM requirement: 1.5 yards of 54" wide plain fabric COL requirement: 32 sq. ft.			
	ADDITIONAL OPTIONS:	ITEM NO		STANDARD LIST
	Laser Etching	OPT-LAS-01		\$170
	Inlay	OPT-INL-01	per project	
	Cal 133 Fire Barrier -per yard	OPT-UPH-133	per yard	\$171
	Custom wood finishes and modifications upon request.			

AGATI

ETTA SEATING - Special Collection

ETTA KIDS SIDE CHAIR	DESCRIPTION	ITEM NO	SIZE	STANDARD LIST
	Kids Side Chair, Solid Wood, Seat and Back Maple 100 Chair Minimum Order	ETA-STG-1400-B	15 1/2w 17 1/2d 26h 14sh	\$1,323
	Kids Side Chair, Solid Wood, Upholstered Seat and Back Maple 100 Chair Minimum Order	ETA-STG-1404-B	15 1/2w 17 1/2d 26h 14sh	\$1,650
	COM requirement: 1.5 yards of 54" wide plain fabric COL requirement: 32 sq. ft.			
	ADDITIONAL OPTIONS:	ITEM NO		STANDARD LIST
	Laser Etching	OPT-LAS-01		\$170
	Inlay	OPT-INL-01	per project	
	Cal 133 Fire Barrier -per yard	OPT-UPH-133	per yard	\$171
	Custom wood finishes and modifications upon request.			

AGATI**ETTA SEATING - Special Collection****ETTA TODDLER SIDE CHAIR**

DESCRIPTION	ITEM NO	SIZE	STANDARD LIST
Toddler Side Chair, Solid Wood, Seat and Back Maple 100 Chair Minimum Order	ETA-STG-1200-B	14 1/2w 17 1/2d 24h 12sh	\$1,323



Toddler Side Chair, Solid Wood, Upholstered Seat and Back Maple 100 Chair Minimum Order	ETA-STG-1204-B	14 1/2w 17 1/2d 24h 12sh	\$1,468
---	----------------	--------------------------	---------



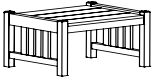
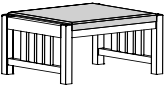

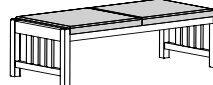

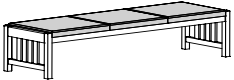
COM requirement: 1.5 yards of 54" wide plain fabric
COL requirement: 32 sq. ft.

ADDITIONAL OPTIONS:	ITEM NO		STANDARD LIST
Laser Etching	OPT-LAS-01		\$170
Inlay	OPT-INL-01	per project	
Cal 133 Fire Barrier -per yard	OPT-UPH-133	per yard	\$171

Custom wood finishes and modifications upon request.




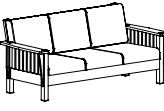

AGATI

FRYE--SEATING - Special Collection

FRYE	DESCRIPTION	ITEM NO	SIZE	STANDARD LIST
	Single Seat Bench, end slat detail, wood seat Standard Wood is Maple Beech Cherry and Oak Upon Request	FRY-STG-1520-28	28w 22d 19sh	\$2,890
	Single Seat Bench, end slat detail, upholstered seat Standard Wood is Maple Beech Cherry and Oak Upon Request	FRY-STG-1522-28	28w 22d 19sh	\$2,510
COM requirement: 1 yard of 54" wide plain fabric. COL requirement: 18 sq. ft.				
	Double Seat Bench, end slat detail, wood seat Standard Wood is Maple Beech Cherry and Oak Upon Request	FRY-STG-1520-52	52w 22d 19sh	\$3,583
	Double Seat Bench, end slat detail, upholstered seat Standard Wood is Maple Beech Cherry and Oak Upon Request	FRY-STG-1522-52	52w 22d 19sh	\$3,481
COM requirement: 1.75 yards of 54" wide plain fabric. COL requirement: 31.5 sq. ft.				
	Triple Seat Bench, end slat detail, wood seat Standard Wood is Maple Beech Cherry and Oak Upon Request	FRY-STG-1520-76	76w 22d 19sh	\$3,748
	Triple Seat Bench, end slat detail, upholstered seat Standard Wood is Maple Beech Cherry and Oak Upon Request	FRY-STG-1522-76	76w 22d 19sh	\$4,373
COM requirement: 2.25 yards of 54" wide plain fabric. COL requirement: 40.5 sq. ft.				
CUSTOM OPTIONS:		ITEM NO	STANDARD LIST	
Cal 133 Fire Barrier-per yard		OPT-UPH-133	\$171	
Custom wood finishes and modifications upon request.				

AGATI

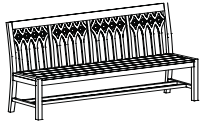
FRYE--SEATING - Special Collection

FRYE	DESCRIPTION	ITEM NO	SIZE	STANDARD LIST
	High Back Lounge Chair Standard Wood is Maple Beech Cherry and Oak Upon Request	FRY-STG-2000	33w 36d 41h 17sh 24ah	\$6,392
	COM requirement: 3.5 yards of 54" wide plain fabric. COL requirement: 85.4 sq. ft.*			
	Low Back Lounge Chair Standard Wood is Maple Beech Cherry and Oak Upon Request	FRY-STG-2001	33w 34d 34h 17sh 24ah	\$6,474
	COM requirement: 3 yards of 54" wide plain fabric. COL requirement: 73.2 sq. ft.*			
	Two Seat Settee Standard Wood is Maple Beech Cherry and Oak Upon Request	FRY-STG-2002	55w 34d 34h 17sh 24ah	\$8,255
	COM requirement: 6.5 yards of 54" wide plain fabric. COL requirement: 158.6 sq. ft.*			
	Three Seat Sofa Standard Wood is Maple Beech Cherry and Oak Upon Request	FRY-STG-2003	77w 34d 34h 17sh 24ah	\$10,471
	COM requirement: 9.75 yards of 54" wide plain fabric. COL requirement: 237.9 sq. ft.*			
	Pullup Lounge Chair Standard Wood is Maple Beech Cherry and Oak Upon Request	FRY-STG-1802	26w 25 1/2d 34 1/2h 18sh 25ah	\$4,362
	COM requirement: 3.5 yards of 54" wide plain fabric. COL requirement: 85.4 sq. ft.*			
ADDITIONAL OPTIONS:		ITEM NO		STANDARD LIST
	Cal 133 Fire Barrier	OPT-UPH-133	per yard	\$171
	*COL	OPT-UPH-L	Add 20%	
Custom wood finishes and other modifications available upon request. Note: Chairs have removable drop-ins which can be removed and re-upholstered.				

AGATI

GOTHIC COLLECTION--SEATING

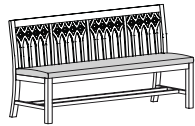
GOTHIC ARMLESS BACK BENCH



DESCRIPTION	ITEM NO	SIZE	STANDARD LIST
Armless Bench with Back, wood seat. Standard Wood is Maple Beech Cherry and Oak Upon Request	GOT-STG-1500-49	49w 22d 39h 18sh	\$10,466
Armless Bench with Back, wood seat. Standard Wood is Maple Beech Cherry and Oak Upon Request	GOT-STG-1500-60	60w 22d 39h 18sh	\$10,466
Armless Bench with Back, wood seat. Standard Wood is Maple Beech Cherry and Oak Upon Request	GOT-STG-1500-72	72w 22d 39h 18sh	\$14,219
Armless Bench with Back, wood seat. Standard Wood is Maple Beech Cherry and Oak Upon Request	GOT-STG-1500-84	84w 22d 39h 18sh	\$14,219

red oak

GOTHIC ARMLESS BACK BENCH - UPHOLSTERED SEAT



Armless Bench with Back, upholstered seat. Standard Wood is Maple Beech Cherry and Oak Upon Request	GOT-STG-1502-49	49w 22d 39h 18sh	\$10,125
COM requirement: 1.75 yards of 54" wide plain fabric. COL requirement: 31.5 sq. ft.			
Armless Bench with Back, upholstered seat. Standard Wood is Maple Beech Cherry and Oak Upon Request	GOT-STG-1502-60	60w 22d 39h 18sh	\$10,125
COM requirement: 2 yards of 54" wide plain fabric. COL requirement: 36 sq. ft.			
Armless Bench with Back, upholstered seat. Standard Wood is Maple Beech Cherry and Oak Upon Request	GOT-STG-1502-72	72w 22d 39h 18sh	\$14,083
COM requirement: 2.5 yards of 54" wide plain fabric. COL requirement: 45 sq. ft.			
Armless Bench with Back, upholstered seat. Standard Wood is Maple Beech Cherry and Oak Upon Request	GOT-STG-1502-84	84w 22d 39h 18sh	\$14,083
COM requirement: 3.5 yards of 54" wide plain fabric. COL requirement: 63 sq. ft.			

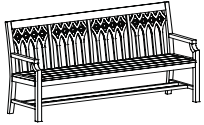
CUSTOM OPTIONS:	ITEM NO	STANDARD LIST
Laser Etching	OPT-LAS-01	\$170
Cal 133 Fire Barrier	OPT-UPH-133	\$171

Custom wood finishes and modifications upon request.

AGATI

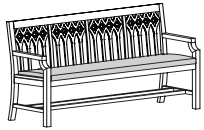
GOTHIC COLLECTION--SEATING

GOTHIC BACK BENCH with ARMS



DESCRIPTION	ITEM NO	SIZE	STANDARD LIST
Bench with Back and Arms, wood seat. Standard Wood is Maple Beech Cherry and Oak Upon Request	GOT-STG-1501-49	49w 22d 39h 18sh 26ah	\$11,142
Bench with Back and Arms, wood seat. Standard Wood is Maple Beech Cherry and Oak Upon Request	GOT-STG-1501-60	60w 22d 39h 18sh 26ah	\$11,142
Bench with Back and Arms, wood seat. Standard Wood is Maple Beech Cherry and Oak Upon Request	GOT-STG-1501-72	72w 22d 39h 18sh 26ah	\$14,640
Bench with Back and Arms, wood seat. Standard Wood is Maple Beech Cherry and Oak Upon Request	GOT-STG-1501-84	84w 22d 39h 18sh 26ah	\$14,640

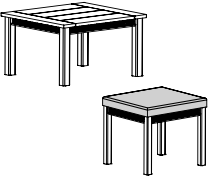
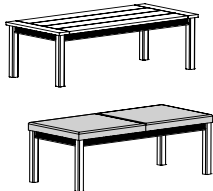
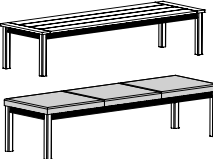
GOTHIC BACK BENCH with ARMS - UPHOLSTERED SEAT









Bench with Back and Arms, upholstered seat. Standard Wood is Maple Beech Cherry and Oak Upon Request	GOT-STG-1503-49	49w 22d 39h 18sh 26ah	\$10,949
COM requirement: 1.75 yards of 54" wide plain fabric. COL requirement: 31.5 sq. ft.			
Bench with Back and Arms, upholstered seat. Standard Wood is Maple Beech Cherry and Oak Upon Request	GOT-STG-1503-60	60w 22d 39h 18sh 26ah	\$10,949
COM requirement: 2 yards of 54" wide plain fabric. COL requirement: 36 sq. ft.			
Bench with Back and Arms, upholstered seat. Standard Wood is Maple Beech Cherry and Oak Upon Request	GOT-STG-1503-72	72w 22d 39h 18sh 26ah	\$14,515
COM requirement: 2.5 yards of 54" wide plain fabric. COL requirement: 45 sq. ft.			
Bench with Back and Arms, upholstered seat. Standard Wood is Maple Beech Cherry and Oak Upon Request	GOT-STG-1503-84	84w 22d 39h 18sh 26ah	\$14,515
COM requirement: 3.5 yards of 54" wide plain fabric. COL requirement: 63 sq. ft.			
CUSTOM OPTIONS:	ITEM NO	STANDARD LIST	
Laser Etching	OPT-LAS-01	\$170	
Cal 133 Fire Barrier- per yard	OPT-UPH-133	\$171	
Custom wood finishes and modifications upon request.			

AGATI




GOTHIC COLLECTION--SEATING

GOTHIC	DESCRIPTION	ITEM NO	SIZE	STANDARD LIST
	Single Seat Bench, quatrefoil end slat detail, wood seat. Standard Wood is Maple Beech Cherry and Oak Upon Request	GOT-STG-1520-24	24w 22d 19sh	\$5,315
	Single Seat Bench, quatrefoil end slat detail, upholstered seat. Standard Wood is Maple Beech Cherry and Oak Upon Request	GOT-STG-1522-24	24w 22d 19sh	\$5,315
COM requirement: 1 yards of 54" wide plain fabric. COL requirement: 18 sq. ft.				
	Double Seat Bench, quatrefoil end slat detail, wood seat. Standard Wood is Maple Beech Cherry and Oak Upon Request	GOT-STG-1520-48	48w 22d 19sh	\$5,633
	Double Seat Bench, quatrefoil end slat detail, upholstered seat. Standard Wood is Maple Beech Cherry and Oak Upon Request	GOT-STG-1522-48	48w 22d 19sh	\$5,594
COM requirement: 1.75 yards of 54" wide plain fabric. COL requirement: 31.5 sq. ft.				
	Triple Seat Bench, quatrefoil end slat detail, wood seat. Standard Wood is Maple Beech Cherry and Oak Upon Request	GOT-STG-1520-72	72w 22d 19sh	\$5,832
	Triple Seat Bench, quatrefoil end slat detail, upholstered seat. Standard Wood is Maple Beech Cherry and Oak Upon Request	GOT-STG-1522-72	72w 22d 19sh	\$5,798
COM requirement: 2.5 yards of 54" wide plain fabric. COL requirement: 45 sq. ft.				
CUSTOM OPTIONS:		ITEM NO	STANDARD LIST	
Cal 133 Fire Barrier-per yard		OPT-UPH-133	\$171	
Custom wood finishes and modifications upon request.				

GOTHIC	DESCRIPTION	ITEM NO	SIZE	STANDARD LIST
 	Side Chair, 4 quatrefoil back, wood seat Minimum 100	GOT-STG-1000	22.5w 22d 36h 19sh	\$1,858
	Standard Wood is Maple Beech Cherry and Oak Upon Request Side Chair, 4 quatrefoil back, upholstered seat Minimum 100 Standard Wood is Maple Beech Cherry and Oak Upon Request Minimum 100 COM requirement: .75 yards of 54" wide plain fabric per two chairs. COL requirement: 13.5 sq. ft. per two chairs.	GOT-STG-1002	22.5w 22d 36h 19sh	\$1,831
 	Stacking Chair, 4 quatrefoil back, wood seat Minimum 100	GOT-STG-5000	22.5w 22d 36h 19sh	\$1,970
	Standard Wood is Maple Beech Cherry and Oak Upon Request Side Chair, 4 quatrefoil back, upholstered seat Minimum 100 Chairs Stack 4 High Standard Wood is Maple Beech Cherry and Oak Upon Request COM requirement: .75 yards of 54" wide plain fabric per two chairs. COL requirement: 13.5 sq. ft. per two chairs.	GOT-STG-5002	22.5w 22d 36h 19sh	\$1,925
 	Arm Chair, wood seat Standard Wood is Maple Beech Cherry and Oak Upon Request Minimum 100	GOT-STG-1001	24.5w 22d 36h 19sh 25ah	\$2,015
	Arm Chair, upholstered seat Standard Wood is Maple Beech Cherry and Oak Upon Request Minimum 100 COM requirement: .75 yards of 54" wide plain fabric per two chairs. COL requirement: 13.5 sq. ft. per two chairs.	GOT-STG-1003	24.5w 22d 36h 19sh 25ah	\$1,955
ADDITIONAL OPTIONS:				
Laser Etching	OPT-LAS-01			\$170
Inlay	OPT-INL-01		per project	
Cal 133 Fire Barrier -per yard	OPT-UPH-133		per yard	\$171
Book Rack	OPT-BKRR-01			\$256
Kneeler (COM 1 yd. per two chairs)	OPT-KNLR-01			\$317
Tablet Arm	OPT-TAB-01			\$1,073

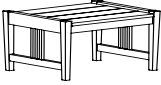
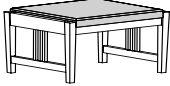
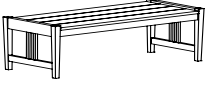
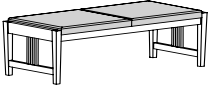

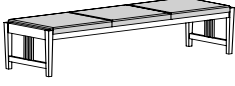
AGATI

MONTEREY SEATING - Special Collection

MONTEREY	DESCRIPTION	ITEM NO	SIZE	STANDARD LIST
	Side Chair, upholstered seat and back Standard Wood is Maple Beech Cherry and Oak Upon Request Minimum 100	MON-STG-1002	18w 22d 34.5h 18.5sh	\$1,230
	Stack Chair, upholstered seat and back Standard Wood is Maple Beech Cherry and Oak Upon Request Minimum 100 Chairs Can Stack 4 High COM requirement: 1.75 yards of 54" wide plain fabric per two chairs. Contrasting Fabric: Seat .75 yards per two chairs, Back 1 yard per two chairs. COL requirement: 32 sq. ft. per two chairs.	MON-STG-5002	18w 22d 34.5h 18.5sh	\$1,230
MONTEREY-HIGH STOOLS				
	High Stool, beech, upholstered seat and back Standard Wood is Maple Beech Cherry and Oak Upon Request	MON-STG-1602	18w 22d 47h 30sh	\$1,323
	Counter Stool, beech, upholstered seat and back Standard Wood is Maple Beech Cherry and Oak Upon Request COM requirement: 1.75 yards of 54" wide plain fabric per two chairs. COL requirement: 27 sq. ft. per two chairs.	MON-STG-1652	18w 22d 41h 24sh	\$2,459
ADDITIONAL OPTIONS:				
	Laser Etching	OPT-LAS-01		\$170
	Cal 133 Fire Barrier	OPT-UPH-133	per yard	\$171
	Inlay	OPT-INL-01	per project	
Custom wood finishes and modifications upon request.				



AGATI

MYLES--SEATING - Special Collection

MYLES	DESCRIPTION	ITEM NO	SIZE	STANDARD LIST
	Single Seat Bench, end slat detail, wood seat Standard Wood is Maple Beech Cherry and Oak Upon Request	MYL-STG-1520-28	28w 22d 19sh	\$2,890
	Single Seat Bench, end slat detail, upholstered seat Standard Wood is Maple Beech Cherry and Oak Upon Request	MYL-STG-1522-28	28w 22d 19sh	\$2,510
	COM requirement: 1 yard of 54" wide plain fabric. COL requirement: 18 sq. ft.			
	Double Seat Bench, end slat detail, wood seat Standard Wood is Maple Beech Cherry and Oak Upon Request	MYL-STG-1520-52	52w 22d 19sh	\$3,583
	Double Seat Bench, end slat detail, upholstered seat Standard Wood is Maple Beech Cherry and Oak Upon Request	MYL-STG-1522-52	52w 22d 19sh	\$3,481
	COM requirement: 1.75 yards of 54" wide plain fabric. COL requirement: 31.5 sq. ft.			
	Double Seat Bench, end slat detail, wood seat Standard Wood is Maple Beech Cherry and Oak Upon Request	MYL-STG-1520-76	76w 22d 19sh	\$3,748
	Double Seat Bench, end slat detail, upholstered seat Standard Wood is Maple Beech Cherry and Oak Upon Request	MYL-STG-1522-76	76w 22d 19sh	\$4,373
	COM requirement: 2.5 yards of 54" wide plain fabric. COL requirement: 40.5 sq. ft.			
	CUSTOM OPTIONS:	ITEM NO		STANDARD LIST
	Cal 133 Fire Barrier	OPT-UPH-133		\$171
	Custom wood finishes and modifications upon request.			

AGATI


PRAIRIE SEATING - Special Collection

PRAIRIE	DESCRIPTION	ITEM NO	SIZE	STANDARD LIST
	Slat Back Side Chair, wood seat Standard Wood is Maple Beech Cherry and Oak Upon Request Minimum 100	PRA-STG-1000	18w 22.5d 34.5h 18sh	\$1,057
	Side Chair, upholstered seat Standard Wood is Maple Beech Cherry and Oak Upon Request Minimum 100 Also available in youth or child sizes, and as a high stool.	PRA-STG-1002	18w 22.5d 34.5h 18sh	\$1,091
	Ladder Back Side Chair, wood seat Standard Wood is Maple Beech Cherry and Oak Upon Request Minimum 100	PRA-STG-1004	18w 22.5d 34.5h 18sh	\$1,096
	Side Chair, upholstered seat Standard Wood is Maple Beech Cherry and Oak Upon Request Minimum 100 Also available in youth or child sizes, and as a high stool.	PRA-STG-1006	18w 22.5d 34.5h 18sh	\$1,131
ADDITIONAL OPTIONS:		ITEM NO		STANDARD LIST
Laser Etching		OPT-LAS-01		\$170
Inlay		OPT-INL-01	per project	
Cal 133 Fire Barrier- per yard		OPT-UPH-133	per yard	\$171
Book Rack		OPT-BKRK-01		\$256
Tablet Arm		OPT-TAB-01		\$1,073
Specify left arm facing or right arm facing.				
Custom wood finishes and modifications upon request.				

AGATI

PRAIRIE SEATING - Special Collection


PRAIRIE-SLAT BACK



DESCRIPTION	ITEM NO	SIZE	STANDARD LIST
High Stool with slat back, wood seat Standard Wood is Maple Beech Cherry and Oak Upon Request	PRA-STG-1600	18w 21.5d 45h 29sh	\$1,283
High Stool with slat back, upholstered seat Standard Wood is Maple Beech Cherry and Oak Upon Request	PRA-STG-1602	18w 21.5d 45h 29sh	\$1,165
Counter Stool with slat back, wood seat Standard Wood is Maple Beech Cherry and Oak Upon Request	PRA-STG-1650	18w 21.5d 39h 23sh	\$1,283
Counter Stool with slat back, upholstered seat Standard Wood is Maple Beech Cherry and Oak Upon Request	PRA-STG-1652	18w 21.5d 39h 23sh	\$1,193

COM requirement: .75 yards of 54" wide plain fabric per two chairs.
COL requirement: 13.5 sq. ft. per 2 chairs.

PRAIRIE-LADDER BACK



High Stool with ladder back, wood seat. Standard Wood is Maple Beech Cherry and Oak Upon Request	PRA-STG-1604	18w 21.5d 45h 28sh	\$1,283
High Stool with ladder back, upholstered seat. Standard Wood is Maple Beech Cherry and Oak Upon Request	PRA-STG-1606	18w 21.5d 45h 28sh	\$1,193
Counter Stool with ladder back, wood seat. Standard Wood is Maple Beech Cherry and Oak Upon Request	PRA-STG-1654	18w 21.5d 39h 22sh	\$1,526
Counter Stool with ladder back, upholstered seat Standard Wood is Maple Beech Cherry and Oak Upon Request	PRA-STG-1656	18w 21.5d 39h 22sh	\$1,193

COM requirement: .75 yards of 54" wide plain fabric per two chairs.
COL requirement: 13.5 sq. ft. per 2 chairs.



Milking Stool Diameter: 13.25" (Please specify height.)	PRM-MLKSTL	18, 24, 30h	\$1,016
---	------------	-------------	---------

ADDITIONAL OPTIONS:	ITEM NO	STANDARD LIST
Laser Etching	OPT-LAS-01	\$170
Cal 133 Fire Barrier	OPT-UPH-133	\$171 per yard

Custom wood finishes and modifications upon request.